




## Q.C. SOCKETS & PLUGS - LEGACY - BRASS & STEEL

Brass Couplers, designed for 4000 PSI and extended durability. Affordable and rugged all in one.









- PSI Max: 4000
- Precision Brass Design
- Unrestricted Free-Flow

PART NO.	DESCRIPTION
9.802-164.0	 1/4" FPT Brass Socket
9.802-166.0	 3/8" FPT Brass Socket
8.707-166.0	1/2" FPT Brass Socket
9.802-165.0	1/4" MPT Brass Socket
9.802-169.0	 3/8" MPT Brass Socket
8.707-167.0	1/2" MPT Brass Socket

Steel Nipples, hardened steel combined with zinc yellow chromate plating holds up to the harshest environments.











- PSI Max: 4000
- Zinc-Plated
- Hardened Steel

PART NO.	DESCRIPTION
8.707-136.0	 1/4" FPT Steel Plug
9.802-170.0	 3/8" FPT Steel Plug
8.707-165.0	 1/2" FPT Steel Plug
8.707-139.0	 1/4" MPT Steel Plug
9.802-171.0	 3/8" MPT Steel Plug
8.707-164.0	 1/2" MPT Steel Plug

## Q.C. SOCKETS & PLUGS - LEGACY - STAINLESS-STEEL



- PSI: 6000
- 303 Stainless-Steel
- Chemical-Resistant






PART NO.	DESCRIPTION
8.707-110.0	 1/4" MPT Stainless-steel Socket
8.707-135.0	 3/8" MPT Stainless-steel Socket
8.707-140.0	 1/4" MPT Stainless-steel Plug
8.707-152.0	 3/8" MPT Stainless-steel Plug
8.707-103.0	 1/4" FPT Stainless-steel Socket
8.707-125.0	 3/8" FPT Stainless-steel Socket
8.707-138.0	 1/4" FPT Stainless-steel Plug
8.707-144.0	 3/8" FPT Stainless-steel Plug
9.114-991.0	1/2" FPT Stainless-steel Socket
9.114-992.0	1/2" MPT Stainless-steel Socket
9.118-159.0	1/2" FPT, Stainless Steel Nipple
9.118-160.0	1/2" MPT, Stainless Steel Nipple

## O-RINGS

O-Rings for Legacy, AP, Hansen, Foster, Parker and quick-coupler brands.



- EPDM to 280°F
- Buna to 210°F
- Viton to 300°F

PART NO.	QC SIZE	BULK PART NO.*
<b>EPDM QC</b>		
8.701-981.0	1/8"	
9.802-098.0	 1/4"	9.114-431.0*
9.802-102.0	 3/8"	9.114-432.0*
<b>BUNA QC</b>		
8.702-015.0	1/4"	9.114-433.0*
8.702-017.0	 3/8"	9.114-434.0*
8.702-021.0	1/2"	
<b>VITON QC</b>		
8.702-084.0	 1/4"	9.114-435.0*
8.702-088.0	 3/8"	9.114-436.0*
8.702-090.0	1/2"	

\*Pack of 1000

## Q.C. SOCKETS & PLUGS - FOSTER



- Precision Performance
- Unrestricted Bore for Free Flow
- Resists Plug Deformation When Pressure Spikes Occur and Withstands Pump Pulse
- Brass - 5200 PSI
- Steel & Stainless Steel - 5500 PSI

PART NO.	DESCRIPTION	TYPE
<b>SOCKETS</b>		
8.756-030.0	1/4" Male	Brass
8.756-031.0	1/4" Female	Brass
8.756-032.0	3/8" Male	Brass
8.756-033.0	3/8" Female	Brass
8.756-034.0	1/2" Female	Brass
<b>PLUGS</b>		
8.756-035.0	1/4" Male	Steel
8.756-036.0	1/4" Female	Steel
8.756-037.0	3/8" Male	Steel
8.756-038.0	3/8" Female	Steel
8.756-039.0	3/8" Male	Stainless-steel
8.756-040.0	3/8" Female	Stainless-steel
8.756-041.0	1/2" Male	Steel
8.756-042.0	1/2" Female	Steel

## Q.C. SOCKETS & PLUGS - SNAPTITE SERIES

Snaptite Quick Sockets and Plugs are precision-built for extreme high pressure.

■ PSI Max: 11,000

■ Temperature: -40°F to 205°F

■ Zinc Chromate



PART NO.	DESCRIPTION	TYPE
<b>SOCKET</b>		
8.707-115.0	1/4" FPT	Zinc Chromate
8.707-116.0	1/4" MPT	Zinc Chromate
9.802-167.0	3/8" FPT	Zinc Chromate
<b>PLUG</b>		
8.707-117.0	1/4" FPT	Zinc Chromate
8.707-121.0	1/4" MPT	Zinc Chromate
9.802-168.0	3/8" FPT	Zinc Chromate
8.707-120.0	3/8" MPT	Zinc Chromate
<b>SEAL, U-PACK</b>		
9.804-043.0	1/4"	Zinc Chromate
8.706-712.0	3/8"	Zinc Chromate

## Q.C. SOCKETS & PLUGS - ST SERIES

SERIES	STEEL PLUG	BRASS PLUG	STAINLESS-STEEL
	PSI	PSI	PSI
1/8"	2600	2500	4200
1/4"	5500	5200	6700
3/8"	3500	2700	6300
1/2"	2700	2200	3000
3/4"	1700	1700	1700

PART NO.	DESCRIPTION	TYPE
<b>SOCKETS</b>		
8.709-463.0	3/4" MPT	Brass
8.709-462.0	3/4" FPT	Brass
8.709-566.0	3/8" MPT	Stainless-steel
8.709-564.0	3/8" FPT	Stainless-steel
8.709-457.0	1/2" FPT	Stainless-steel
<b>PLUGS</b>		
8.709-478.0	1/8" MPT	Steel, Zinc-plated
8.709-479.0	1/8" FPT	Steel, Zinc-plated
8.709-502.0	3/4" MPT	Steel, Zinc-plated
8.709-509.0	3/4" FPT	Steel, Zinc-plated
8.709-486.0	1/4" MPT	Hardened Stainless-steel
8.709-488.0	1/4" FPT	Hardened Stainless-steel
8.709-480.0	1/2" MPT	Hardened Stainless-steel
8.709-481.0	1/2" FPT	Hardened Stainless-steel

## Q.C. SOCKETS & PLUGS - M22 - TWIST SEAL

Allows U.S. standard hose to connect to 22 mm European fittings.



- PSI Max: 4000
- GPM: 7.8
- Temperature Max: 302°F
- Internal O-Ring Seal
- Machined-brass Body
- High-Impact Plastic Knob
- Not Threaded

PART NO.	DESCRIPTION	TYPE
8.709-522.0	1/4" FPT	Machined-brass Body
8.709-530.0	3/8" FPT	Machined-brass Body
9.802-173.0	1/4" MPT	Machined-brass Body
8.709-526.0	3/8" MPT	Machined-brass Body

Plugs are made of heavy-duty machined-brass for a safe and leak-free connection.



PART NO.	DESCRIPTION	TYPE
8.709-540.0	1/4" FPT	Machined-brass Body
8.709-546.0	3/8" FPT	Machined-brass Body
8.709-536.0	1/4" MPT	Machined-brass Body
8.707-185.0	3/8" MPT	Machined-brass Body
9.115-009.0	M22 X M22	Machined Brass body

## Q.C. SOCKETS & PLUGS - EXTENDED TWIST SEAL



- PSI: 3600
- GPM: 11
- Temperature: 300°F
- Double O-Ring Seal
- Machined-Brass Body
- High-Impact Plastic Knob

PART NO.	DESCRIPTION	PSI MAX
8.709-535.0	1/4" FPT x M22, Female, Coupler	3600
8.709-555.0	1/4" FPT x M22, Male, Plug	3600

## Q.C. SOCKETS & PLUGS - M22 - TWIST SEAL

Couples U.S. standard pipe threads to 22 mm European fittings found on imported pressure washers.



Sockets

- PSI Max: 4000, GPM: 7.8
- Temperature Max: 302°F
- 3.9 to 4.2 Oz. Weight
- Internal O-ring with back ring seal assures no-leak operation
- Oversized High-Impact Plastic Knob
- Machined-Brass Body

PART NO.	DESCRIPTION	TYPE
8.709-524.0	1/4" FPT	Machined-brass Body
8.709-531.0	3/8" FPT	Machined-brass Body
8.709-534.0	1/2" FPT	Machined-brass Body
8.709-521.0	1/4" MPT	Machined-brass Body
8.709-528.0	3/8" MPT	Machined-brass Body
8.709-533.0	1/2" MPT	Machined-brass Body



Plugs

PART NO.	DESCRIPTION	TYPE
8.709-548.0	3/8" FPT	Machined-brass Body
8.709-553.0	1/2" FPT	Machined-brass Body
8.709-539.0	1/4" MPT	Machined-brass Body
8.709-551.0	1/2" MPT	Machined-brass Body

## Q.C. SOCKETS & PLUGS- M22 - QUICK DISCONNECT



Part # 8.709-554.0

- PSI: 4000
- Temperature: 175°F
- EPDM O-Rings
- Machined-brass Body

PART NO.	DESCRIPTION
8.709-554.0	3/8" QC Coupler X M22 M
8.709-601.0	3/8" Plug X M22 F
9.114-604.0	3/8" QC Coupler X M22 F



O-Rings - M22, Viton

PART NO.	DESCRIPTION
8.704-036.0	O-rings, M22 Viton
8.704-037.0	Back Ring, 2.4 x 9.3
8.756-782.0	O-rings (EPDM)

## KEW STYLE QC'S



PART NO.	DESCRIPTION	PSI
9.113-655.0	KEW Style Plug Male	4000
9.113-654.0	Adapter	3600

## Q.C. SOCKETS & PLUGS - DOUBLE SHUT-OFF



8.709-580.0



8.709-556.0

- Quick disconnect without drips and leaks
- Indispensable for in-plant multiple station systems
- Machined-construction brass, zinc-plated steel or stainless steel

PART NO.	DESCRIPTION	TYPE	PSI MAX
<b>SOCKETS</b>			
8.709-556.0	1/8" FPT	Brass	3000
8.756-043.0	1/4" FPT	Brass	2700
8.709-559.0	3/8" FPT	Brass	2200
8.709-560.0	1/2" FPT	Brass	2250
8.709-561.0	1/2" FPT	Stainless-steel	4250
8.709-562.0	3/4" FPT	Brass	2000
<b>PLUGS</b>			
8.709-580.0	1/8" FPT	Brass	3000
8.709-583.0	3/8" FPT	Brass	2200
8.756-044.0	1/4" FPT	Brass	2700
8.709-584.0	1/2" FPT	Brass	2250
8.709-582.0	3/8" FPT	Steel, Zinc	4000

## O-RING REPLACEMENTS



Replacement O-Rings

- Nitrile Up to 210°F
- Use Viton for 230°F and Above

PART NO.	DESCRIPTION	TYPE	MAX TEMP
8.701-994.0	1/8" O-ring	Nitrile	Up To 210°F
8.702-015.0	1/4" O-ring	Nitrile	Up To 210°F
8.702-017.0	3/8" O-ring	Nitrile	Up To 210°F
8.702-021.0	1/2" O-ring	Nitrile	Up To 210°F
8.702-084.0	1/4" O-ring	Viton	230°F +
8.702-088.0	3/8" O-ring	Viton	230°F +
8.702-090.0	1/2" O-ring	Viton	230°F +
8.702-023.0	3/32" O-ring	Nitrile*	230°F +

\* For Kit 1

## Q.C. SOCKETS & PLUGS - A+ BRASS

Designated for 4000 PSI and extended durability. EPDM O-rings as standard. Affordable and rugged all in one.



PART NO.	DESCRIPTION	PSI
8.750-695.0	1/4" Socket FPT	4000
8.750-696.0	1/4" Socket MPT	4000
8.750-697.0	3/8" Socket FPT	4000
8.750-698.0	3/8" Socket MPT	4000

## SWIVELS - 90°

Excellent for car wash booms and hose reels. Remarkable value, comparable to best swivels made.



- PSI: 4000
- Temperature: 225°F
- Forged-Brass Body
- Nitrile O-Ring

PART NO.	DESCRIPTION	PSI MAX
8.712-460.0	3/8" M x 3/8" F	4000
8.712-461.0	3/8" F x 3/8" F	4000
8.712-462.0	1/2" M x 1/2" F	4000
8.712-463.0	1/2" F x 1/2" F	4000
8.712-464.0	1/2" M x 3/8" F	4000
8.712-469.0	3/8" F x 3/4" M w 3/8" Inside thread	4000
8.900-855.0	Repair Kit	4000

## SWIVELS - RIGHT ANGLE



8.712-449.0

- PSI Max: 3000 (Brass)
- PSI Max: 5000 (Stainless-Steel)
- Temperature: 300°F
- 360° Swivel Rotation



8.712-448.0

PART NO.	DESCRIPTION	TYPE
8.712-448.0	3/8" Swivel	Stainless-steel
8.712-450.0	3/8" Swivel	Brass
8.712-449.0	1/2" Swivel	Brass
8.700-287.0	3/8" Repair Kit for 8.712-448.0, 8.712-450.0	
8.700-285.0	1/2" Repair Kit for 8.712-449.0	

## SWIVELS - STAINLESS-STEEL, HIGH-PRESSURE

Perfect for Hose to Trigger Gun Swivel connection



- GPM Max: 15
- MAX PSI: 5000
- Temperature: 250° F
- Viton Seals

PART NO.	DESCRIPTION	PSI
9.113-294.0	3/8 MPT X FPT	5000

## SWIVELS - STAINLESS-STEEL, HIGH-PRESSURE AND ECONOMY BRASS



- GPM Max:  
10.5 (Stainless-Steel)  
7.8 (Brass)
- Temperature:  
320°F (Stainless-Steel)  
195°F (Brass)
- Highly Resistant to Harsh Chemicals
- "Live" Swivel at Full Pressure
- Weight: 6 oz..

PART NO.	DESCRIPTION	PSI
8.712-456.0	1/4" M x F, Swivel - SS	5600
8.712-455.0	3/8" M x F, Swivel - SS	5600
8.712-443.0	3/8" M x F, Swivel - Brass	3600
8.704-096.0	Repair Kit for 8.712-456.0, 8.712-455.0	

## SWIVELS - GUN - MOSMATIC



Made of corrosion-resistant material and stainless-steel, self-lubricated bearings, the new gun swivel offers highest-quality Swiss-made craftsmanship.



- PSI: 4000
- Temperature: 250°F
- GPM: 30

PART NO.	DESCRIPTION
8.712-467.0	1/4" NPTF, Gun Swivel
8.712-466.0	3/8" NPTF, Gun Swivel

## SWIVELS - STAINLESS-STEEL BALL BEARING



- PSI Max: 3500
- Temperature: 180°F
- Hardened, Stainless-Steel Body
- Nitrile Buna Seals
- M x F NPT Thread
- Ball-bearing design ensures free swivel action under pressure
- Suitable for extended-wear applications

PART NO.	DESCRIPTION	GPM
8.712-457.0	1/4" Stainless-steel	6.8
8.712-458.0	3/8" Stainless-steel	10.6
8.712-459.0	1/2" Stainless-steel	27.0
8.700-461.0	Repair Kit for 8.712-459.0	

## SWIVELS - STAINLESS-STEEL



- PSI: 4000
- Temperature: 200°F
- All Stainless Construction
- Teflon® Swivel Ring
- Rebuildable
- 3/8" In and Out

PART NO.	DESCRIPTION
8.712-446.0	3/8" MPT x FPT
8.712-447.0	3/8" FPT x FPT

## SWIVELS - BALL BEARING

Swivels freely even at maximum pressure level noted below.



- Brass and Stainless-steel Materials
- Inline & 90 Degree Options

PART NO.	DESCRIPTION	PSI MAX
<b>INLINE SWIVELS</b>		
8.712-438.0	1/4" MPT x FPT	2000
8.712-439.0	1/4" MPT x FPT	3500
8.712-440.0	3/8" MPT x FPT	2000
8.712-441.0	3/8" MPT x FPT	3500
<b>90° SWIVELS</b>		
8.712-479.0	1/4" 90°	3500
8.700-263.0	Rebuild Kit	

## SWIVELS - A+ LONG BODY STYLE



- PSI: 3000
- Brass Housing
- Stainless-Steel Flow-Through Bolt
- Close-tolerance fit ensures leakproof seal
- Teflon® Ring Provides Free Swivel

PART NO.	DESCRIPTION	TYPE
8.904-551.0	3/8" MPT x FPT*	Brass
8.904-552.0	3/8" FPT x FPT*	Brass

\* Long Body Style

## ADAPTERS - BRASS



- FPT X MPT

PART NO.	DESCRIPTION	TYPE
8.705-186.0	1/8" x 1/8"	Brass
9.803-054.0	1/4" x 1/8"	Brass
8.705-188.0	1/4" x 1/4"	Brass
8.705-185.0	3/8" x 1/8"	Brass
9.804-007.0	3/8" x 1/4"	Brass
8.705-190.0	3/8" x 3/8"	Brass
8.705-192.0	1/2" x 1/4"	Brass
8.705-191.0	1/2" x 3/8"	Brass
9.802-148.0	1/2" x 1/2"	Brass
8.705-194.0	3/4" x 1/2"	Brass
8.705-195.0	3/4" x 3/4"	Brass

## BUSHINGS - BRASS



- FPT X MPT

PART NO.	DESCRIPTION	TYPE
9.803-564.0	1/4" x 1/8"	Brass
8.705-129.0	3/8" x 1/4"	Brass
9.804-015.0	3/8" x 1/8"	Brass
9.802-135.0	1/2" x 1/4"	Brass
8.705-132.0	1/2" x 3/8"	Brass
8.705-133.0	3/4" x 3/8"	Brass
9.802-136.0	3/4" x 1/2"	Brass

## HEX COUPLINGS - BRASS



PART NO.	DESCRIPTION	TYPE
8.705-150.0	1/8" F	Brass
8.705-151.0	1/4" F	Brass
8.705-152.0	3/8" F	Brass
8.705-153.0	1/2" F	Brass
8.705-154.0	3/4" F	Brass

## HEX COUPLINGS - REDUCING - BRASS



PART NO.	DESCRIPTION	TYPE
8.705-155.0	1/4" x 1/8" F	Brass
8.705-156.0	3/8" x 1/4" F	Brass
8.705-157.0	1/2" x 1/4" F	Brass
8.705-158.0	1/2" x 3/8" F	Brass
8.705-159.0	3/4" x 1/2" F	Brass

## HEX NIPPLES - DOUBLE - BRASS



PART NO.	DESCRIPTION	TYPE
8.705-224.0	1/8" x 1/8" M	Brass
9.802-108.0	1/4" x 1/4" M	Brass
8.705-228.0	3/8" x 3/8" M	Brass
9.803-989.0	1/2" x 1/2" M	Brass
8.705-233.0	3/4" x 3/4" M	Brass
8.705-234.0	1" x 1" M	Brass

## HEX REDUCING NIPPLES - BRASS



PART NO.	DESCRIPTION	TYPE
8.630-575.0	1/4" x 1/8" M	Brass
8.705-223.0	3/8" x 1/8" M	Brass
8.705-227.0	3/8" x 1/4" M	Brass
8.705-229.0	1/2" x 1/4" M	Brass
9.803-276.0	1/2" x 3/8" M	Brass
9.803-556.0	3/4" x 1/2" M	Brass



## NIPPLES - BRASS - OPEN &amp; CLOSE



Close Nipple



PART NO.	DESCRIPTION	TYPE
8.705-201.0	1/8" Close	Brass
8.705-204.0	1/4" Close	Brass
8.705-211.0	3/8" Close	Brass
9.802-109.0	1/2" Close	Brass
8.705-220.0	3/4" Close	Brass
8.705-202.0	1/8" x 1-1/2"	Brass
8.705-203.0	1/8" x 2-1/2"	Brass
8.705-205.0	1/4" x 1-1/2"	Brass
8.705-206.0	1/4" x 2"	Brass
8.705-207.0	1/4" x 2-1/2"	Brass
8.705-212.0	3/8" x 1-1/2"	Brass
8.705-213.0	3/8" x 2-1/2"	Brass
8.705-214.0	3/8" x 3"	Brass
8.705-217.0	1/2" x 1-1/2"	Brass
8.705-218.0	1/2" x 3"	Brass
8.705-221.0	3/4" x 2"	Brass
8.705-222.0	3/4" x 3"	Brass

## SWIVELS - JIC



9.802-151.0

PART NO.	DESCRIPTION	TYPE
9.802-153.0	1/4" Barb x 1/4" JIC FPT	Brass
9.802-151.0	1/2" Barb x 1/2" JIC FPT	Brass
9.802-152.0	3/4" Barb x 3/4" JIC FPT	Brass
9.802-048.0	1/2" JIC FPT x 3/8" MPT	Steel
8.706-315.0	1/2" JIC FPT x 1/2" MPT	Steel

## NIPPLES - JIC X-PIPE



PART NO.	DESCRIPTION
8.706-265.0	1/2" JIC x 1/4" FPT
9.802-037.0	1/2" JIC x 3/8" FPT
9.802-036.0	1/2" JIC x 3/8" MPT
9.802-038.0	1/2" JIC x 1/2" MPT

## ELBOWS - 90° - BRASS



PART NO.	DESCRIPTION	TYPE
8.705-160.0	1/8" FPT	Brass
8.705-161.0	1/4" FPT	Brass
9.802-113.0	3/8" FPT	Brass
9.803-265.0	1/2" FPT	Brass
8.705-164.0	3/4" FPT	Brass
8.705-169.0	1/4" x 1/4" MPT	Brass
8.705-171.0	3/8" x 3/8" MPT	Brass
8.705-173.0	1/2" x 1/2" MPT	Brass
9.802-129.0	1/2" JIC x 3/8" MPT	Brass
9.802-131.0	1/2" JIC x 1/2" MPT	Brass

## REDUCING ELBOWS

8.705-165.0	1/4" FPT x 1/8" FPT	Brass
8.705-166.0	3/8" FPT x 1/4" FPT	Brass
8.705-168.0	1/4" x 1/8" MPT	Brass
8.705-167.0	3/8" x 1/8" MPT	Brass
8.705-170.0	3/8" x 1/4" MPT	Brass
8.705-172.0	1/2" x 3/8" MPT	Brass

## ELBOWS - STREET-BRASS



PART NO.	DESCRIPTION	TYPE
<b>90° STREET ELBOWS</b>		
8.705-174.0	1/8" M x F	Brass
9.803-839.0	1/4" M x F	Brass
9.802-114.0	3/8" M x F	Brass
9.802-115.0	1/2" M x F	Brass
9.803-555.0	3/4" M x F	Brass
<b>45° STREET ELBOWS</b>		
8.705-180.0	1/8" M x F	Brass
8.705-181.0	1/4" M x F	Brass
8.705-182.0	3/8" M x F	Brass
8.705-183.0	1/2" M x F	Brass
8.705-184.0	3/4" M x F	Brass

## TEES - FPT - FORGED-BRASS



PART NO.	DESCRIPTION	TYPE
8.705-246.0	1/8" F	Brass
8.705-247.0	1/4" F	Brass
8.705-248.0	3/8" F	Brass
9.802-117.0	1/2" F	Brass
8.705-251.0	3/4" F	Brass

## TEES - BRANCH-BRASS



■ FPT x FPT x MPT Pipe Run

PART NO.	DESCRIPTION	TYPE
9.802-120.0	1/4"	Brass
8.705-254.0	3/8"	Brass
8.705-255.0	1/2"	Brass

## TEES - STREET-BRASS



■ FPT x FPT x MPT Pipe Run

PART NO.	DESCRIPTION	TYPE
9.802-121.0	1/4"	Brass
8.705-257.0	3/8"	Brass
9.802-122.0	1/2"	Brass
8.705-259.0	3/4"	Brass

## CROSSES - FPT - BRASS EXTRUDED



PART NO.	DESCRIPTION	TYPE
8.705-196.0	1/4"	Brass
8.705-197.0	3/8"	Brass
8.705-198.0	1/2"	Brass
8.705-199.0	3/4"	Brass

## NIPPLES - JIC - BRASS



9.802-128.0



8.706-894.0

PART NO.	DESCRIPTION	TYPE
8.706-872.0	1/2" JIC x 1/4" MPT	Brass
9.802-127.0	1/2" JIC x 3/8" MPT	Brass
9.802-128.0	1/2" JIC x 1/2" MPT	Brass
8.706-877.0	1/2" JIC x 3/4" MPT	Brass
8.706-894.0	1/2" JIC x 1/2" FPT	Brass
8.706-896.0	1/2" JIC x 1/4" FPT	Brass
8.706-897.0	1/2" JIC x 3/4" FPT	Brass
8.706-899.0	3/4" JIC x 3/4" Pipe MPT	Brass
8.706-971.0	1/2" JIC x 3/4" GHF	Brass

## BARBS - PUSH-N-LOCK



Normally requires  
no clamps



Barb x Barb

PART NO.	DESCRIPTION	TYPE
BARB X MPT		
8.705-069.0	1/4" x 1/8"	Brass
8.705-070.0	1/4" x 1/4"	Brass
8.705-071.0	1/4" x 3/8"	Brass
8.705-072.0	3/8" x 1/8"	Brass
8.705-073.0	3/8" x 1/4"	Brass
8.705-074.0	3/8" x 3/8"	Brass
8.705-075.0	3/8" x 1/2"	Brass
8.705-076.0	3/8" x 3/4"	Brass
8.705-077.0	1/2" x 1/4"	Brass
9.802-156.0	1/2" x 3/8"	Brass
8.705-079.0	1/2" x 1/2"	Brass
8.705-080.0	1/2" x 3/4"	Brass
8.705-081.0	5/8" x 3/8"	Brass
8.705-082.0	5/8" x 1/2"	Brass
8.705-083.0	5/8" x 3/4"	Brass
8.705-084.0	3/4" x 1/2"	Brass
8.705-085.0	3/4" x 3/4"	Brass
BARB X BARB		
8.705-064.0	1/4" x 1/4"	Brass
8.705-065.0	3/8" x 3/8"	Brass
8.705-066.0	1/2" x 1/2"	Brass
8.705-067.0	5/8" x 5/8"	Brass
8.705-068.0	3/4" x 3/4"	Brass



## HOSE BARBS - BRASS CHECK BARBS



- 1/4" MPT x 1/4" Barb
- Brass Body
- Buna or Viton Check Ball

PART NO.	DESCRIPTION	TYPE
8.904-389.0	Check Hose Barb - Viton	Brass Body

## HOSE BARBS - SWIVEL - LOW PRESSURE

Swivels easily at low pressure to eliminate twists and tangles in chemical or water lines.



- PSI Max: 300
- Temperature: 210°F
- Brass MPT base with steel hose barb

PART NO.	DESCRIPTION	TYPE
8.705-050.0	1/4" x 1/4"	Brass MPT, Steel Hose Barb
8.705-052.0	3/8" x 3/8"	Brass MPT, Steel Hose Barb
8.705-053.0	1/2" x 1/2"	Brass MPT, Steel Hose Barb

## HOSE BARBS - ORIFICED

Inexpensive way to create suction on inlet side of pump



- 3/8" MPT x 5/8" Barb
- Used in-line from float tank to pump
- One-Piece, Machined-Brass
- Standard orifice 5/32" - drill up to 3/8" to fit your need

PART NO.	DESCRIPTION	TYPE
8.705-093.0	Orificed Hose Barb	Machined Brass

## DRAIN COCKS



PART NO.	DESCRIPTION
8.705-060.0	1/4" Fuel Drain with Tee Handle

## HOSE BARBS - BRASS



90° Barb x MPT

- 90° Barb x MPT, Barb x MPT, & Barb x FPT



Barb x MPT

PART NO.	DESCRIPTION	TYPE
<b>90° BARB X MPT</b>		
9.802-142.0	1/4" x 1/8"	Brass
9.802-143.0	1/4" x 1/4"	Brass
8.705-118.0	3/8" x 1/4"	Brass
8.705-119.0	3/8" x 3/8"	Brass
8.705-120.0	3/8" x 1/2"	Brass
8.705-121.0	1/2" x 1/4"	Brass
8.705-122.0	1/2" x 3/8"	Brass
8.705-123.0	1/2" x 1/2"	Brass
8.705-125.0	5/8" x 3/8"	Brass
8.705-126.0	5/8" x 1/2"	Brass
<b>BARB X MPT</b>		
8.705-097.0	1/8" x 1/4"	Brass
9.802-137.0	1/4" x 1/8"	Brass
9.802-138.0	1/4" x 1/4"	Brass
8.705-102.0	1/4" x 3/8"	Brass
8.705-108.0	1/4" x 1/2"	Brass
8.705-098.0	3/8" x 1/8"	Brass
8.705-104.0	3/8" x 1/4"	Brass
8.705-105.0	3/8" x 3/8"	Brass
8.705-103.0	3/8" x 1/2"	Brass
8.705-100.0	3/8" x 3/4"	Brass
8.705-110.0	1/2" x 1/4"	Brass
8.705-106.0	1/2" x 3/8"	Brass
8.705-109.0	1/2" x 1/2"	Brass
8.705-111.0	1/2" x 3/4"	Brass
8.705-107.0	5/8" x 3/8"	Brass
9.802-140.0	5/8" x 1/2"	Brass
8.705-113.0	5/8" x 3/4"	Brass
8.705-114.0	3/4" x 1/2"	Brass
8.705-115.0	3/4" x 3/4"	Brass
<b>BARB X FPT</b>		
8.706-949.0	1/4" x 1/4"	Brass

## PLUGS - HEX HEAD



PART NO.	DESCRIPTION
8.705-236.0	1/8"
8.705-238.0	1/4"
8.705-240.0	3/8"
9.803-673.0	1/2"
8.705-244.0	3/4"

## PLUGS - ALLEN HEAD



PART NO.	DESCRIPTION
9.803-051.0	1/8"
9.802-124.0	1/4"
8.705-241.0	3/8"
8.705-243.0	1/2"

## LOCKNUT FITTINGS - HEX-HEAD PLUGS



PART NO.	DESCRIPTION
8.705-041.0	1/8"
8.705-042.0	1/4"
8.705-043.0	3/8"
8.705-044.0	1/2"
8.705-045.0	3/4"

## GARDEN HOSE FITTINGS



8.901-292.0



8.705-034.0

- MGH = Male Garden Hose
- FGH = Female Garden Hose
- Heavy-Duty, Machined-brass Fittings



8.709-460.0



9.804-016.0



9.802-145.0



8.705-087.0



9.117-454.0

PART NO.	DESCRIPTION
----------	-------------


### SWIVEL FITTINGS - 3/4" FGH

8.705-032.0	1/4" MPT
8.901-292.0	3/8" MPT
8.901-291.0	1/2" MPT
8.705-033.0	1/2" FPT (S-1)
9.802-146.0	3/4" FGH Swivel with 1/2" MPT Strainer
8.705-034.0	3/4" FPT (S-2)
8.705-035.0	3/4" FGH (S-3)
8.705-008.0	1/2" Barb
8.705-009.0	5/8" Barb
8.705-010.0	3/4" Barb

### GARDEN HOSE QUICK COUPLERS

8.709-460.0	Female Hose Coupler
8.709-508.0	Male Hose Plug

### GARDEN HOSE ACCESSORIES

8.705-016.0	Garden Hose Washer
9.804-016.0	 Filter Screen Washer (30-mesh)

### SOLID FITTINGS

8.705-024.0	3/4" MGH x 3/8" MPT
9.802-145.0	3/4" MGH x 1/2" MPT
8.705-026.0	3/4" MGH x 3/4" MPT
8.705-019.0	3/4" FGH x 1/2" FPT
8.705-020.0	3/4" FGH x 3/4" FPT
8.705-022.0	3/4" FGH x 1/2" MPT
8.705-023.0	3/4" FGH x 3/4" MPT
8.705-018.0	3/4" FGH x 3/4" FGH (Stainless-steel)

### HOSE BARB FITTINGS

8.705-086.0	3/8" Barb x 3/4" MGH
8.705-087.0	1/2" Barb x 3/4" MGH
8.705-088.0	5/8" Barb x 3/4" MGH
8.705-089.0	3/4" Barb x 3/4" MGH
8.705-091.0	3/8" Barb x 3/4" FGH
8.705-092.0	1/2" Barb x 3/4" FGH
8.705-094.0	5/8" Barb x 3/4" FGH
8.705-095.0	3/4" Barb x 3/4" FGH

### HOSE CONNECTOR WITH TENSION SPRING

9.117-454.0	3/4" F GH Inlet, 1/2" M Outlet
9.117-453.0	3/4" F GH Inlet, 3/8" M Outlet

## HOSE CLAMPS

WARNING: LOW-PRESSURE USE ONLY!



- Not for Use on Pressure Washer Discharge Hose
- Stainless-Steel Band and Housing
- Screw Clamp - Gear Tensions



- Nylon "Speedi-Clamp" Tightens with a Snap
- Releases with a Twist
- Pack of 50

PART NO.	BAND	OD	MIN	- MAX
<b>SCREW CLAMPS</b>				
9.802-200.0	4 mm	5/16"	.25	- .63
8.710-456.0	5 mm	5/16"	.38	- .88
8.710-457.0	10 mm	5/16"	.50	- 1.06
8.710-458.0	H8	1/2"	.44	- .91
8.710-459.0	H10	1/2"	.56	- 1.06
8.710-460.0	H12	1/2"	.69	- 1.25
8.710-461.0	H16	1/2"	.7	- 1.50
8.710-464.0	H32	1/2"	1.56	- 2.50
6.390-126.0	Red Spring Clamp		.466	- .54
8.709-116.0	Green Spring Clamp		.40	- .48
<b>SPEEDI-CLAMPS - PACKS OF 50</b>				
8.904-167.0	1/4" ID Speedi-Clamp			
8.904-168.0	3/8" ID Speedi-Clamp			

## ADAPTERS - HIGH PSI - STEEL



- MPT x FPT

PART NO.	DESCRIPTION	PSI	TYPE
8.705-356.0	1/4" x 1/4"	6000	Steel
8.705-357.0	1/4" x 3/8"	6000	Steel
9.804-553.0	3/8" x 3/8"	6000	Steel
8.706-302.0	3/8" x 1/2"	6000	Steel
8.705-360.0	1/2" x 1/2"	6000	Steel
8.705-361.0	1/2" x 3/4"	6000	Steel
8.705-362.0	3/4" x 3/4"	6000	Steel

## COUPLINGS - HEX - HIGH PSI - STEEL

- Up to 6000 PSI Working Pressure (18,000 PSI Burst)
- Attractive Zinc-Plated Protective Coating
- U.S. Standard Taper Pipe Threads

## COUPLINGS - HEX - HEAVY WALL STEEL



- FPT x FPT

PART NO.	DESCRIPTION	PSI
<b>HEX COUPLINGS</b>		
8.705-364.0	1/4" x 1/4"	6000
8.705-366.0	3/8" x 3/8"	6000
8.706-141.0	1/2" x 1/2"	5000
8.705-371.0	3/4" x 3/4"	5000
<b>REDUCING COUPLINGS</b>		
8.705-365.0	3/8" x 1/4"	6000
8.705-367.0	1/2" x 3/8"	5000
8.705-368.0	1/2" x 1/4"	5000
8.705-370.0	3/4" x 1/2"	4000

## NIPPLES - HEX - HIGH PSI - STEEL



- MPT X MPT

PART NO.	DESCRIPTION	PSI
9.802-010.0	1/4" x 1/4"	6000
9.802-011.0	3/8" x 3/8"	6000
9.802-012.0	1/2" x 1/2"	6000
8.705-380.0	3/4" x 3/4"	6000
9.802-022.0	3/8" x 1/4"	6000
8.705-375.0	1/2" x 1/4"	6000
8.705-376.0	1/2" x 3/8"	6000
8.705-379.0	3/4" x 1/2"	6000

## ELBOWS - 45°



- FPT X FPT

PART NO.	DESCRIPTION
8.706-278.0	3/8" x 3/8", 45°

## ELBOWS - STREET - HIGH PSI - STEEL



■ MPT x FPT

PART NO.	DESCRIPTION	PSI
9.802-029.0	1/4" x 1/4"	6000
9.804-080.0	1/4" x 3/8"	6000
9.802-030.0	3/8" x 3/8"	6000
8.705-384.0	3/8" x 1/2"	6000
9.803-045.0	1/2" x 1/2"	6000
8.705-386.0	1/2" x 3/4"	6000
8.705-387.0	3/4" x 3/4"	6000

## TEES - STREET TEE - HIGH PSI - STEEL



■ FPT x FPT x MPT Pipe Run

PART NO.	DESCRIPTION	PSI
8.705-428.0	1/4"	5000
9.802-033.0	3/8"	4500
9.802-034.0	1/2"	3000
8.705-431.0	3/4"	3000

## ELBOWS - HIGH PSI - STEEL



PART NO.	DESCRIPTION	PSI
8.706-176.0	1/4" x 1/8" FPT	4500
8.705-393.0	1/4" x 1/4" FPT	5000
8.705-394.0	1/4" x 3/8" FPT	4500
9.802-023.0	3/8" x 3/8" FPT	4500
8.705-396.0	3/8" x 1/2" FPT	3000
8.705-397.0	1/2" x 1/2" FPT	3000
8.705-398.0	1/2" x 3/4" FPT	4000
8.705-399.0	3/4" x 3/4" FPT	4000
9.802-039.0	1/2" JIC x 3/8" MPT	5000
9.802-040.0	1/2" JIC x 1/2" MPT	5000
9.802-130.0	1/2" JIC x 1/4" MPT	5000
8.706-906.0	1/2" JIC x 3/4" FPT	5000

## CROSSES - 4 CONNECTS - HIGH PSI - STEEL



PART NO.	DESCRIPTION	PSI
8.705-418.0	1/4" FPT	5000
8.705-419.0	3/8" FPT	4500
8.705-420.0	1/2" FPT	3000
8.705-421.0	3/4" FPT	3000

## TEES - 3 CONNECTS - HIGH PSI - FORGED



PART NO.	DESCRIPTION	PSI
8.705-412.0	1/4" FPT	5000
8.705-414.0	3/8" FPT	4500
8.706-216.0	1/2" FPT	3000
8.705-417.0	3/4" FPT	3000
8.706-213.0	1/4" MPT	5000

## REDUCING BUSHING - HIGH PSI - STEEL



■ MPT x FPT

PART NO.	DESCRIPTION	PSI	TYPE
9.802-046.0	3/8" x 1/4"	6000	Steel
8.705-423.0	1/2" x 1/4"	6000	Steel
9.802-045.0	1/2" x 3/8"	6000	Steel
8.705-426.0	3/4" x 1/2"	6000	Steel

## HEX PIPE PLUGS - HIGH PSI - STEEL



PART NO.	DESCRIPTION	PSI	TYPE
9.803-530.0	1/4" MPT	6000	Steel
8.705-433.0	3/8" MPT	6000	Steel
8.705-434.0	1/2" MPT	6000	Steel
8.705-435.0	3/4" MPT	6000	Steel

## **GALVANIZED PIPE FITTINGS**

- Pressed-Steel Fittings - external galvanized for excellent chemical resistance
- NOT recommended for high-pressure piping applications
- Ideal for supply line (city water pressure) applications working pressure rating of 125 PSI

## **ELBOWS - STREET - 90° - GALVANIZED**



PART NO.	DESCRIPTION
8.705-407.0	1/4" MPT x FPT
8.705-408.0	3/8" MPT x FPT
8.705-409.0	1/2" MPT x FPT
8.705-410.0	3/4" MPT x FPT

## **TEES - BANDED - 3 CONNECTS - GALVANIZED**



PART NO.	DESCRIPTION
8.705-456.0	1/4" FPT x FPT x FPT
8.705-458.0	3/8" FPT x FPT x FPT
8.705-459.0	1/2" FPT x FPT x FPT
8.705-461.0	3/4" FPT x FPT x FPT

## **COUPLINGS - GALVANIZED**



PART NO.	DESCRIPTION
8.705-436.0	1/4" FPT x FPT
8.705-437.0	3/8" FPT x FPT
8.705-438.0	1/2" FPT x FPT
8.705-439.0	3/4" FPT x FPT

## **ELBOWS - 90° - GALVANIZED**



PART NO.	DESCRIPTION
8.705-405.0	1/2" FPT x FPT
8.705-406.0	3/4" FPT x FPT

## **NIPPLES - PIPE - MPT - HIGH PSI - ZINC**





PART NO.	DESCRIPTION	PSI	TYPE
9.803-043.0	2" x 1/4"	6000	Zinc
8.705-441.0	3" x 1/4"	6000	Zinc
8.705-443.0	2" x 3/8"	6000	Zinc
8.705-985.0	3" x 3/8"	6000	Zinc
8.705-446.0	2" x 1/2"	6000	Zinc
9.802-014.0	3" x 1/2"	6000	Zinc
8.705-996.0	5" x 1/2"	6000	Zinc
8.705-450.0	2" x 3/4"	6000	Zinc
8.705-451.0	3" x 3/4"	6000	Zinc
8.705-452.0	4" x 3/4"	6000	Zinc
8.705-453.0	6" x 3/4"	6000	Zinc

## **FILTERS - CHEMICAL - "THE BIG ONE"**

Larger, heavier, and with more filtering area than competitors' filters.



- Corrosion-resistant Plastic
- Stepped 1/4" & 3/8" Hose Barb
- Weighted to Hold onto Bottom of Tank

PART NO.	DESCRIPTION
8.709-938.0	 with Check Valve
8.709-939.0	 without Check Valve

## **FILTERS - CHEMICAL - BRASS**

50-mesh, stainless-steel screen. Removable mesh for easy cleaning. Heavy-duty, one-piece brass body holds the filter on the bottom of tank.



- 1/4" Hose Barb
- Stainless-Steel Check Ball

PART NO.	DESCRIPTION
8.707-058.0	with Check Valve
8.709-934.0	without Check Valve



## FILTERS - CHEMICAL - BRASS / PLASTIC

Polypropylene and brass construction.



- 7 mm Hose Barb

PART NO.	DESCRIPTION
8.709-935.0	with Check Valve
9.802-160.0	without Check Valve

## FILTERS - CHEMICAL LINES WITH FILTER



- 6-Foot Long, 1/4" Clear Vinyl Tubing

PART NO.	DESCRIPTION	PSI
8.903-991.0	Chemical Line, Filter with Check Valve	Brass Filter
8.903-993.0	Chemical Line, Filter with Check Valve	Plastic Filter
8.903-996.0	Chemical Line, Filter without Check Valve	Plastic Filter

## FILTERS - IN-LINE - HEAVY-DUTY



- PSI Max: 145
- GPM Max: 8
- Temperature Max: 140°F
- 1/2" Female x Male
- 50-Mesh Screen
- Unbreakable Reinforced Nylon Cap

PART NO.	DESCRIPTION	PSI
8.709-974.0	Filter	145
8.709-975.0	Filter with Auxiliary Bypass Port	145
8.704-172.0	Replacement Filter	145

## FILTERS - IN-LINE - ALL METAL

Diecast aluminum body & cover with a black anodized finish.



- PSI Max: 580
- GPM Max: 6.6
- Temperature Max: 195°F
- 38-Mesh Screen
- 1/2" Female x Male

PART NO.	DESCRIPTION	PSI
8.709-976.0	All Metal In-Line Filter	170

## FILTERS - IN-LINE - GREEN-CAP

The original Green-Cap!



- PSI Max: 145
- GPM Max: 6
- 50-Mesh Stainless Screen
- Aluminum Housing with a Plastic Cap
- 1/2" FPT Inlet
- 1/2" MPT Outlet
- Two 1/2" MPT Bypass Ports

PART NO.	DESCRIPTION	MAX PSI
8.709-961.0	Green Cap Filter	145
8.701-383.0	Replacement Screen	145
8.701-382.0	Replacement Cap	145
8.702-034.0	Replacement O-Ring	145

## FILTERS - CLEAR BOWL



- Low-Profile Style
- MPT Inlet and Outlet
- White Nylon Body
- Clear Bowl
- Stainless-Steel Screen
- L3" L x 1-3/4" W x 2-3/8" H

PART NO.	DESCRIPTION	COLOR
8.709-962.0	1/4", 40-Mesh Screen	Clear Bowl
8.709-963.0	1/4", 80-Mesh Screen	Clear Bowl
8.709-964.0	3/8", 40-Mesh Screen	Clear Bowl
8.709-965.0	3/8", 80-Mesh Screen	Clear Bowl
8.709-966.0	1/2", 40-Mesh Screen	Clear Bowl
8.709-967.0	1/2", 80-Mesh Screen	Clear Bowl
8.700-563.0	80-Mesh Replacement Screen	
8.700-564.0	40-Mesh Replacement Screen	

## FILTERS - IN-LINE - CAN-TYPE



- 40- or 80-Mesh Filtration
- Heavy-duty molded plastic with stainless-steel screen
- Hanger tab standard on 3/8", 1/2" and 3/4"
- Choose Black or Clear Filter Cans

PART NO.	DESCRIPTION	COLOR
<b>40-MESH FILTERS</b>		
8.709-982.0	3/8" Hanger Tab	Black
8.709-986.0	1/2" Hanger Tab	Black
8.709-990.0 <b>S</b>	3/4" Hanger Tab	Black
8.709-994.0	1" Hanger Tab	Black
8.710-001.0	1-1/4" Hanger Tab	Black
8.710-003.0	1-1/2" Hanger Tab	Black
8.709-983.0	3/8" Hanger Tab	Clear
8.709-987.0	1/2" Hanger Tab	Clear
8.709-991.0 <b>S</b>	3/4" Hanger Tab	Clear
8.709-996.0	1" Hanger Tab	Clear
8.710-002.0	1-1/4" Hanger Tab	Clear
8.710-004.0	1-1/2" Hanger Tab	Clear
<b>80-MESH FILTERS</b>		
8.709-988.0	1/2" Hanger Tab	Black
8.709-992.0	3/4" Hanger Tab	Black
8.709-995.0	1" Hanger Tab	Black
8.710-005.0	1-1/4" Hanger Tab	Black
8.709-999.0	1-1/2" Hanger Tab	Black
8.709-989.0	1/2" Hanger Tab	Clear
8.709-993.0 <b>S</b>	3/4" Hanger Tab	Clear
8.709-997.0	1" Hanger Tab	Clear
8.710-006.0	1-1/4" Hanger Tab	Clear
8.710-000.0	1-1/2" Hanger Tab	Clear

PART NO.	DESCRIPTION	COLOR
<b>IN-LINE CAN-TYPE FILTER PARTS - 3/8", 1/2", 3/4"</b>		
8.700-555.0	Gasket	
8.700-557.0	Viton Gasket	
8.700-559.0	Bowl	Black
8.700-560.0 <b>S</b>	Bowl	Clear
8.700-565.0	40-Mesh Screen, Blue	
8.700-567.0 <b>S</b>	80-Mesh Screen, White	
8.700-569.0	1/2" Top with Tab	
8.700-570.0	3/4" Top with Tab	
<b>IN-LINE CAN-TYPE FILTER PARTS - 1", 1-1/4", 1-1/2"</b>		
8.700-556.0 <b>S</b>	Gasket	
8.700-558.0	Viton Gasket	
8.700-566.0	1", 40-Mesh Screen	
8.700-576.0	1-1/2", 40-Mesh Screen	
8.700-568.0 <b>S</b>	1", 80-Mesh Screen	
8.700-577.0	1-1/4", 80-Mesh Screen	
8.700-578.0	1-1/2", 80-Mesh Screen	
8.700-571.0	1" Filter Top	
8.700-573.0	1", 1-1/4", 1-1/2" Bowl	Black
8.700-574.0 <b>S</b>	1", 1-1/4", 1-1/2" Bowl	Clear

## FILTERS - IN-LINE - CLEARVIEW



8.710-145.0

8.710-146.0

8.710-147.0

- Stainless-Steel Screen
- Combination 1/2", 3/4" Hose Barb
- Weighted to hold at bottom of tank or source

PART NO.	DESCRIPTION
8.710-145.0	3/8" NPT x 3/4" GH
8.710-147.0	3/8" NPT x 3/4" GH with 1/4" Bypass
8.710-144.0	1/2" NPT x 3/4" GH
8.710-146.0	1/2" NPT x 3/4" GH with 1/3" Bypass



## STRAINERS - Y TRAP



- PSI Max: 170
- Temperature Max: 194°F
- Brass Bodies and Cap
- FPT Inlet and Outlet
- Stainless-Steel 50-Mesh Cylinder Screen

PART NO.	DESCRIPTION	MAX PSI
8.709-956.0	1/4" FPT Brass Bodies and Cap	170
8.709-957.0	3/8" FPT Brass Bodies and Cap	170
8.709-958.0	1/2" FPT Brass Bodies and Cap	170
8.709-959.0	3/4" FPT Brass Bodies and Cap	170
8.709-960.0		170

## FOOT / CHECK VALVE

Includes backflow check and perforated screen, prevents damage to pump or control valves.



- Removable Stainless-Steel Screen
- Spring-Loaded Check Valve
- Cast-Brass Bodies
- FPT Outlet

PART NO.	DESCRIPTION	TYPE
8.709-388.0	1/2" Foot Check Valve and Screen	
8.709-390.0	1" Spring Check Valve	Brass

## FOOT VALVES - SUCTION - ST35 / ST35R

Weighted to hold at bottom of tank or source.



- Stainless-Steel Screen
- Combination 1/2", 3/4" Hose Barb

PART NO.	DESCRIPTION	TYPE
8.709-970.0	Suction Foot Valve with Check Valve	Stainless-steel Screen

## STRAINERS / TANK SCREEN

Use for tank drain or chemical line.



- Stainless-Steel Screen - 40 or 50 Mesh
- PVC Base attaches to nipple or tubing

PART NO.	DESCRIPTION	MESH
8.710-008.0	1/4" FPT	50
8.710-010.0	3/8" FPT	50
8.710-011.0	1/2" FPT	40
9.802-162.0	1/2" FPT	50
8.710-013.0	3/4" FPT	40
8.710-014.0	3/4" FPT	50
8.710-015.0	1" FPT	40
8.710-016.0	1-1/2" FPT	40

## FILTERS - IN-LINE - NOZZLE - HIGH-PRESSURE

Protect your turbo nozzle from damage caused by debris in the water flow.



8.709-978.0



8.710-149.0



8.709-979.0



8.710-150.0

- PSI Max: 5000
- Temperature: 300°F
- 1/4" MPT Outlet
- 100 Mesh Screen

PART NO.	DESCRIPTION	TYPE
8.709-978.0	1/4" FPT Inlet x 1/4" MPT Outlet	Brass
8.709-979.0	1/4" QC Inlet x 1/4" MPT Outlet	Brass
8.710-149.0	1/4" QC Inlet x 1/4" MPT Outlet	416 SS
8.710-150.0	1/4" MPT Inlet x 1/4" MPT Outlet	Brass
8.704-234.0	Replacement filter for 8.709-978.0 / 8.709-979.0	
8.701-201.0	Replacement filter for 8.710-149.0 / 8.710-150.0	

## FILTERS - FUEL

In-line, disposable.



8.709-942.0



9.802-211.0

PART NO.	DESCRIPTION	TYPE
9.802-211.0	1/4" Inlet / Outlet	Plastic
8.709-942.0	1/4" Inlet / Outlet	Metal
8.709-943.0	3/8" Inlet / Outlet	Plastic

## FILTERS - HIGH-VOLUME

Molded plastic housing.



- PSI Max: 125
- GPM Max: 12 at 50 Micron
- GPM Max: 10 at 5 or 20 Micron
- 3/4" FPT Inlet and Outlet
- 14-1/2" Tall x 5-1/2" Port to Port

PART NO.	DESCRIPTION	MAX PSI
8.710-017.0	Housing only	125
8.753-552.0	Mounting Bracket / Hardware	125
8.700-581.0	Replacement O-ring	125



- Pleated Poyester / Polypropylene Core
- Recommended for large flow, low- pressure applications (up to 60 PSI)

PART NO.	DESCRIPTION	GPM
<b>ULTRA FINE FILTER ELEMENTS</b>		
8.710-019.0	5 Micron	10
8.710-020.0	20 Micron	10
8.710-021.0	50 Micron	12




- Recommended for maximum filtration with reduced flow requirements (up to 130 PSI)

PART NO.	DESCRIPTION	GPM
<b>SYNTHETIC STRING WOUND ELEMENTS</b>		
8.710-022.0	5 Micron	4
8.710-023.0	20 Micron	5
8.710-024.0	50 Micron	6

## FILTERS - FUEL - CLEAR BOWL



- Aluminum Housing
- Non-replaceable 120 mesh stainless-steel screen
- 1/4" x 1/4"
- Clear Acrylic Bowl



PART NO.	DESCRIPTION
8.709-948.0	 Complete Unit

## FILTERS - FUEL / WATER SEPARATOR - LEGACY

**Legacy**



- 10 Micron Filtration
- Spin-On Convenience
- Water-Separation Chamber
- 1/4" FPT Inlet / Outlet
- Easy Drain Water / Sediment Bowl

PART NO.	DESCRIPTION
8.725-306.0	 Complete Unit
8.725-307.0*	 Element Only

\*Order 24 for a full case

## FILTERS - BLUE TOP

**Legacy**



PART NO.	DESCRIPTION	TYPE
<b>HOUSING</b>		
8.753-559.0	Housing, 5", 1/2" F-F	
8.753-561.0	Housing, 5", 1" F-F	
8.753-562.0	Housing, 10", 1/2" F-F	
8.753-563.0	Housing, 10", 3/4" F-F	
<b>CARTRIDGE</b>		
8.753-564.0	Cartridge, 10" Poly Thread	Disposable
8.753-565.0	Cartridge, 5" Poly Thread	
8.753-566.0	Cartridge, 10" Nylon Mesh	Washable
8.753-567.0	Cartridge, 5" Nylon Mesh	

## FILTERS - FUEL ELEMENT - GENERAL



- Can Type
- GPM Max: 10
- 10 Micron Filtration
- Inexpensive Replacement
- Wool Felt Element

PART NO.	DESCRIPTION
8.709-950.0	 Element Only - 1A-30




FILTERS - FUEL / WATER  
SEPARATOR - RACOR



The "Max" fuel system protector.



- 10 Micron Filtration
- Spin-On Convenience
- Water-Separation Chamber
- 1/4" FPT Inlet / Outlet
- Easy Drain Water / Sediment Bowl

PART NO	DESCRIPTION
9.802-212.0	Complete Unit
8.709-953.0	 Element
8.700-553.0	Plastic Bowl

FILTERS - FUNNEL - RACOR



- GPM: 3.9
- Telfon-Coated, Stainless-Steel Filter
- Separates Free Water and Contaminates from Gasoline / Diesel / Kerosene

PART NO.	DESCRIPTION
8.709-955.0	Racor Filter Funnel