



**shortify.ing**

SHORTEN.CUSTOMIZE.DOMINATE



**CUSTOMER FOSTER**  
DELIVERING CUSTOMER EXPERIENCE

Leading customer tracking through smart short links in Salesforce

# Shortify.ing

**SUB FLOW USES FOR v1.4.x**

**<https://Shortify.ing>**

## USE CASE

Create a Shorter version of website/ landing page using Shortify Sub Flow, when an account is created with website.

### Process

- Create Record Trigger flow on Account Creation.
- Create a custom field “Shortify\_URL\_\_c” in the account object. If you do not want to save Short URLs into any field, then create a flow variable to store Short URL and assign Short URL value in this variable..
- Select “**Shortify Sub flow for Short URL creation**” sub flow
  - Set Input Values (bucketName, sObjId and longURL are required field, others are optional )
  - Set Output Values (shortURL is required, others are optional)
- Add Update Record action
  - Map “Shortify\_URL\_\_c” account field with “\$Record → Short URL”
- Save Flow
- Verify Flow

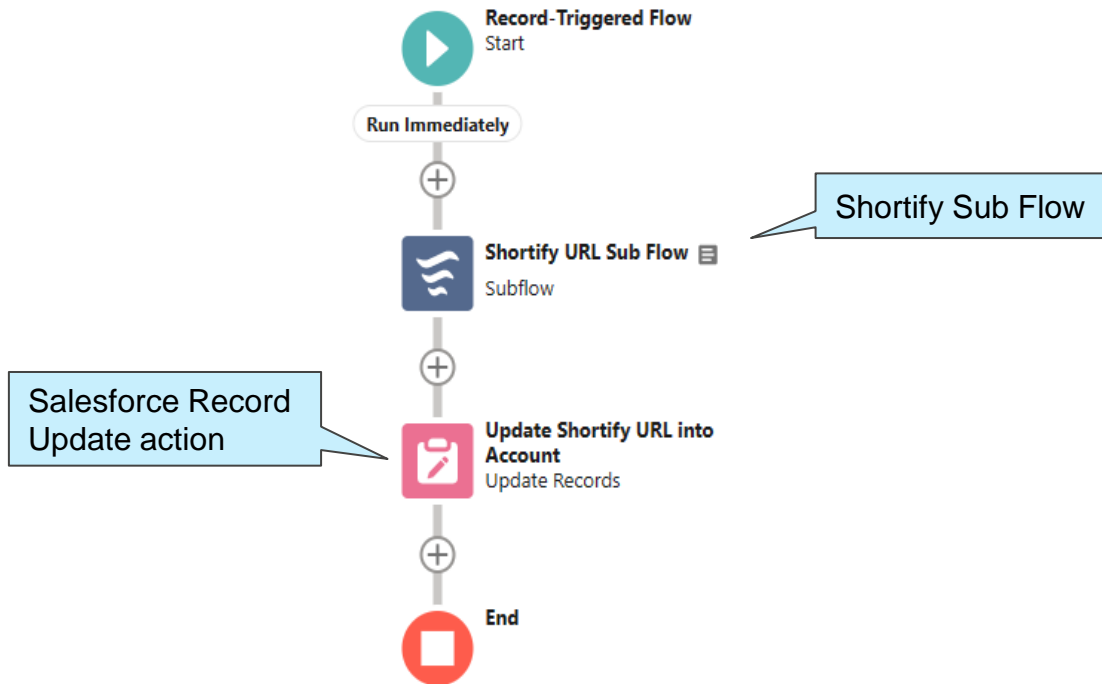
## A Sample Flow with **Shortify.ing Sub Flow**

Auto-Layout ▼

Version 1: Active—Last modified 13 hours ago

Run

Debug



# *SFDC Flow Creation with Shortify.ing Subflow*

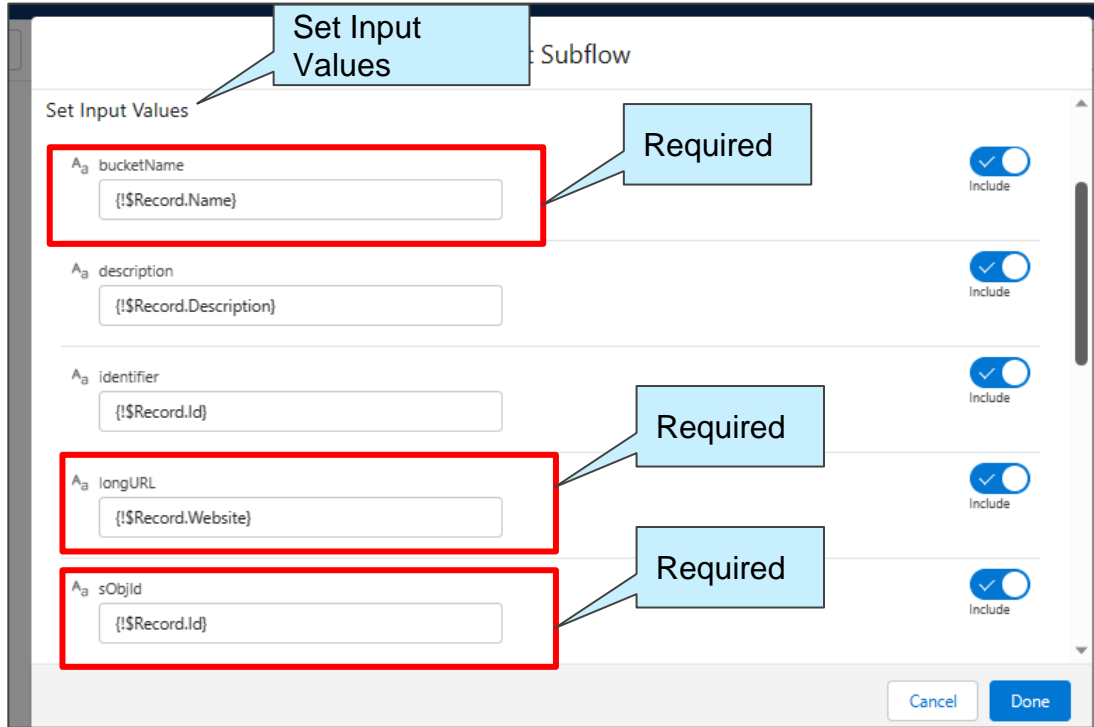
## INPUT VARIABLES

- **sObjId ( SObject Id )\*** : This field requires a valid Salesforce ID. For instance, if you intend to generate short URLs for an Account, input the corresponding Account ID. Similarly, for short URLs related to Opportunity proposals, input a valid Opportunity ID.
- **bucketName ( Bucket/Project Name )\*** : Specify a meaningful name for the bucket/Project. While the name can be arbitrary, it's advisable to choose a name that makes sense. For example, if you're generating short URLs for Accounts, the bucket name could be the Account Name. Likewise, for short URLs linked to Opportunities, the bucket name could correspond to the Opportunity Name.
- **longURL ( Long URL )\*** : This is the original URL that you want to shorten. If this URL is dynamically generated, meaning its content is determined at runtime, ensure that all the necessary data is available and the final URL is computed before assigning it as the input value for this field.

## INPUT VARIABLES

- **description (Description):** This field is optional. It allows you to provide additional information about the URL bucket. Feel free to input any relevant data or leave it blank based on your needs.
- **identifier (Identifier):** This field is also optional. It serves the purpose of integration or data identification. You can input any relevant data that the caller of the flow might use to identify the short URLs, especially when creating them in bulk through flows.

# INPUT VARIABLES



Set Input Values

Subflow

Set Input Values

A <sub>a</sub> bucketName	<input type="text" value="{!\$Record.Name}"/>	<input checked="" type="checkbox"/> Include
A <sub>a</sub> description	<input type="text" value="{!\$Record.Description}"/>	<input checked="" type="checkbox"/> Include
A <sub>a</sub> identifier	<input type="text" value="{!\$Record.Id}"/>	<input checked="" type="checkbox"/> Include
A <sub>a</sub> longURL	<input type="text" value="{!\$Record.Website}"/>	<input checked="" type="checkbox"/> Include
A <sub>a</sub> sObjId	<input type="text" value="{!\$Record.Id}"/>	<input checked="" type="checkbox"/> Include

Cancel Done

## OUTPUT VARIABLES

- **id (URL ID):** This is the primary key/Id assigned to the newly created Short URL. This ID becomes necessary if you wish to retrieve link click data using APEX or REST.
- **bucketId (Bucket/Project ID ):** The bucket/project ID pertains to the URL's container, known as the bucket. Buckets are employed to consolidate multiple related URLs within a single entity. For each unique Salesforce object ID, Shortify generates a solitary bucket. For instance, if you generate 10 URLs for a specific Opportunity, a sole URL bucket will encompass all 10 URLs.
- **description (Description):** This field is optional. It returns the identical description data that you supplied to Shortify during the creation of Short URLs.



## OUTPUT VARIABLES

- **longURL (Long URL):** This field provides the same longURL data that you furnished to Shortify while generating Short URLs.
- **shortURL (Short URL):** The result of the Flow is manifested in this field as the generated Short URL.
- **key (URLs Key):** This unique alphanumeric string, comprising 7 characters, plays the role of an identifier. It can be amalgamated with your base URL to fabricate Short URLs.
- **identifier (URLs Identifier):** Similar to the description, this optional field returns the identical identifier data that you entered into Shortify when initiating the creation of Short URLs.

# OUTPUT VARIABLES

bug

Edit Subflow

Store Output Values

Set Output Values

A<sub>a</sub> bucketid  
Search variables...

A<sub>a</sub> description  
Search variables...

A<sub>a</sub> identifier  
Search variables...

A<sub>a</sub> key  
Search variables...

A<sub>a</sub> longURL  
Search variables...

A<sub>a</sub> shortURL  
{!\$Record.Shortify\_URL\_\_c}


Field name for Short URL in the Account

Cancel Done

# *EDIT RECORD ACTION*

# EDIT RECORD ACTION

Edit Update Records

**Update Shortify URL into Account** (Update\_Shortify\_URL\_into\_Account) 

**\* How to Find Records to Update and Set Their Values**

- ☒ Use the account record that triggered the flow
- ☐ Update records related to the account record that triggered the flow
- ☐ Use the IDs and all field values from a record or record collection
- ☐ Specify conditions to identify records, and set fields individually

**Set Filter Conditions**

Condition Requirements to Update Record

None—Always Update Record ▼

**Set Field Values for the Account Record**

Field	Value
Shortify_URL_c	Aa \$Record > Shortify URL X

+ Add Field

Cancel Done

Field name for Short URL in the Account

# Thank You