

Nordlys™

REVEAL
YOUR
INNER
BEAUTY





Table of Contents

- 7 Port wine stains
- 12 Rosacea
- 18 Vessels & other vascular lesions
- 26 Leg veins
- 30 Sun-damaged skin
- 42 Poikiloderma of civatte
- 46 Skin resurfacing
- 50 Acne
- 54 Hair removal / reduction
- 58 Textural irregularities
- 62 Clear nail



WHAT DOES NORDLYS MEAN?

Nordlys is the Danish name for the spectacular phenomenon “Northern Lights” – also commonly known as “Aurora Borealis” in Latin, which means “dawn of the north” and named after the Roman goddess of the dawn. It is caused by electrically charged particles from the sun entering the earth’s atmosphere and can be seen in the Northern hemisphere, displaying a magnificent curtain of light in various colours.

Nordlys is the name of the light and laser medical system from Candela which provides treatments for many of the most in-demand aesthetic treatments: skin rejuvenation, pigmented lesions, sun-damaged skin, textural irregularities, rosacea, leg veins and hair removal.

“My doctor Sebastián changed my life. After 6 sessions I could not believe the transformation of my face! The port wine stain was almost not noticeable! In a couple of months the evolution of the lesion was incredible”

Tania Ivette Bahamonde Rojas, 19 years old
Puerto Mont, Chile

PORT WINE STAINS



Before

Courtesy of Sebastián Cintolesi, MD



After

PORT WINE STAINS



Before

Courtesy of Ellipse Denmark



After

PORT WINE STAINS



Before

Courtesy of Prof. Michael Drosner, MD



After

PORT WINE STAINS



Before

Courtesy of Tomaz Iniesta, MD



After

“This treatment has helped me gain control over my rosacea. My skin feels renewed and it doesn't blush or swell up the same way any more”

Per Hansen
Hillerød, Denmark

ROSACEA

ROSACEA



Before

Courtesy of Prof. Michael Drosner, MD



After

ROSACEA



Before



After

Courtesy of Eduardo Lauzurica, MD

ROSACEA



Before

Courtesy of Eduardo Lauzurica, MD



After

ROSACEA



Before



After

Courtesy of Guillermo Simón, MD

“Quick procedure, minimal discomfort with remarkable results! My favorite treatment that I recommend to everyone!”

Stephanie Ward, 29, Registered Nurse
Periorbital Telangiectasia and Dark Circles
Dr. Zeff & Dr. Wilson Plastic Surgery, USA

VESSELS & OTHER
VASCULAR LESIONS

VESSELS & OTHER VASCULAR LESIONS

Facial telangiectasias



Before

Courtesy of Guillermo Simón, MD



After

VESSELS & OTHER VASCULAR LESIONS

Facial telangiectasia



Before



After

Courtesy of Ellipse Denmark

VESSELS & OTHER VASCULAR LESIONS

Telangiectasia - nose



Before

Courtesy of Prof. Michael Drosner, MD



After

VESSELS & OTHER VASCULAR LESION

Spider veins



Before



After

Courtesy of Prof. Michael Drosner, MD

VESSELS & OTHER VASCULAR LESIONS

Reticular idiopathic telangiectasia



Before

Courtesy of Prof. Michael Drosner, MD



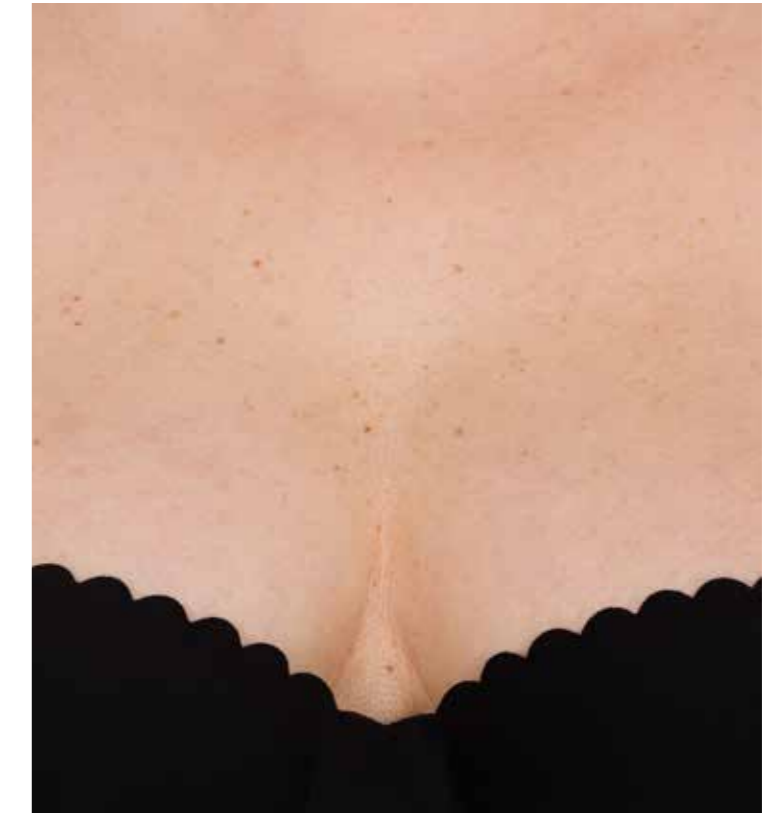
After

VESSELS & OTHER VASCULAR LESIONS



Before

Courtesy of Ellipse Spain



After

*“Nice treatment. I could feel it but it was not
at all painful!”*

Lene Foged, 46 years old
Allerød, Denmark

LEG VEINS

LEG VEINS



Before

Courtesy of Prof. Michael Drosner, MD



After

LEG VEINS



Before



After

Courtesy of Prof. Michael Drosner, MD

“ The treatment was painless for me ”

Martin Viborg, 31 years old, Denmark

SUN-DAMAGED SKIN

SUN-DAMAGED SKIN



Before

Courtesy of Guillermo Simón, MD



After

SUN-DAMAGED SKIN



Before

Courtesy of Ellipse Denmark



After

SUN-DAMAGED SKIN



Before

Courtesy of Christine Dierickx, MD



After

SUN-DAMAGED SKIN



Before

Courtesy of Ellipse Spain



After

SUN-DAMAGED SKIN



Before

Courtesy of Kristian Eichelmann & Martha Garcia, MD



After

SUN-DAMAGED SKIN



Before

Courtesy of Ellipse Spain



After

SUN-DAMAGED SKIN
Age spots (solar lentigo)



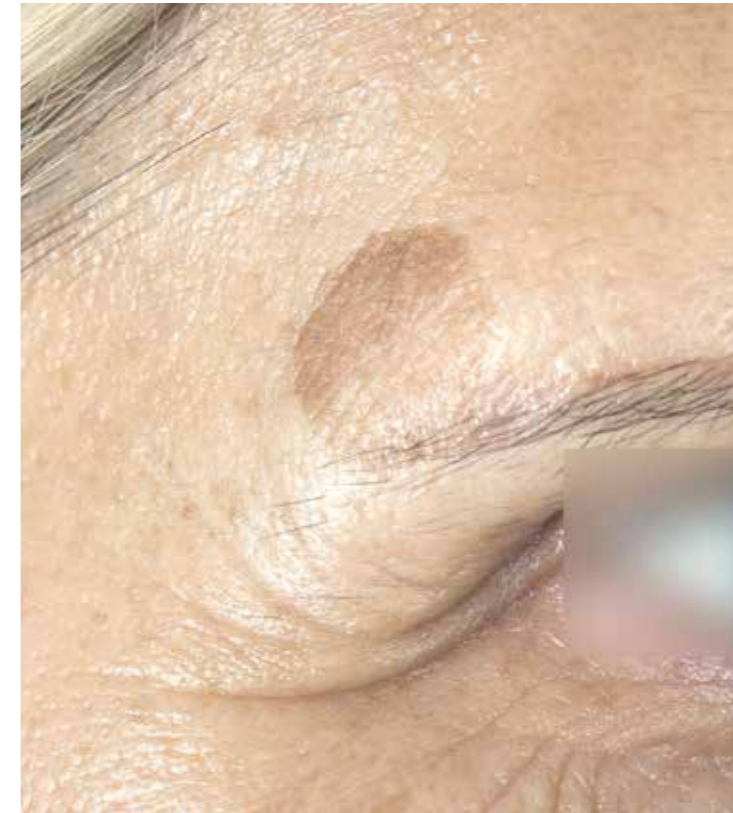
Before

Courtesy of Matthew Mahlberg, MD

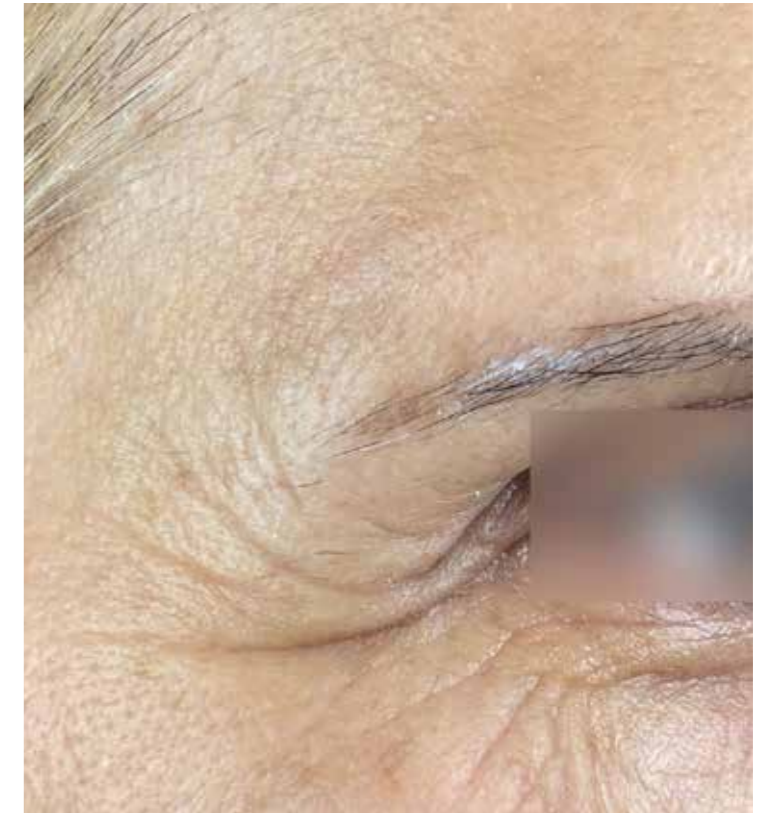


After

SUN-DAMAGED SKIN
Age spots (solar lentigo)



Before



After

Courtesy of Ellipse Spain

SUN-DAMAGED SKIN
Age spots (solar lentigo)



Before

Courtesy of Eduardo Lauzurica, MD



After

SUN-DAMAGED SKIN
Age spots (solar lentigo)



Before



After

Courtesy of Guillermo Simón, MD

“I have been very happy about the treatment because I have been able to see the results from the beginning.”

Josephine Amjadi Nyman, 22 years old
Copenhagen, Denmark

POIKILODERMA
OF CIVATTE

POIKILODERMA OF CIVATTE



Before

Courtesy of Pablo Boixeda, MD



After

POIKILODERMA OF CIVATTE



Before

Courtesy of Paloma Cornejo, MD



After

“The texture of my skin has changed! Not only does it feel but also looks smoother. I can see an amazing improvement on the fine lines I had on my cheeks to my chin and around my lips”

Nete Langkjar, 51years old, Copenhagen, Denmark

SKIN RESURFACING

SKIN RESURFACING



Before

Courtesy of Ellipse Denmark



After

SKIN RESURFACING



Before



After

Courtesy of E. Victor Ross, MD

*“The treatment was quick and not painful as
I thought it would be”*

Yanina Gomez, 30 years old
Argentina

ACNE

ACNE



Before

Courtesy of Prof. Agneta Troilius Rubin, MD



After

ACNE



Before



After

Courtesy of Prof. Michael Drosner, MD

PERMANENT
HAIR REDUCTION

PERMANENT HAIR REDUCTION



Before

Courtesy of Prof. Agneta Troilius Rubin, MD



After

PERMANENT HAIR REDUCTION



Before

Courtesy of Pia Forslund, RN



After

“After the treatment, I could see a remarkable change. Both areas are now much smoother and I am very satisfied”

Emma Hansen, Denmark

TEXTURAL
IRREGULARITIES

TEXTURAL IRREGULARITIES



Before

Courtesy of Ulrich Schüessler, MD



After

TEXTURAL IRREGULARITIES



Before

Courtesy of Ellipse Denmark



After

CLEAR NAIL

CLEAR NAIL



Before

Courtesy of Virginia Benitez Roig, MD



After

CLEAR NAIL



Before



After

Courtesy of Prof. Peter Bjerring, MD



Photos are unretouched. Individual results may vary.

© 2019 Candela Corporation. This material contains registered trademarks, trade-names and brand names of Candela Corporation and its affiliates, including Syneron, Candela, Ellipse A/S, Nordlys, Sirius and Ydun. All other trademarks are the property of their respective owners. All rights reserved. PU00963EN-NA