

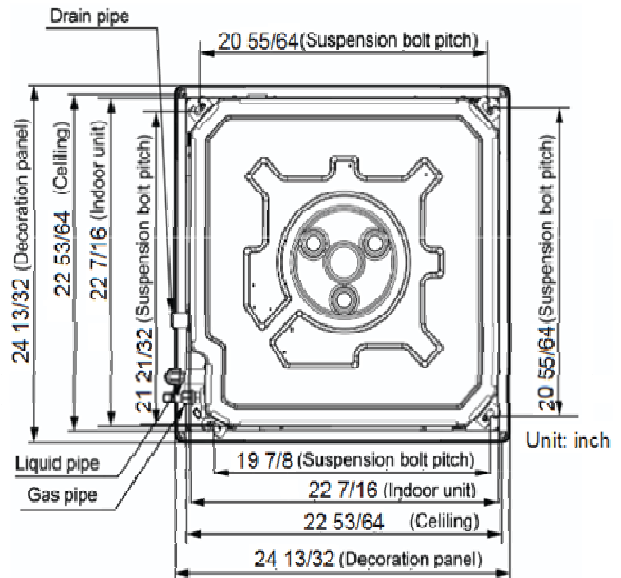
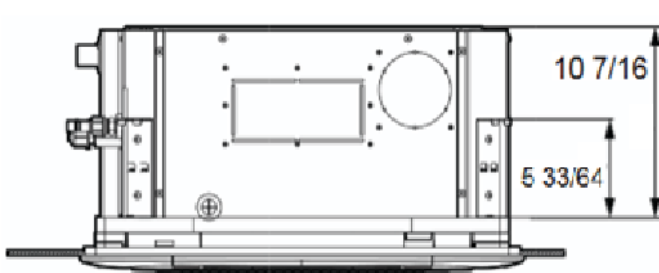


# Indoor Unit Specifications

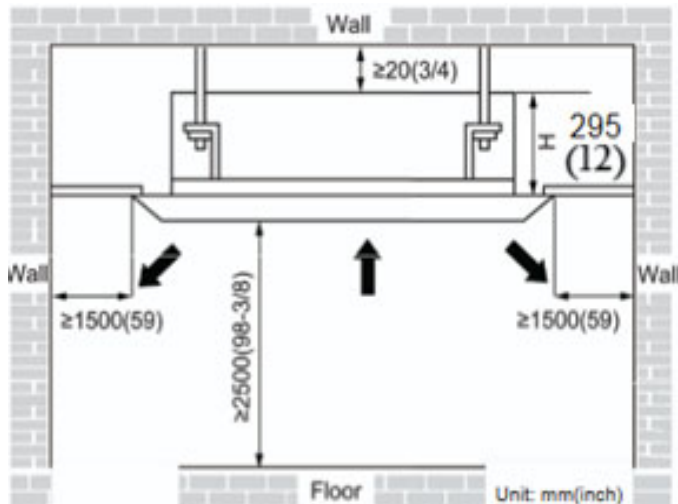
8-Way Cassette		KM12XK8DI	
Air flow volume		dB (A)	
Turbo	330 CFM	560 m3/h	40
High	318 CFM	540 m3/h	39
Med-high	288 CFM	490 m3/h	36
Medium	265 CFM	450 m3/h	34
Med-low	247 CFM	420 m3/h	33
Low	224 CFM	380 m3/h	31
Sleep	206 CFM	350 m3/h	29

Net weight:	37.5 Lbs	Gross weight:	48.5 Lbs
	17 Kg		22 Kg
Included:	Infrared remote YBE1FB5F		
Dehumidification level:	2.96 pt/hr		
<b>Optional Accessories</b>			
24V interlock wired controller:	XE71-00/E		
Wired controller:	XE71-44G		
Embedded wired controller:	XE74-44E		
Embedded WIFI wired controller:	XE72-44E		

## Indoor unit Dimensions



## Minimum indoor unit clearances



Power supplied by outdoor unit	
Additional Information	
Connection method	Screwed
Liquid pipe	1/4in (6mm)
Gas pipe	3.8in (9.52mm)
Drain pipe (Outer Diameter)	3/4in (19mm)
Panel Net Weight	6.6Lbs (3Kg)
Panel Gross Weight	9.9Lbs (4.5Kg)

Included Features						
Water pump	8C heating	I-feel	Self clean	Forced defrost	Soft start	Low voltage startup

Specifications are subject to change without notice. Manufacturer reserves the right to discontinue or modify specifications or designs without notice or without incurring obligations. All Rights reserved.

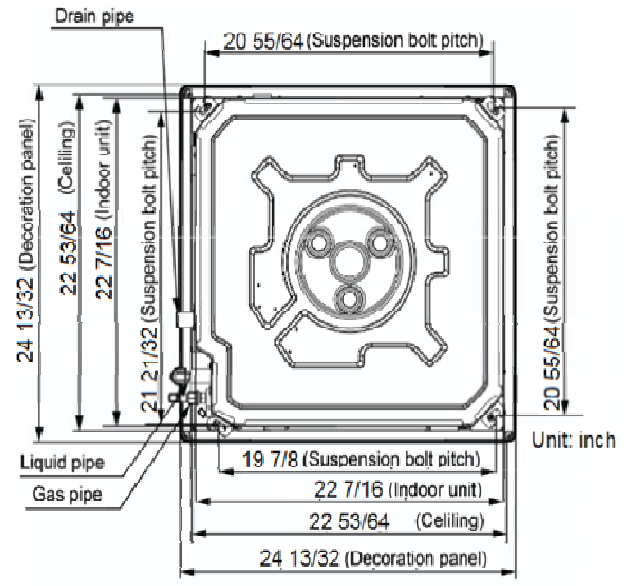
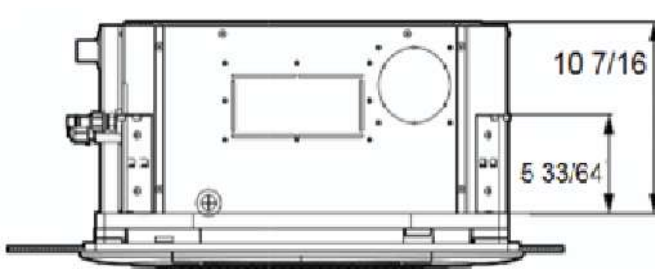


# Indoor Unit Specifications

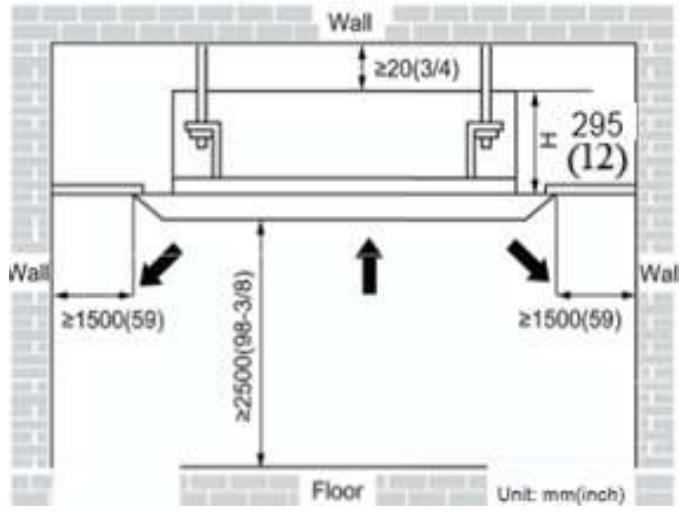
8-Way Cassette		KM18XK8DI	
Air flow volume		dB (A)	
Turbo	383 CFM	650 m3/h	44
High	318 CFM	540 m3/h	40
Med-high	288 CFM	490 m3/h	37
Medium	265 CFM	450 m3/h	35
Med-low	247 CFM	420 m3/h	34
Low	224 CFM	380 m3/h	32
Sleep	206 CFM	350 m3/h	30

Net weight:	37.5 Lbs	Gross weight:	48.5 Lbs
	17 Kg		22 Kg
Included:	Infrared remote YBE1FB5F		
Dehumidification level:	3.08 pt/hr		
<b>Optional Accessories</b>			
24V interlock wired controller:	XE71-00/E		
Wired controller:	XE71-44G		
Embedded wired controller:	XE74-44E		
Embedded WIFI wired controller:	XE72-44E		

## Indoor unit Dimensions



## Minimum indoor unit clearances



Power supplied by outdoor unit	
Additional Information	
Connection method	Screwed
Liquid pipe	1/4in (6mm)
Gas pipe	1/2in (12mm)
Drain pipe (Outer Diameter)	3/4in (19mm)
Panel Net Weight	6.6Lbs (3Kg)
Panel Gross Weight	9.9Lbs (4.5Kg)

Included Features						
Water pump	8C heating	I-feel	Self clean	Forced defrost	Soft start	Low voltage startup

Specifications are subject to change without notice. Manufacturer reserves the right to discontinue or modify specifications or designs without notice or without incurring obligations. All Rights reserved.