

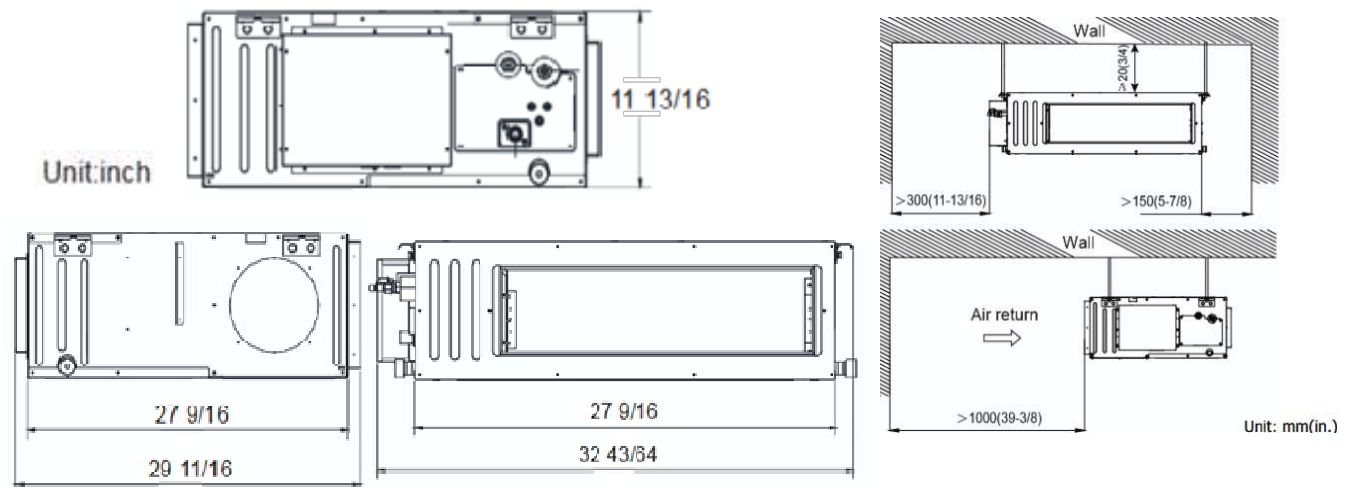


Indoor Unit Specifications

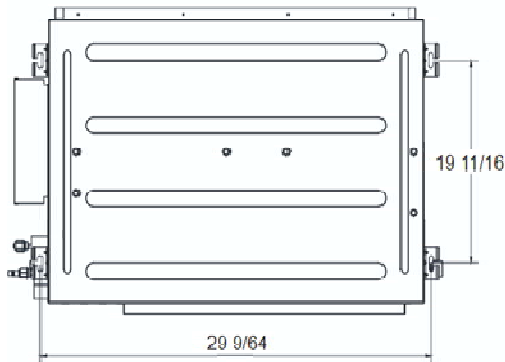
Ducted High Static		KM12XFDI	
Air flow volume			dB (A)
Turbo	353 CFM	600 m3/h	39
High	288 CFM	490 m3/h	32
Med-high	N/A	N/A	N/A
Medium	247 CFM	420 m3/h	26
Med-low	N/A	N/A	N/A
Low	212 CFM	360 m3/h	25
Sleep	N/A	N/A	N/A

Net weight:	70.5 Lbs	Gross weight	83.8 Lbs
	32 Kg		38 Kg
Included:	Wired Controller XE72-44/E		
Dehumidification level:	2.96 pt/hr		
Optional Accessories			
24V interlock wired controller:	XE71-00/E		
Wired controller:	XE71-44G		
Embedded wired controller:	XE74-44E		
Embedded WIFI wired controller:	XE72-44E		

Indoor unit Dimensions



Minimum indoor unit clearances



Power supplied by outdoor unit	
Additional Information	
Connection method	Screwed
Liquid pipe	1/4in (6mm)
Gas pipe	3/8in (9.56mm)
Drain pipe (Outer Diameter)	.98in (25mm)

Included Features						
Drain pump	8C heating	Dehumidify	Self clean	Forced defrost	Soft start	Low voltage startup

Specifications are subject to change without notice. Manufacturer reserves the right to discontinue or modify specifications or designs without notice or without incurring obligations. All Rights reserved.

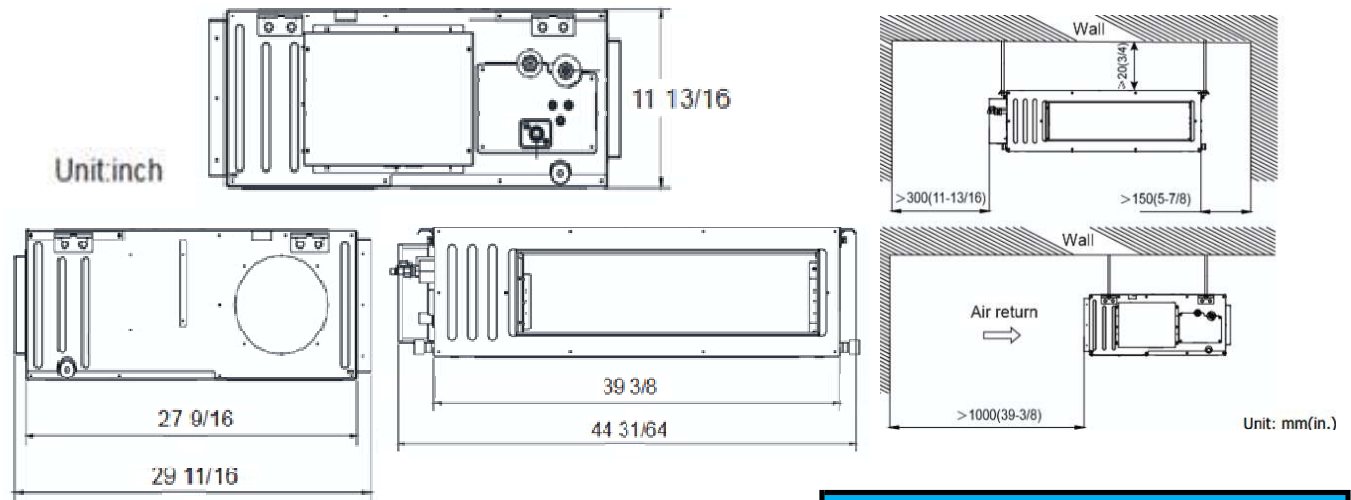


Indoor Unit Specifications

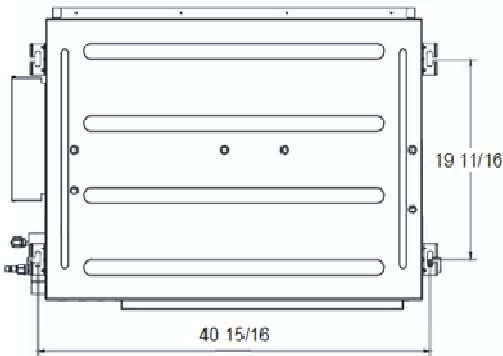
Ducted High Static		KM18XFDI	
Air flow volume			dB (A)
Turbo	589 CFM	1000 m3/h	40
High	412 CFM	700 m3/h	32
Med-high	N/A	N/A	N/A
Medium	312 CFM	530 m3/h	26
Med-low	N/A	N/A	N/A
Low	288 CFM	490 m3/h	25
Sleep	N/A	N/A	N/A

Net weight:	92.6 Lbs	Gross weight	106.9 Lbs
	42 Kg		48.5 Kg
Included:	Wired Controller XE72-44/E		
Dehumidification level:	3.80 pt/hr		
Optional Accessories			
24V interlock wired controller:	XE71-00/E		
Wired controller:	XE71-44G		
Embedded wired controller:	XE74-44E		
Embedded WIFI wired controller:	XE72-44E		

Indoor unit Dimensions



Minimum indoor unit clearances



Power supplied by outdoor unit	
Additional Information	
Connection method	Screwed
Liquid pipe	1/4in (6mm)
Gas pipe	5/8in (16mm)
Drain pipe (Outer Diameter)	.98in (25mm)

Included Features						
Drain pump	8C heating	Dehumidify	Self clean	Forced defrost	Soft start	Low voltage startup

Specifications are subject to change without notice. Manufacturer reserves the right to discontinue or modify specifications or designs without notice or without incurring obligations. All Rights reserved.

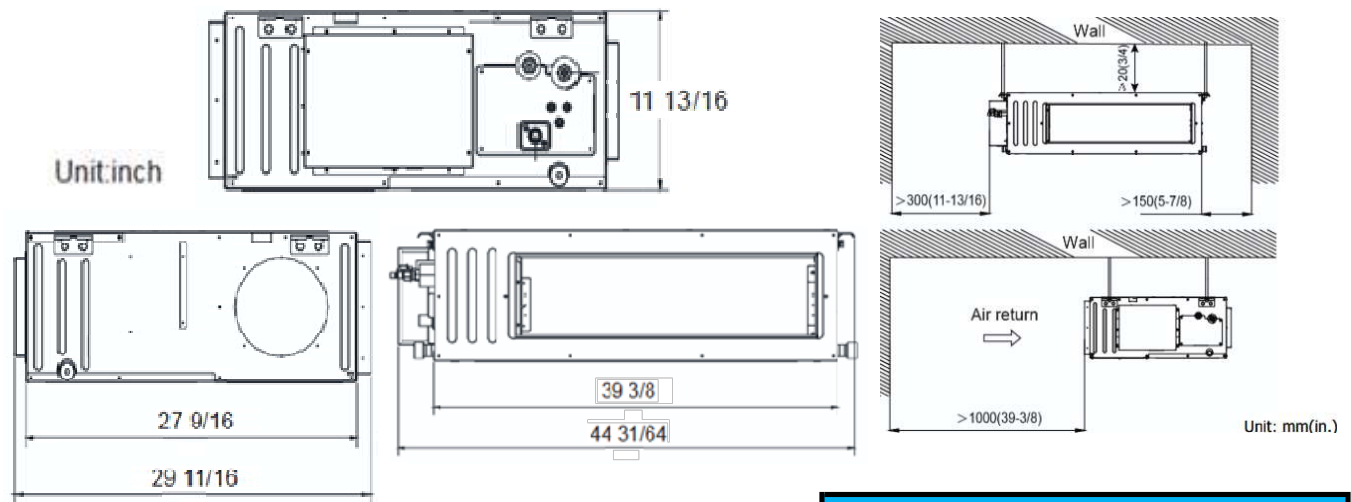


Indoor Unit Specifications

Ducted High Static		KM24XFDI	
Air flow volume			dB (A)
Turbo	736 CFM	1250 m3/h	42
High	559 CFM	950 m3/h	34
Med-high	N/A	N/A	N/A
Medium	453 CFM	770 m3/h	33
Med-low	N/A	N/A	N/A
Low	406 CFM	690 m3/h	30
Sleep	N/A	N/A	N/A

Net weight:	92.6 Lbs	Gross weight	106.9 Lbs
	42 Kg		48.5 Kg
Included:	Wired Controller XE72-44/E		
Dehumidification level:	5.28 pt/hr		
Optional Accessories			
24V interlock wired controller:	XE71-00/E		
Wired controller:	XE71-44G		
Embedded wired controller:	XE74-44E		
Embedded WIFI wired controller:	XE72-44E		

Indoor unit Dimensions



Minimum indoor unit clearances

Power supplied by outdoor unit	
Additional Information	
Connection method	Screwed
Liquid pipe	1/4in (6mm)
Gas pipe	5/8in (16mm)
Drain pipe (Outer Diameter)	.98in (25mm)

Included Features						
Drain pump	8C heating	Dehumidify	Self clean	Forced defrost	Soft start	Low voltage startup

Specifications are subject to change without notice. Manufacturer reserves the right to discontinue or modify specifications or designs without notice or without incurring obligations. All Rights reserved.