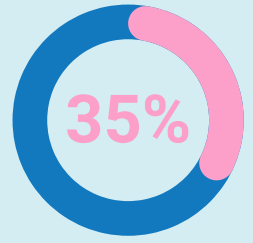


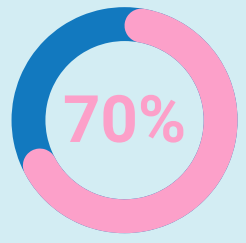
BREAST IMAGING BY THE NUMBERS

AND THE SCARY TRUTH ABOUT BREAST EXAM COMPLIANCE

1 in 8 women are diagnosed with breast cancer in their lifetime



Breast cancer missed by traditional mammograms




Breast cancer missed by traditional mammograms in women with dense breasts

287,850

New breast cancer diagnoses expected in 2022


Women expected to die from breast cancer in 2022

43,250



1 Breast cancer is the most commonly diagnosed cancer in women worldwide

American Cancer Society recommends women start getting annual mammograms at 40



THE BREAST IMAGING INDUSTRY

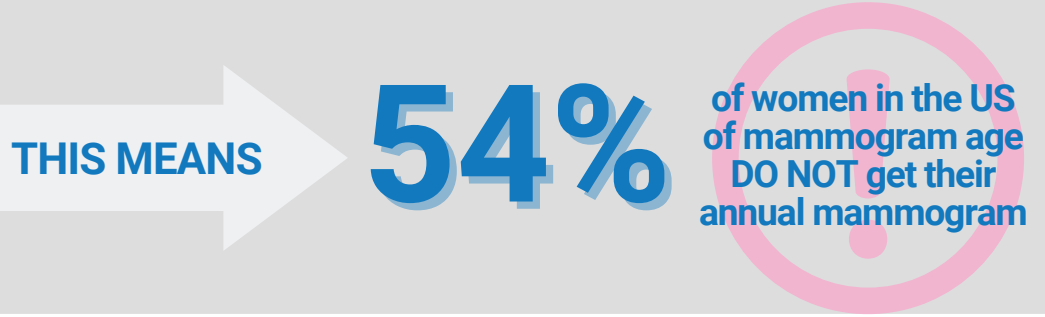
It's taken 40 years for mammographic imaging to go from Analog, to Digital and Tomosynthesis. Yet the most significant limitations inherent in mammographic imaging still exist

Mammography equipment manufacturers continue to utilize 2D projection imaging, painful compression of the breast and image interpretation requires expensive and dedicated 5 mega pixel monitors connected to independent single use viewing stations to interrogate 2D images of a 3 dimensional structure.

LET'S TALK ABOUT PATIENT COMPLIANCE

83,610,526 Women in the US are 40+ years old
(according to 2021 US Census Data)

38,800,990 Women in the US got their annual mammogram last year
(according to 2021 MQSA Data)



WE CAN BEAT BREAST CANCER, **TOGETHER**

Koning

info@koningcorporation.com
koninghealth.com