

BRITISH RIDING CLUBS

# HANDBOOK

£7.00



**RIDE TOGETHER, TRAIN TOGETHER,  
COMPETE TOGETHER, HAVE FUN TOGETHER**

Incorporating the Competition Rules, Event Rules and Regulations  
& BRC Club Information and Rules. Effective from 1 January 2022

The  
British  
Horse  
Society

2022

# Feeds to suit all workloads

Fully balanced with vitamins and minerals



## Low energy

Est. DE 8.0 MJ/kg  
At rest or light work

## High energy

Est. DE 12.8 MJ/kg  
At hard work

## Barley Free – Low Starch Molasses Free – Low Sugar

The Allen & Page Barley & Molasses Free Range can be viewed as a stepping stone range, from low energy feeds to high energy without containing barley, molasses, alfalfa or whole cereal grains. These feeds also contain all the essential vitamins and minerals your horse or pony needs for a balanced diet.

Depending on the horse's workload, condition and health throughout the year, moving up or down the Barley & Molasses Free Range can help to achieve an ideal body score and adequate energy levels.



Contact our award-winning helpline for nutritional advice  
01362 822 902 | [helpline@allenandpage.co.uk](mailto:helpline@allenandpage.co.uk)  
[www.allenandpage.com](http://www.allenandpage.com)

**ALLEN & PAGE**  
QUALITY HORSE FEEDS

## PRIVACY STATEMENT

Personal information that you supply to us may be used in a number of ways to facilitate your riding club membership. Your personal information will be shared with associates for the purpose of fulfilling your full membership benefits i.e. insurance providers.

BRC will automatically contact you about your membership: for example, to ensure you receive your membership benefits, to tell you about news, activities and events. This includes sending you a regular magazine, email updates, information on other membership benefits, and publishing competition times and results in the public domain.

To see our full Privacy Policy, or if you need any further information, please write to us at: British Riding Clubs, British Horse Society, Abbey Park, Stareton, Kenilworth CV8 2XZ or go to: <http://www.bhs.org.uk/privacy>

## LIFE VICE PRESIDENTS

David Briggs, Peter Buist, Grizel Sackville Hamilton,  
Tony Vaughan-France, Peter Felgate

## BRC RULES

British Riding Clubs is the sole interpreter of these rules and their decision will be final. These rules have been developed to ensure that competitors may ride together, train together, compete together and have fun together under fair and equal conditions. They cannot however, cover every eventuality; matters that cannot be resolved by interpreting the rule to the letter should be resolved following the spirit of the text to obtain a solution that is fairest to all members.

These rules do not only apply to competitions, some rules, particularly regarding conduct and health and safety, are effective at all times and in any circumstance.

It is the responsibility of competitors, team managers, stewards and officials to ensure they are fully conversant with these rules.

The following abbreviations are used in this Rule Book:

<b>BRC:</b>	British Riding Clubs	<b>BHS:</b>	British Horse Society
<b>BD:</b>	British Dressage	<b>EI:</b>	Eventing Ireland
<b>BE:</b>	British Eventing	<b>DI:</b>	Dressage Ireland
<b>BS:</b>	British Show Jumping	<b>SJI:</b>	Show Jumping Ireland
<b>BEF:</b>	British Equestrian Federation*	<b>FEI:</b>	Fédération Equestre Internationale
<b>PC:</b>	Pony Club	<b>RDA:</b>	Riding for the Disabled

\* Now British Equestrian but remains as BEF in this Handbook to avoid confusion with British Eventing

© British Riding Clubs  
Issued by BRC

Effective from 1 January 2022  
£7.00

# BRC HANDBOOK CONTENTS

Privacy Notice .....	1
Section 1 – Code of Conduct.....	3
Section 2 – BRC Competition Rules .....	13
Section 2 – CR Appendices .....	86
Section 3 – BRC Event Rules and Regulations .....	119
Section 3 – Event Rules Appendices .....	157
Section 4 – BRC Club Information and Rules .....	167

## SECTION 1 CONTENTS PAGE

Code of Conduct.....	3
Safeguarding.....	4
Equality Policy.....	4
Good Conduct and Discipline.....	7
Social Media Policy .....	7
Area Representatives.....	8
Advisory Committee.....	9
Complaints Procedure.....	10
Useful Contacts.....	12

## 1: CODE OF CONDUCT

As with any organisation BRC is required to operate in a professional manner. The code of conduct should be interpreted in the spirit of integrity, transparency and common sense. BRC has produced its own Codes of Conduct covering the following:

- Welfare of the pony/horse
- Conduct of BRC members & their representatives
- Conduct of Judges

### 1: WELFARE OF THE PONY/HORSE

It is vitally important for the future of equine sport that the welfare of the pony/horse is always the primary consideration. The aim of BRC is to promote the improvement of riding, training of ponies/horses and horsemanship in the UK.

The BRC Code of Conduct for the welfare of the pony/horse is as follows:

- British Riding Clubs expects all those involved in this sport to adhere to the BRC's code of conduct and to acknowledge and accept that at all times the welfare of the horse must be paramount and must never be subordinated to competitive or commercial influences.
- At all stages during the preparation and training of competition horses, welfare must take precedence over all other demands. This includes good horse management, training methods, farriery, tack and transportation.
- Horses and competitors must be fit, competent and in good health and condition before they are allowed to compete. This encompasses medication use, surgical procedures that threaten welfare or safety, pregnancy in mares and the misuse of aids. Horses should not be overworked, and thought should be given to the number of classes entered and the distance to be travelled when competing at all BRC events. The official steward may stop a horse from competing if there is concern over the horse's welfare.
- Events must not prejudice horse welfare. This involves paying careful attention to the competition area, ground surfaces, weather conditions, stabling and site safety.
- Every effort must be made to ensure that horses receive proper attention after they have competed and that they are treated humanely when their competition careers are over. This covers proper veterinary care, competition injuries, euthanasia and retirement.
- BRC Rules regarding the health and welfare of the pony/horse must be adhered to not only at national championships and area competitions but also at club level.
- Every rider, coach and club official must accept responsibility to uphold the highest level of pony/horse welfare.
- ***It is not permitted to remove a horse's whiskers.***
- All national championship warm-up areas must be supervised by an officially appointed Steward. At area qualifiers there should be a steward appointed to maintain standards in accordance with BRC Rules.
- The onus is on any spectator, rider, coach, judge or BRC member to inform the official steward or secretary, at a club event, if they are concerned about or feel that they have witnessed rough or unfair riding or training. The matter will then be investigated and a decision made on the appropriate action to be taken.

#### 1.1 : Examples of Abuse

Here are some examples (but not an exhaustive list) of what could be considered abuse and should be used in addition to those mentioned in rule G23 and G24:

**Lameness:** Riding any unsound pony/horse

**Tack:** Incorrectly fitted tack; used outside of manufacturer's guidelines

**Over-working:** Riding or competing on an exhausted, lame or injured pony/horse

**Distress:** Ignoring the obvious distress of a pony/horse, whether caused by the rider or other external factors



**Blood:** Any sign of blood on an animal is cause for concern. If blood is seen anywhere on the horse when riding in or competing in any discipline, then the horse may be eliminated at the discretion of the Official Steward.

### 1.2: Conduct of BRC Members, Officials, Volunteers and Representatives

BRC Members and representatives or associates of a member shall not:

- Conduct themselves, before, at or after any BRC activity in a manner which is offensive to the public
- Attend a BRC competition without ensuring they are up-to-date on rules.
- At any competition, argue, behave with incivility or contempt, or use abusive or threatening language, towards a judge, official or other competitor.
- Conduct themselves in a manner detrimental to the character and/or prejudicial to the interests of BRC.
- Make, either orally or in writing, to an officer of the BRC or Club, or a third party, a statement on a matter covered by the rules which they know to be untrue.
- Smoke when mounted.
- Officials are required to take decisions in a fair and sporting manner and in accordance with the code of conduct and BRC rules.
- Discriminate on the grounds of race, colour, religion or belief, disability, sex, marital status, age, sexual orientation, nationality and ethnic or national origins.

By joining BRC a member is deemed to have agreed to be bound and comply strictly with rules on forbidden substances for both horse and rider. See G17.

If any member is found in breach of any of the above they may be referred to the BRC Discipline Committee who will take appropriate action.

### 1.3: Judges Conduct

The BD Code of Conduct for Judges will apply to all BRC dressage competitions. The BS Code of Conduct for Judges will apply to all BRC show jumping competitions.

## 2: SAFEGUARDING

British Riding Clubs is a Member Body of the British Equestrian Federation (BEF), and adheres to the BHS Policy on safeguarding, details of which can be found at [www.bhs.org.uk/safeguardingchildren](http://www.bhs.org.uk/safeguardingchildren)

British Riding Clubs reserve the right to restrict or prohibit attendance at any of its events to anyone who BRC considers to be an unsuitable person. For our policy on unsuitable persons please see our website <http://www.bhs.org.uk/safeguardingchildren>

### 2.1: Junior Participation

Level of Activity	Initial Report To	Escalation To	Escalation to	Escalation to
Club	Activity Organiser	Club Chair	Area Chair	BRC HQ
Area	Area Chair	BRC HQ		
National	BRC HQ	BHS COO		

It is the team manager's responsibility to gain parental consent for juniors to participate in BRC events.

## 3: EQUALITY AND DIVERSITY

We recommend all Riding Clubs consider equality and diversity as part of their club constitution. The BHS equality policy can be found here <https://www.bhs.org.uk/our-charity/corporate-information/working-with-the-law/equality>.

As a department of the British Horse Society, British Riding Clubs adheres to this policy. For BRC activities it should be noted that 'representatives' applies to all BRC, club and area officials. Concerns from any attendee at a BRC activity should be raised to the appropriate official as follows:

For BRC activities, this policy should be read in conjunction with the BRC Handbook, Codes of Conduct and BRC Complaints Procedure.

### Why We Have an Equality and Diversity Policy?

The British Horse Society (BHS) recognises that every person is an individual with different needs, preferences and abilities. It aims to reflect this diversity in everything it does, including making its services inclusive and accessible to people from all sections of the community, and attracting and retaining a diverse workforce. The BHS believes in harnessing different life experiences, attributes and contributions from employees, volunteers and BHS representatives. This will make the BHS a more effective and inclusive organisation and a better place to work.

This policy sets out our approach to equal opportunities and the avoidance of discrimination or harassment whilst conducting the Society's business. The Policy works hand in hand with a number of the Society's Policies, all of which refer to aspects of working with us, including the treatment and conduct of representatives of the BHS.

This Policy is supported by The British Horse Society Values;

**HORSES FIRST**, the Horse is at the heart of all we do  
**ONE TEAM**, we collaborate with and value our employees, members, supporters and partners  
**RESPECTFUL**, we deliver with respect, integrity, dedication and passion  
**SUPPORTIVE**, we support horses and people to safely enjoy life together  
**EXCELLENCE**, we strive for excellence in everything we do

The BHS values diversity and equality. By respecting and using diversity and equality it can maximise its impact through meeting individual needs and staying in touch with the changing societies in which it works.

Employees and representatives of the Society recognise and fulfil their personal role in making the BHS a genuinely inviting and inclusive organisation. The BHS has a commitment to equality and diversity which is about:

- Recognising and valuing difference
- Creating an environment in which individual differences and contributions are valued
- Recognising and seeking to address inequality and disadvantage

- By dealing with acts of discrimination, bullying, harassment or victimisation against Trustees, employees, visitors or volunteers under The Society's disciplinary procedures
- Treating all in a fair, open and honest manner
- Recognising the right of employees and volunteers and other BHS representatives to be treated with respect
- Equality of opportunity which may include exploring opportunities to make reasonable adjustments
- Working towards making its workforce, and the organisation as a whole, more representative of the diverse communities that make up the UK
- By ensuring that training, development and progression opportunities are available to all employees
- By regularly reviewing all our employment practices and procedures to ensure fairness
- Encouraging and supporting our partners to adopt similar policies on equality and diversity for example, through our Accredited Professional Coach Code of Conduct

The BHS will not tolerate less favourable treatment on the grounds of sex, gender reassignment, age, race, nationality, ethnic origin, disability, marital/civil partnership status, sexual orientation, pregnancy or maternity and religion or for any other reason which cannot be shown to be justified. These grounds, are called 'protected characteristics'.

### Discrimination

The BHS employees, volunteers and representatives will not unlawfully discriminate against or harass other individuals including, members, suppliers and visitors. This applies in the workplace, outside the workplace (on the Society's business), and on work-related trips or events including social events.

The following forms of discrimination are prohibited under this policy and are unlawful:

- (a) Direct discrimination: treating someone less favourably because of a Protected Characteristic. For example, rejecting a job applicant because of their religious views or their sexual preferences.
- (b) Indirect discrimination: a provision, criterion or practice that applies to everyone but adversely affects people with a particular Protected Characteristic more than others and is not justified. For example, requiring a job to be done full-time rather than part-time would adversely affect women because they generally have greater childcare commitments than men. Such a requirement would be discriminatory unless it can be justified.
- (c) Harassment: this includes sexual harassment and other unwanted conduct related to a Protected Characteristic, which has the purpose or effect of violating someone's dignity or creating an intimidating, hostile, degrading, humiliating or offensive environment for them. Further details can be found in our Bullying and Harassment Policy? including Third Party Harassment and Victimisation policy
- (d) Victimisation: retaliation against someone who has complained or has supported someone else's complaint about discrimination or harassment.
- (e) Disability discrimination: this includes direct and indirect discrimination, any unjustified less favourable treatment because of the effects of a disability, and failure to make reasonable adjustments to alleviate disadvantages caused by a disability.

### Recording and Monitoring

Monitoring of the policy will be completed by the Board of Trustees by reviewing any activities or initiatives against the aims of the policy on an annual basis. The Chief Executive, alongside the Senior Management Team, will review the policy every three years (or when necessary due to any changes in legislation) and will report recommendations to the Board of Trustees.

### Responsibilities

The Chief Executive alongside, the Senior Management Team, has the responsibility to provide, implement and review the policy. The Board of Trustees are accountable for the policy. It is the responsibility of trustees, employees, volunteers and representatives to support the policy by ensuring that the BHS's activities and communications promote equality and diversity. The Chief Executive or appointed representative holds the day to day responsibility for ensuring that the policy is implemented and, in the first instance, for dealing with or taking action on disciplinary offences.

The Board of Trustees will receive a report analysing monitoring data on an annual basis, in order to retain oversight of the impact and implementation of the policy.

### Breaches of this policy

The BHS takes seriously complaints of bullying, harassment, victimisation and unlawful

discrimination by fellow employees, volunteers, customers, suppliers and visitors.

We take a strict approach to breaches of this policy, which will be dealt with in accordance with our Disciplinary Procedure, Volunteer Procedure and Codes of Conduct. Serious cases of deliberate discrimination may amount to gross misconduct resulting in dismissal without notice. Any concerns that may include criminal behaviour will be reported to the appropriate authority.

If an employee believes that they have suffered discrimination the matter can be raised through the BHS's Grievance Procedure or Bullying and Harassment Policy. Subsequently, volunteers should initiate any concerns using the BHS Volunteer Complaints Procedure. Concerns from any other interested parties should be raised to the BHS Equality Officer in the first instance. Complaints will be treated in confidence and investigated, as appropriate. All cases will be treated independently and depending on the outcome, further actions may be necessary.

Employees, Volunteers and Representatives must not be victimised or retaliated against for complaining about discrimination.

### 4: GOOD CONDUCT AND DISCIPLINE

Any member of an affiliated club, their representative or any person participating/ spectating in any way at any BRC activity who conducts themselves in an inappropriate manner which brings the name of an affiliated club or BRC into disrepute shall be guilty of a breach of BRC rules.

### 5: SOCIAL MEDIA

Whilst BRC acknowledge that social media can be an ideal way to communicate with both members and the wider equestrian community, any defamatory comments relating to members, officials, volunteers and staff of BRC or the BHS will not be tolerated. An online post is libellous if it is damaging to a person's reputation. Re-posting or re-tweeting can be seen as an endorsement of the original comment. Publication of information and comments on social media carries the same obligations as any other kind of publication and should follow the same ethical and legal standards.

Therefore, when using the internet and all social media members and clubs must not:

- Post any threatening, derogatory, obscene, indecent, seditious, offensive, pornographic, abusive, disparaging, racist, discriminatory, menacing, inflammatory, blasphemous, or defamatory statements or material, including, but not limited to, statements or material concerning BRC, its members or former members, its sponsors, affiliates and stakeholders.
- Disclose on social media, any personal information relating to any other person.
- Make any statements that could directly or indirectly damage BRC's name.
- Use BRC logos, brand names, slogans or other trademarks, or post any of its confidential or proprietary information without BRC's prior written permission.

Failure to comply with the provisions of these rules may result in disciplinary action under these rules and/or civil proceedings. BRC may also require posts to be removed, where comments or any other submissions may constitute a breach of these rules.

BRC reserves the right to monitor, intercept and review social media postings and activities to ensure that its rules are being complied with, and for its legitimate business purposes.

BRC will comply with any law, or request by any governmental or other regulatory authority,

or order by a court or other authority of competent jurisdiction, requiring BRC to disclose the identity or location of any member posting any material in breach of this rule. BRC may share a member's personal information with the police or any other governmental authority if it is asked to do so in connection with the investigation of suspected illegal activities.

## 6: AREA REPRESENTATIVES

The UK is divided into 23 areas. Each area has an elected representative. An area representative term is 3 years. After this period an election will take place and all members in the area are welcome to a vote. There is no limit to the number of terms an individual can serve.

Area	Representative	Tel	Email
1	Margaret Bunnett	07876 588709	thebunnetts@btinternet.com
2	Hilary McKenna	07831 729726	hilary.mckenna243@gmail.com
3	Chris Walton	07970 674135	Jennamoll@aol.com
4	Denise Newsome	07837 811409	denise@smartestmonkey.karoo.co.uk
5	Tony Parker	07887 832075	tony.parkertp@outlook.com
6	Peter Dryzek	07767 457929	peter.dryzek@gmail.com
7	Katherine Short	07961 179834	kas214@hotmail.co.uk
8	Emma Pewter	07778 654768	emmaequus@btconnect.com
9	Penny Ferneyhough	07954 0174902	penpony@hotmail.com
10	Jean Bywater	07766 313850	jean.bywater@bromley.gov.uk
11	Cathy Hughes	01932 705852	cathy.hughes@apha.gov.uk
12	Chris Beer	07787 544192	chris@beerstone.co.uk
13	Jenny D'Entremont	07825 346579	dentremontj@ymail.com
14	Vacant		
15	Pam Davidson	07831 437473	pamdavidson31@outlook.com
16	Roy Turner	07903 830923	midcot@btinternet.com
17	Nick Fincham	01258 860783	nickfincham62@gmail.com
18	Alice Collins-Young	07793 498169	arcy50@hotmail.com
19	Jane Fisher	07966 450490	janefisherarea19@aol.com
20	Carole Meade	07962 016739	carriejilchrist@gmail.com
21	Jonathan Pett	07977 336654	jonathanpett73@gmail.com
22	Caroline Gilchrist	07962 016739	carriejilchrist@gmail.com
23	Sharon Perry	07754 661107	weeshaza@hotmail.co.uk

### Area Rep Election Process

The election process will be conducted by the BRC office in the following manner:

- BRC will send a nomination form and role description to the area advising them of the election.
- Nominations are to be sent to BRC before the deadline specified.
- If more than one person is nominated each nominee will be asked to submit a short biography that will be sent with the voting form.
- If more than one nomination is received a vote will take place, administered by the BRC office with a 1 week time frame. BRC will send a voting form to all club chairs and secretaries asking them to circulate this to all of their members.
- Every current senior BRC member within the area has a right to vote.
- Once the vote is finalised the BRC office will advise all nominees of the newly appointed area representative and will also advise the area committee.
- BRC will send a declaration form to be signed. Once this has been returned BRC will advise all riding club chairs and secretaries in the area.

### Additional Information

- If an area representative retires mid-term, the same nomination procedures will stand and the new area representative will remain in place until the end of that original term.
- Should an area be unable to appoint a suitable person for the role of area representative, BRC will intervene to ensure that the role is suitably covered.
- An area representative does not have voting rights on the area committee.
- An area representative cannot stand as area chairperson, secretary or treasurer.
- BRC reserves the right to refuse nominations for any individual they feel is not able to successfully carry out the role of area representative.

For further information on the area rep role please contact the BRC office.

## 7: ADVISORY COMMITTEE

The BRC Advisory Committee provides expert and specialised external skills and knowledge to BRC. Together they ensure the Society's policies and priorities remain relevant to external audiences.

Roy Turner	Competitions Officer	Area 16 Representative
Jane Fisher	Rules and Eligibility Officer	Area 19 Representative
Tony Parker	Logistics and Facilities Officer	Area 5 Representative
Chris Walton	Database and Scoring Officer	Area 3 Representative
David Clarke	Participation Officer	
Andrew Chadwick	Safety Officer	

## 8: BRC COMPLAINTS PROCEDURE

### British Riding Clubs Complaints Procedure for Area, Club and Member Complaints

Many issues can be quite easily resolved by better understanding and communication between the parties concerned and this should be the first option for any complaint. The following types of complaint should be brought to the attention of the Area / Club / Member and resolved by them:

- Disputes between Club members
- Issues regarding the availability of events
- Disputes regarding Club teams

Discussion and negotiation can often resolve them but occasionally you may find that you are unable to resolve the problem or that the issues are so serious that you need to contact BRC directly. BRC will investigate serious complaints including:

- Health and safety concerns
- Horse welfare concerns
- Safeguarding issues
- Contravening of BRC rules
- Quality of BRC events
- Inappropriate use of social media

Clubs that affiliate to the British Horse Society and their members are obliged to adhere to the current BRC Handbook, including the Code of Conduct (sections 1:2-4) and discipline rule (rule G15).

If you believe a club or member has contravened the regulations stated within the current Handbook, you should request a complaint form from the British Riding Club website here: <https://www.bhs.org.uk/enjoy-riding/british-riding-clubs/brc-downloads> or by calling 02476 840518. This must be completed in full and returned to the Head of British Riding Clubs at [rachael.ht@bhs.org.uk](mailto:rachael.ht@bhs.org.uk). This will then be allocated to a relevant member of staff to investigate. All complaints must be made within 3 months of the incident.

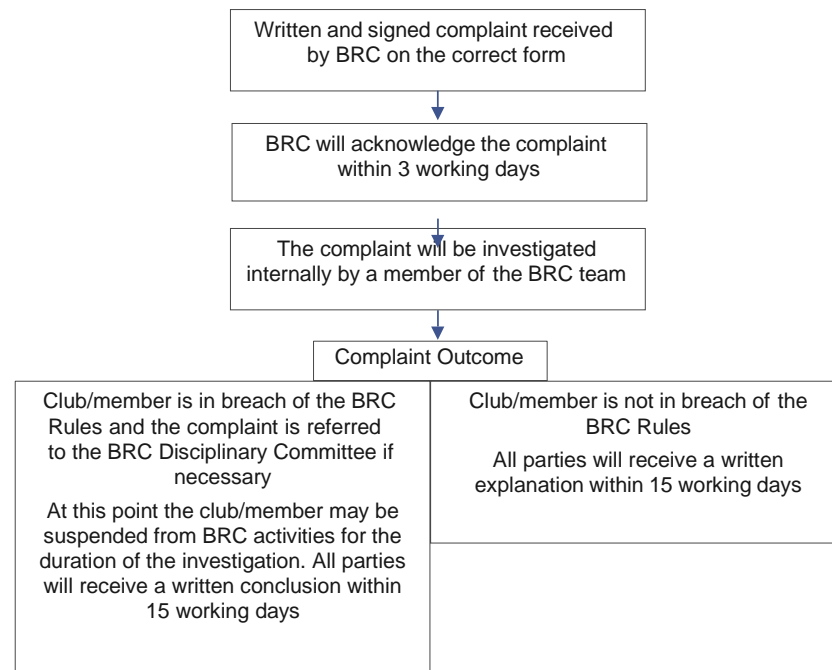
The following procedure will be followed by BRC when investigating a complaint:

- Anonymous complaints will not be considered and all complainants will be asked to give their contact details and to put their complaint in writing.
- When a complaint is received, the Area Representative will be contacted by a member of BRC staff and the details of the complaint discussed.
- Where appropriate, the BRC Representative or a member of BRC staff will visit the Area / Club / Member to carry out a thorough investigation and produce a written report.
- If a complaint against an Area / Club / Member is being investigated by the Police or as part of a legal investigation, BRC may be unable to complete their own report until the investigations have been completed
- Whilst the name of the complainant may be kept confidential, if appropriate, this cannot always be guaranteed as, by the very nature of the investigation, the Area / Club / Member may deduce the name of the complainant.
- Following the investigation the Area / Club / Member may be tasked with carrying out remedial action or putting procedures in place to prevent a similar recurrence. The complainant will also be contacted and provided with a summary of the findings of the

investigation and what actions will be taken.

- Complaints may be referred to the BRC Disciplinary Committee and the Club / Member may be suspended from BRC activities for the duration of the investigation.
- A complaint made against an Area / Club / Member may be unfounded and in these circumstances the complainant will be made aware of the situation and that no further action will be taken.

Whilst the majority of complaints are made through genuine concern there are an unfortunate number which are malicious and are intended to harm the reputation of the Area / Club / Member. If a complaint is found to be malicious the complainant may be found liable for the cost of the investigation and the travel expenses incurred. As a charity our resources are crucial to our work and we would ask that you do not use the complaints procedure unnecessarily.



Any appeals against the complaint outcome must be lodged in writing to the Head of British Riding Clubs at [rachael.ht@bhs.org.uk](mailto:rachael.ht@bhs.org.uk) within 7 days, including any new information to support the appeal. The outcome of any appeal will be communicated in writing within 10 working days and shall be final.



**9: USEFUL CONTACTS**

BRC General Enquiries: 02476 840518

BRC Event Mobile (Championships only): 07783 888303

BRC Website: [www.britishridingclubs.org.uk](http://www.britishridingclubs.org.uk)

BRC Pre-Entries, Championship Payments & Stabling Website: <https://brc.bhs.org.uk>

Entries email: [brcentries@bhs.org.uk](mailto:brcentries@bhs.org.uk)

BRC Membership email: [brcmembership@bhs.org.uk](mailto:brcmembership@bhs.org.uk)

British Dressage: 02476 698830

British Eventing: 02476 698856

British Show Jumping: 02476 698800

British Endurance: 02476 697929

British Equestrian Federation: 02476 698871

Pony Club: 02476 698300

RDA: 01926 492915

BHS Website: [www.bhs.org.uk](http://www.bhs.org.uk)

BHS Safeguarding: 02476 840746

BHS Bookshop: [www.britishhorse.com](http://www.britishhorse.com)

BHS Horse Passport Line: 02476 840574

SEIB: [www.seib.co.uk](http://www.seib.co.uk) Tel: 01708 850000

British Riding Clubs, British Horse Society, Abbey Park, Stareton, Kenilworth, Warwickshire CV8 2XZ



# British Riding Clubs Competition Rules





# OFFICIAL RULES FOR ALL BRC COMPETITIONS

Including 2022 Area Competitions for the following Championships:

Arena Eventing Championships

Novice Winter Championships

Intermediate Winter Championships

Combined Championships

Horse Trials Championships

National Championships

Dressage to Music and Introductory Championships

Quadrille

Recommended for use at all affiliated club events.

Rules regarding hats, body protectors and

medical requirements are compulsory for all

club competitions.

## SECTION 2 CONTENTS PAGE

<b>SECTION G:</b>	<b>GENERAL RULES</b>	
	G2: Entries .....	16
	G4: Eligibility of Clubs, Individuals & Teams .....	19
	G6: Eligibility .....	21
	G7: Flu Vaccinations .....	22
	G8: Championships .....	25
	G10: Withdrawals .....	26
	G11: Reserves .....	26
	G14: Protests .....	27
	G15: Discipline .....	28
	G17: Forbidden Substances .....	30
	G20: Exercising at Championships .....	31
	G22: Dress .....	32
	G28: Falls .....	35
<b>SECTION D:</b>	<b>DRESSAGE</b>	
	D1: Dressage .....	37
	D2: Team of Four Dressage .....	42
	D3: Riding Test .....	43
	D4: Dressage to Music .....	45
	Q1: Quadrille .....	47
<b>SECTION SJ:</b>	<b>SHOW JUMPING</b>	
	SJ1: Show Jumping .....	50
	SJ2: Style Jumping .....	61
<b>SECTION HT:</b>	<b>HORSE TRIALS</b> .....	64
<b>SECTION CC:</b>	<b>COMBINED CHALLENGE</b> .....	75
<b>SECTION CT:</b>	<b>COMBINED TRAINING</b> .....	
<b>SECTION AE:</b>	<b>ARENA EVENTING</b> .....	82
<b>SECTION BE:</b>	<b>BE LEAGUES</b> .....	85
<b>APPENDICES:</b>	<b>CR Appendix 1 – Tests &amp; Fees</b> .....	86
	<b>CR Appendix 2 – Eligibility of Horse &amp; Rider</b> .....	89
	<b>CR Appendix 3 – Championships and Classes</b> .....	94
	<b>CR Appendix 4 – Dress Guidelines</b> .....	96
	<b>CR Appendix 5 – Tack &amp; Equipment</b> .....	98
	<b>CR Appendix 6 – Tack Summary</b> .....	100
	<b>CR Appendix 7 – Permitted Bits</b> .....	102
	<b>CR Appendix 8 – Courses, Speeds &amp; Distances</b> .....	103
	<b>CR Appendix 9 – Maximum Competitors</b> .....	106
	<b>CR Appendix 10 – Awards &amp; Numbers to Qualify</b> .....	107
	<b>CR Appendix 11 – Overall awards</b> .....	109
	<b>CR Appendix 11b – Evaluating Team Penalties</b> .....	110
	<b>CR Appendix 12 – Affiliated Riding Clubs by area</b> .....	111
	<b>CR Appendix 13 – Flu Vac Check table</b> .....	115
	<b>CR Appendix 14 – Banned Substance &amp; Controlled</b> .....	116
	Medication Procedure	

## G: GENERAL RULES

### G1: OFFICIAL COMPETITIONS

#### G1.1: Definition

An official competition is a qualifier for one of the BRC National Championships. It does not include inter-club or inter-area competitions, except where these are also qualifiers for BRC National Championships. It is, however, recommended that all club competitions should be run under these rules, where applicable. All health and safety, medical and vet cover, hats and body protector (where compulsory) rules are mandatory for all BRC activities.

#### G1.2: Rules

All official BRC competitions are conducted under the rules within this Handbook. Where a specific situation is not covered within these rules the official rules for British Dressage (BD), British Show Jumping (BS), British Eventing (BE) or other official BRC publications shall apply.

Making an entry for any official BRC competition constitutes acceptance of these rules. It is the responsibility of competitors, team managers, club committees, stewards and officials to ensure that they are fully conversant with these rules.

Entries that BRC consider contrary to the spirit of the competition will be rejected.

An unintentional breach of these rules through lack of knowledge will be treated in the same way as a deliberate breach. In all competitions the judge's decision is final unless over-ruled by the Official Steward or, at the Championships, by the Jury of Appeal.

***Every effort is made to ensure that all parts of this Handbook are up to date. However, if an anomaly is found, those new rules recorded in bold and italic shall supersede any relevant rules unintentionally left in from a previous year. Amendments after going to print will be released on the BRC website handbook page.***

#### G1.3: Official Competition Year

The official competition year begins on 1 April and ends on 31 March and is divided into two seasons, summer and winter. The competitions covered by this rule book, including area qualifiers for the following championships, are:

#### SUMMER SEASON CHAMPIONSHIPS

Horse Trials Championships 2022  
National Championships 2022  
DTM and Introductory Championships 2022  
2022

#### WINTER SEASON CHAMPIONSHIPS

Novice Winter Championships 2022  
Intermediate Winter Championships 2022  
Combined Championships 2022 Quadrille  
Arena Eventing Championships 2022

Please note that there may be new rules for the 2023 Winter Championships, which will come into effect on 1 January 2023. Qualifiers for the 2023 Winter Championships which take place between 1 October (1 September for Arena Eventing and Cobined Challenge) 2022 and 31 December 2022 will run under these 2022 rules unless specified in a rule amendment. Some Winter Qualifiers and Championships may run after 1 April, but will still be considered as Winter Competitions for rule purposes.

### G2: ENTRIES

#### G2.1.1: Pre-entries

Pre-entries must be made for every team and/or individual entering any qualifier and completed by a senior club representative (or by an individual BRC Member) to the BRC Office 21 days before the area qualifier, with appropriate fees. Late entries may be accepted at the discretion of the organiser. Team managers must contact the organiser to seek permission for a late entry in the first instance to see if there is space. Late pre-entries must be made online and will be subject to a £10 surcharge per individual or pair and £20 per team. Posted or emailed pre-entries will not be accepted until payment has been received.

When posting separately please ensure payment is sent in good time for the closing date. If received after the closing date the entry/entries may be subject to late fee charges.

Pre-entry forms can be found on the BRC website on the BRC downloads page. Or you may enter online using the BRC entry system. <https://brc.bhs.org.uk/select>

There will be no return of pre-entry fees however a credit note may be issued at the discretion of BRC providing the request is sent in before the closing date of pre-entries.

Pre-entry fees are NOT required for direct entry or warm up classes.

#### G2.1.2: Postponed Qualifiers

If the qualifier is less than 21 days from the original date, pre-entries will not re-open. All pre-entries will transfer to the new date. Late entries will be accepted as per G2.1.1. Those unable to make the new date are able to claim a credit note from BRC for 14 days from the new date announcement. Eligibility will be taken from the original close of pre-entry date.

If the qualifier is more than 21 days from the original date, pre-entries will re-open and close 21 days before the new qualifier date. New entries will be accepted and after the closing date late entries will be as G2.1.1. Those unable to make the new date are able to claim a credit note from BRC for 14 working days from the new date announcement. Eligibility will be taken from the new close of pre-entry.

***Any qualifier that is cancelled and not rescheduled; clubs have 14 working days from the date of cancellation announcement to claim a credit note.***

#### G2.1.3: Loss of Team Members at Area and Championships

If due to unforeseen circumstances an entered team loses two or more of its members prior to the start of the competition, the remaining member or members may compete (at the organisers' discretion) as individuals. However, there will be no refund for the missing team members.

#### G2.2: Area Entries

The competition entry fees will be set by the Area Liaison Committee and are payable to the host club/area. Late area entry surcharges will be at the discretion of the area organiser.

Making a pre-entry to an official competition constitutes a binding obligation to pay the area competition organiser an additional entry fee irrespective of whether the club and/or individual compete or not. Failure to pay this additional fee could result in the club and/or individual being banned from competitions in future years at the discretion of BRC.

The date of the close of entry for area qualifiers is at the discretion of the host club/area, details of the organiser will be published on the BRC website. The entry form must be signed by a senior club representative/individual BRC member certifying that all entries are in accordance with BRC rules. Entries will not be accepted if the BRC Office has not received a pre-entry. Proof of posting does not constitute evidence where entries have not been received.

Teams or individuals not wishing to compete at the championships may enter the area qualifier to compete HC if the organiser is willing to accept them and they are eligible. Any team, team member or individual competing HC will not be eligible to compete at the championships.

The BRC declaration form must be completed fully and correctly, the pony/horse name must be that on the flu vaccination certificate and passport. Details of appropriate winnings/points must be shown (failure to do so could render the team/individual liable to disqualification).

If the area qualifier becomes cancelled for whatever reason, area entries may or may not be refunded at the discretion of the Area Liaison Committee.

### G2.3: Championship Entries

On receipt of the area qualifier results sheet, a championship invite will be sent to the team manager for all teams and/or individuals that have qualified following eligibility checks. No club and/or individual have qualified until they have received notification from the BRC office. Invites are sent at the discretion of BRC and may be dependent on scores. Refer to G11 for rules on reserves.

The championship entry form together with the appropriate entry fees for teams and individuals must be returned to the BRC office by the due date, details of this year's championship fees are in CR Appendix 1. The name shown on the entry form must be that on the flu vaccination certificate see rule G7.2 and G7.5.

There will be no return of championship entry fees (including direct entry classes) unless granted due to specific circumstances, a refund if granted will be subject to a 10% administration fee. In the event of a Championship being cancelled 25% of the fees will be retained, the remaining 75% may be returned at the discretion of BRC.

BRC will endeavour to avoid alterations to all published championship dates and venues, however these may change due to unforeseen circumstances.

Abandonment insurance is in place for Arena Eventing, Combined Championships, Horse Trials and National Championships. Please see BRC website for full details on when a refund may be due in these circumstances.

### G2.4: Area Teams

Area teams will be permitted for the following competitions: 110cm SJ, 100cm SJ, 100+ HT and 100 HT. This will only be permitted if the competitors' clubs are unable to field a team in these classes. Other classes may be considered with suitable reasoning and depending on entries; requests must be made in writing before close of entry. Permission must be granted by BRC in conjunction with the area representative before a pre-entry is made.

Area teams for championships may be created at the discretion of BRC by three, or four, highest placed individuals if there were no teams at the qualifier, or if there were no lower placed teams to invite. The next highest placed individual may then also be invited, time permitting.

In extenuating circumstances, if the invited team cannot find a reserve from their own club before close of championship entries, then they may invite a reserve from that area, providing that no other club are able to field a team. In this case, the reserve should have taken part in the qualifier. This team would then become an area team. Permission must be granted by BRC. After close of entries an area team will only be permitted if the team no longer has the minimum of three riders to form a team. A team of three wishing to create a team of four using an individual competitor from a different club will not be accepted. Dispensation may be granted in exceptional circumstances.

### G2.5 Returned Cheques

If any cheques for any payments in, e.g. pre-entries, championship entries, stabling, affiliation, photographs, tickets or insurance, are returned from the bank as 'refer to drawer' then the club shall be held responsible for the debt and for the additional administrative fee chargeable by the bank.

## G3: QUALIFYING COMPETITIONS

### G3.1: Area Qualifiers

Area qualifiers are organised by Area Liaison Committees. These events are listed

on the BRC website which is updated regularly, as and when the area informs BRC of these dates.

All area qualifiers must take place at least 28 days before the relevant championships; it is, however, preferable that they take place before this to allow time for processing results, invitations to be sent out, entry forms to be processed etc.

Qualifiers must not take place on a Championship date unless dispensation is granted by BRC office in extenuating circumstances.

### G3.1.1: Abandonment

In extenuating circumstances, should an event be forced to abandon part way through a class, 50% of the entries starting would be deemed sufficient in order to gain a result if an alternative, such as rescheduling is not possible. In these situations BRC and the area rep would liaise to produce the best possible course of action.

### G3.2 Winter Season Competitions

Qualifiers for the Arena Eventing, Novice, Intermediate and **Combined Championships** must be held after 1 October until four weeks before the Championships. Even if the qualifiers and/or Championships run into the summer season they will still be classed as winter competitions. Arena Eventing and **Combined Challenge** qualifiers only will be permitted to be held from 1 September. In exceptional circumstances dispensation may be granted for any qualifier to run earlier.

### G3.3: Summer Season Competitions

Qualifiers for the Horse Trials, National Championships, **Dressage to Music and Introductory Championships** must be held after 1 April until four weeks before the Championships. In exceptional circumstances dispensation may be granted to run earlier.

### G3.4: Championships

Members who qualify at the Area Competitions will compete at the appropriate National Championships. No competitor will be permitted to compete H/C at Championships. See also G3.1.1

## G4: ELIGIBILITY OF CLUBS, INDIVIDUALS AND INVITED TEAMS

Horse and rider eligibility for qualifiers and championships is taken from the close of pre-entry. Members must be showing on the BRC database the **last working day** before the competition date.

### G4.1: Affiliation

Only Riding Clubs affiliated to the BHS which have paid the minimum corporate insurance deposit by 31 January, and which have paid the Area Liaison subscription fee for the current year, are eligible to enter the official competitions. For competitions held after 1 June in the current year clubs must have paid the balance of their affiliation fees to be eligible to compete. For rules on affiliation please see the BRC Club Information and Rules section of the Handbook. Clubs must have declared the minimum number of members to BRC by 31 May, failure to do so will result in an affiliation review and subsequently could be disaffiliated.

### G4.1.1: Centre Membership

The British Riding Clubs Centre Membership Scheme has been set up to enable riders who do not own a horse or pony to take part in BRC competitions.

British Riding Clubs Centre Members are permitted to take part in all British Riding Club competitions. They may enter area qualifiers and should they qualify will be eligible to represent their BRC Centre at BRC national championships.

Centre members, or the horses and ponies taking part, will not be covered by South Essex Insurance Brokers BRC Public Liability Insurance Policy and **MUST** therefore hold their own



Equestrian Establishment Insurance which covers all Public liability. The policy number must be provided to BRC head office prior to taking part in any BRC competition, by the close of pre-entries.

In order to participate in BRC area and national championships a member from the centre must make contact with their area representative, we advise that someone from the centre attends the area liaison meetings and must pay any fees due.

Due to the stringent liability insurance requirements it is not currently possible to establish a British Riding Clubs Centre at a BHS Approved Livery Yard. We recommend that horse owning riders wishing to compete in area and national competitions join an affiliated British Riding Club and will therefore be able to enjoy all the BRC benefits available.

#### **G4.1.2: BRC Education Centre Membership**

The BRC Education Centre Membership is designed for schools, colleges and universities that have an equestrian team and would like to sign up to take part in BRC events.

BRC Education Centre Members are permitted to take part in all BRC competitions. They may enter area qualifiers and should they qualify will be eligible to represent their BRC Education Centre at national competitions.

A member can hold membership with both an Education Centre and also a Riding Club; they can however only compete for either the Education Centre or the Riding Club in official competitions.

Education Centre Members and the horses taking part, will not be covered by South Essex Insurance Brokers BRC Public Liability Insurance Policy and MUST therefore hold their own insurance which covers all Public Liability.

#### **G4.1.3: BRC Show Centre Membership**

The BRC Show Centre Membership is designed for equestrian centre venues that hold shows and events to set up a membership from their venue in order to run BRC competitions and have members join their BRC Show Centre.

BRC Show Centre Members are permitted to take part in all BRC competitions. They may enter area qualifiers and should they qualify will be eligible to represent their BRC Show Centre at national competitions.

Show Centre Members will be covered by South Essex Insurance Brokers BRC Public Liability Insurance Policy while taking part in BRC organised events and activities. The organisers and committee have no cover under the BRC policy and provisions must be made for them under the venues policy.

#### **G4.2: Individuals**

Individual members of BRC, who are not members of an affiliated club, must have paid their annual subscription to be eligible to enter official competitions.

#### **G4.3: Allocation of Areas**

An affiliated riding club may enter eligible teams and individuals for the area qualifier only in the area to which the club or individual is allocated.

#### **G4.4: Invited Teams**

BRC may invite teams from overseas clubs or other organisations to compete at championships.

### **G5: ELIGIBILITY OF RIDERS**

#### **G5.1: Representation of Clubs**

A rider may only compete in official competitions for one riding club at a time. A rider may change clubs between competition seasons (see G1.3, G3.2 and G3.3). Horses may be

used by more than one club in the same competition year, for example if the horse is sold or loaned to a different person, or is shared by members of two different clubs, provided the horse doesn't compete more than once in the same class. Appendix 2 and 3 supersede these rules where relevant.

#### **G5.2: Riders Age**

All riders in senior competitions must be 18 or over on 1 January in the current year. All riders in junior competitions must be under 18 on 1 January in the current year. Any juniors who qualify for the winter competitions (Novice, Intermediate Winter Championships and Arena Eventing and **Combined Championships**) in the year prior to the championships (i.e. qualifiers held in the autumn of 2020 for the 2021 championships) must compete as juniors at the relevant championships. They may end up competing for example: as a senior in the SJ and a junior in the dressage depending on qualifier dates.

#### **G5.3: Membership**

All riders must be a member of the affiliated riding club for which they are competing and must have paid their subscription **one working day before the qualifier they wish to compete in** with their names and addresses etc. appearing on the current membership database held by the BRC Office. If the qualifying individual/s or any member of a winning/qualifying team is not on the database, then that person will be disqualified and the results will be re-calculated accordingly.

Riders whose membership expires between the qualifier and the championship, **as well as championship reserves**, must ensure that their membership is renewed and their details are held by the BRC office **one working day before the close of championship entry**.

#### **G5.4: Disqualification**

If a rider is found to be ineligible, or not on the current BRC membership database, then they will be disqualified. For a team of four with one disqualified combination the results will be re-calculated to remove the disqualified combinations score. If this still allows the team to qualify for the championships then the team will be invited to the championships as a team of three. Should more than one combination be disqualified, the team will no longer exist.

#### **G5.4.1: Disqualification after close of Championship entry**

Should a horse or rider be found ineligible after close of championship entry, then they shall be disqualified from the championships. If this disqualification alters the results from the area as described above, the team will also be disqualified. There will be no refunds of any kind in these circumstances.

#### **G5.5: Composition of Teams**

No rider or horse may compete twice in the same team.

#### **G5.6: FEI Competitions**

Competitors who have completed under FEI rules in the previous 5 calendar years for a specific discipline may not compete in that discipline for BRC. For Eventing restrictions at AE70, AE80, AE90, CT75, CT85, **CC70 CC80, CC90**, HT80 and HT90 applies to 3\* (previously 2\* until end 2018) and above only and for AE100, **CC100** and HT100 applies to 4\* (previously 3\* until end 2018) and above only. No restriction on 100+.

For Para Dressage, those that competed in Grade I through to Grade III will be eligible to compete at any level providing they meet other eligibility criteria. For Grades IV and V, riders may not compete at Prelim level (except the prelim competitions that do not have rider restrictions) but may compete in any other class at Novice or above provided other eligibility criteria is met.

### **G6: ELIGIBILITY OF PONIES/HORSES**

A table of eligibility can be found in CR Appendix 2 and should be read in accordance with CR Appendix 3. **Eligibility will be taken from the close of pre-entry.**

**G6.1: Age of Ponies/Horses**

Ponies or horses may only participate under saddle in all BRC activities from 1 January in the year in which they become 4 years old, except for AE90 and above and Horse Trials where the minimum age is 5 years old. Horses may participate at any age in hand in any other BRC activities at the organiser's discretion.

**G6.1.2: Height of Horses**

It is accepted that in BRC competitions senior members may ride ponies and junior members may ride horses.

**G6.2: Downgrading of winnings**

Horses may be downgraded by 12 BD points, **10 BE points (OR Foundation points)**, and 50 BS points for each full calendar year (1 January – 31 December); from the end of the last year that any points were gained (excluding Quest, Club and Foundation Points). For BD points will be removed starting at the highest level the horse has competed. **For BE foundation points will only start to be removed when all BE points have been lost.** Riders may calculate this for themselves without the need to apply for downgrading with BRC. Horses who have met this criterion may still be registered, but should any further winnings be gained (excluding BD Quest Points, BE Foundation Points or BS points gained in 70/80cm intro class or any club classes) then the horses' full winnings will be reactivated for BRC eligibility purposes.

Riders of horses who do not meet eligibility requirements for their chosen level of competition may still apply to BRC for their case to be considered on an individual basis by the downgrading panel.

BRC does not recognise downgrades approved by other organisations, and those riders with horses who have been downgraded elsewhere and who are unable to meet eligibility requirements by applying the points deductions above will still need to apply to BRC.

Please note that downgrade applications presented with a specific qualifier in mind need to have been approved at the close of pre-entry to comply with eligibility rules. Downgrade applications should be received a minimum of 14 days before the close of pre-entries; however, this does not guarantee that your application will be accepted.

**G6.3: Mares in Foal**

Mares in foal may not compete after their fourth month of pregnancy or with a foal at foot.

**G7: EQUINE INFLUENZA****G7.1: Vaccinations against Equine Influenza**

This rule applies in respect of any horse or pony which competes in a BRC area qualifier and/or championship.

The horse or pony must have been vaccinated against equine influenza by a veterinary surgeon who is not the owner of the animal, in accordance with the following rules:

The horse or pony must have received a primary injection followed by:

- a second primary injection which is given not less than 21 days and not more than 92 days after the first
- a first booster injection which is given not less than 150 days and not more than 215 days after the second primary injection
- further annual booster injections at intervals of not more than a year apart.

If the current vaccination programme started AFTER 1 January 2017:

- the first two primary injections must be correct i.e. the second given between 21 and 92 days after the first

- the first booster must be given between 150 and 215 days after the second primary injection
- all annual boosters must be correct.

However, any errors with first booster (which should be given 150 – 215 days after the second primary injection) or annual booster given BEFORE 1 January 2017 may be ignored provided that:

- the first two primary injections are correct i.e. the second given between 21 and 92 days after the first
- all annual boosters given AFTER 1 January 2017 are correct.

***In order to compete a horse must be vaccinated in accordance with the above rules and MUST also have had a vaccination within 6 calendar months and 21 days (and not in any of the 6 preceding days) of the competition and/or entry to competition stables.***

No injection should have been given on any of the 6 days before the competition and/or entry to competition stables. For example: if the horse is vaccinated on the Monday, the horse will not be eligible to enter championship stables, or compete until the following Monday.

Horses may compete providing that they have had the first two primary injections providing the second vaccination is ~~within 6 calendar months and 21 days~~ (but not in any of the 6 preceding days) of entry to the competition or competition stabling.

In the event of failure to comply with any of the requirements of this rule, the horse or pony will be disqualified and not permitted to take part in any competition to which these rules apply.

Any alterations to any entries on the vaccination record must have been made, signed and stamped by a veterinary surgeon.

***BRC will continue to strongly recommend a 6 month vaccination when attending BRC qualifiers and championships and maintaining good biosecurity. BRC reserve the right to amend these vaccination rules.***

**G7.2 Checking of Passports and Equine Influenza Records**

For the purposes of determining whether the requirements of these rules have been met, the following documents must be available for inspection in respect of a horse or pony which is taking part in a BRC Area Qualifier or Championship.

- any passport issued for the horse and
- the full vaccination records for the horse if this is not contained in the passport

The identification of the horse or pony may be checked against that contained in the passport or on the flu vaccination record. This may be done from the diagram and description of the animal or by microchip providing that the microchip number has been recorded in the passport or flu vaccination record.

***Please see rule G7.6 regarding rules on microchips. Spot checks will be carried out.***

The vaccination section of the horse's passport must have been completed by a Veterinary Surgeon who is not the owner of the horse or pony.

The dates on which the vaccinations were given must comply with the requirements as stated in G7.1.

**G7.3 Disqualification**

Any horse or pony failing the requirements described in these rules will be disqualified.

All flu vaccination failures at qualifiers must be reported to BRC even if the competitor moves into a non-qualifying class. Flu vaccination disqualified competitors may, at the organiser's discretion, be permitted to continue H/C, but that competitor will not be eligible to compete in the subsequent championship class(s) (including as a reserve) even if the flu vaccinations are rectified. At championships, the disqualified competitor will not be able to continue H/C and if part of a team they may not be replaced.

No refund of entries or stable fees will be awarded for any disqualified horse/pony.

Every effort will be made to ensure that the checking at area qualifiers is carried out correctly. BRC accepts no responsibility whatsoever for any losses suffered, whether directly or indirectly, due to incorrect checking at any BRC area qualifier or championships. It is the sole responsibility of the competitor to ensure that their certificate is valid and it should not be assumed that because a certificate has been accepted at one competition in good faith it would be accepted at another competition.

**G7.4: Flu Vaccination Checklist**

A copy of the flu vaccination checklist is in CR Appendix 13 and should be used as follows:

- take the date of the first injection and look this up in the column headed INJECTION DATE
- compare the dates in 21 DAYS and 92 DAYS columns with the date in the flu vac record for second injection, if the date is within range it is fine, if not it is an invalid record
- take the date of the second injection and look this up in the column headed INJECTION DATE again
- compare the dates in 150 DAYS and 215 DAYS columns with the date in the flu vac record for third injection (first booster), if the date is within range it is fine, if not it is an invalid record (unless the two primary injections were before 1 January 2016)
- leap years are not recorded in the checklist, so you may need to adjust the date to take the extra day into account.

**G7.5: Names on Passports**

The name shown on the passport/flu vaccination record must be the one that is used on all official competition entry forms. If a stable name is also shown on the passport/flu vaccination record this must be signed and stamped by a veterinary surgeon. If a horse is unnamed in the passport, any name may be used, but a microchip must be present for the purposes of identification.

**G7.6: Microchips**

All horses must be microchipped to compete regardless of where they reside. If a horse is not microchipped the horse will be eliminated from competition.

Where a microchip is showing in the passport but cannot be located in the horse; provided the markings page has been filled out and this can be used to identify the horse, the horse will be permitted to compete with an advisory notice to re-microchip or locate the microchip before their next competition. Where a microchip is showing in the passport but cannot be located in the horse and the markings page is not completed, the horse cannot be identified and will not be permitted to compete.

**G7.7: Allergic ponies/horses & homeopathic vaccines**

Ponies and horses that, for any reason, are unable to be vaccinated against equine influenza will not be given dispensation to compete. Homeopathic vaccines are not acceptable.

**G8: ELIGIBILITY FOR CHAMPIONSHIPS****G8.1: Qualifying**

In a competition where an area qualifier is compulsory, no team or individual is eligible for the championships unless they have qualified in front of a judge(s) at the relevant qualifying competition. This rule does not apply to a nominated team reserve, although it is strongly recommended that all reserves have competed at an area qualifier for the relevant discipline. If only three riders start the area qualifier, one of the reserves may take the fourth place unless the team of three is as a result of a disqualification of the fourth rider. (See Rules G5.4 and G7.3). HC entries will not be accepted for any championships.

For competitions that involve any form of jumping, those competitors that are eliminated or have a high score at the qualifier and are still invited to the championships may be asked to provide competition results to ensure they are capable of competing at the relevant height before close of championship entry. A form will need to be filled in by the competitor. This also applies to reserves. Failure to do so may result in elimination.

Eligibility is taken from the close of pre-entry, any points gained between the qualifier and the championship will not be counted.

**G8.2: Numbers to Qualify**

Full details of the numbers that can qualify per competition are in CR Appendix 10 and are dependent upon the number of pre-entries, for this purpose any team or individual competing HC are disregarded.

**G8.3: Evaluating Individual Qualifiers**

For Dressage, Riding Test and Horse Trials competitions the numbers of individuals to qualify will depend on the number of arenas used according to the table in CR Appendix 9, where the maximum number of permitted competitors allowed per arena is listed. (It is understood that arenas are allocated by the organiser at close of pre-entry, therefore, the number of arenas permitted will be based on this figure regardless of the number of starters on the day of the competition).

Example: For a competition using Prelim 12, which allows a maximum of 32 competitors in one arena, if there are 1 to 32 competitors doing the test then only one arena should be used, if there are 33 to 64 competitors then two arenas should be used and if more than 64 competitors then three arenas should be used.

If the organiser wishes to use more arenas than appropriate for the number of competitors entered, they may do so but the qualifiers will be evaluated by combining results from each arena to give the effect of all competitors being in the same arena. An example of the calculations is in CR Appendix 11A.

**G9: STABLING AT CHAMPIONSHIPS****G9.1: Reservations**

Where stabling is available at the championship venue, it must be reserved and paid for at the time of entry. Stabling cannot be guaranteed after close of entries (i.e. within 21 clear days of the championship date). After this time, a late stable booking page will be uploaded to the stabling website. A £10 late fee will be incurred per stable, per night. At this stage no special requests such as permanent stable will be accommodated.

**G9.2: Refunds**

There will be no refund of stabling fees or hook up costs. For exceptions to this rule see G2.3.



**G9.3 Horses on Site**

In the interest of welfare, British Riding Clubs will not allow horses to be kept on lorries, horseboxes or trailers overnight, at any BRC. Corralling or leaving a horse tied up unattended at any time is not permitted.

**G9.4 Stallions**

Stallions may have to be stabled in temporary overnight stables; however, every effort will be made to ensure that they are situated in the best possible environment. Stallions must be identified on all stabling application forms.

**G10: WITHDRAWALS****G10.1: Withdrawals from Championships**

Any team and/or individual who qualifies for a championship and is subsequently compelled to withdraw or who intend to decline the invitation must inform the BRC office in writing immediately when they know they will be unable to compete.

Any team and/or individual who fails to decline/withdraw before the close of entry may still be charged the entry fee.

Failure to compete and failure to withdraw without reasonable cause acceptable to BRC may result in the club or individual being barred from competing in official competitions during the coming and/or following years.

**G10.2: Invitation to replacement teams/individuals**

If a team and/or individual who qualifies for a championship is subsequently compelled to withdraw then the next highest placed individual or team that took part in the area qualifier may be invited to compete at the championships, if time allows. Please note that this is at the discretion of BRC and is administered by BRC. It is not an automatic process. BRC must receive an official decline in writing/email from the withdrawing club before the place can be passed down the line. Invites will not be passed down the line after the close of entry.

**G10.3: Withdrawals from Area Qualifiers**

Area organisers will specify withdrawal procedures for area competitions in their schedules.

**G11: RESERVES****G11.1: Team Reserves**

Teams may use up to two reserves. Reserves do not have to be named on the entry form. There must be at least two horse and rider combinations in a team of four or one horse and rider combination in a team of three that were part of the original qualifying team. In dressage, the two original horse and rider combinations must ride the same test as at the qualifier. Reserves' eligibility will be checked at our earliest opportunity. If a reserve is found to be ineligible after a championship, then the results will be recalculated and awards will be altered.

It is strongly recommended that all reserves should have competed at an area qualifier for the relevant discipline.

For competitions that involve any form of jumping, reserves may be asked to provide competition results to ensure they are capable of competing at the relevant height. The competitor will be required to fill out a form to confirm.

**G11.2: Pairs Reserves**

One reserve is allowed for any pairs competition, dressage or dressage to music.

**G11.3: Individual Reserves**

An individual, who qualifies for a championship and is subsequently unable to compete on the pony/horse which they qualified on, will be permitted to substitute their pony/horse on production of a veterinary certificate, provided the reserve is eligible.

For competitions that involve any form of jumping, reserves may be asked to provide competition results to ensure they are capable of competing at the relevant height. The competitor will be required to fill out a form to confirm.

The rider cannot be substituted. This only applies to individual competitions. Horses or ponies that are sold or loaned out cannot be substituted.

**G11.4: Eligibility of Reserves**

All reserves must be eligible for the competition that they are entered for at close of pre-entry (see CR Appendix 2 & 3). Reserves must be an affiliated member of their club and on the BRC database at the close of entries.

**G11.5: Declarations of Alterations**

Team managers must declare any alterations to the original team in writing by email or by filling in a declaration form. Reserve forms will be made available on the BRC website and at the championships. Alterations must be made no later than 60 minutes before the advertised start of the class **with the exception of the National Championships which will be 90 minutes**. BRC may need to change the alteration deadline under exceptional circumstances at championships, should this be done, details will be posted when times are published.

At area qualifiers each area can decide when declarations of alterations must be made. These details must be agreed with the organiser of the qualifier and printed in the schedule.

**G12: REPRESENTATIVES**

The person named at the foot of the entry form, whether team member, individual competitor or team manager (Chef d'Equipe) shall be responsible for the conduct and supervision of the team(s) / individual(s) at area and championship competitions.

Junior team entries must be made by the team manager (must be a senior) who will be held responsible for their conduct and supervision. Individual junior entries must be made by a senior member of an affiliated club, parent or guardian who must accompany the junior member to the competition for which they are entered and who will be held responsible for the conduct and supervision of that junior member.

**G13: OFFICIAL STEWARD**

The official steward shall be trained by BRC and will be appointed by the area to attend qualifiers. If they are unable to attend, it is their responsibility to appoint a replacement. If no official steward is present the qualifier will not be permitted to run. The official steward is responsible for health and safety and the application of the rules. The official steward has the authority to stop a qualifier; if for example, the medical and/or vet cover does not meet BRC rules. Their decision is final. See Section 3 Event Rules and Regulations 2 – Role of the Official Steward for more details.

**G14: PROTESTS****G14.1: Making a protest**

Protests or complaints may be lodged only by the chairman, team manager or nominated representative of the club concerned. These must be in writing and accompanied by a deposit of £20. They must be addressed to the organiser of the competition or official steward as appropriate. Protests must be made no later than 30 minutes after the incident which gave rise to that protest, 30 minutes after the results have been published or, in the case of protests against qualification of ponies/horses or riders, 60 minutes after the start of the class.

**G14.2: Protests at Area Qualifiers**

At area qualifiers the official steward will give their decision after investigation and their decision will be final. The deposit will be forfeited unless the protest is upheld or it was decided that there were good and reasonable grounds for lodging the protest.

### G14.3: Protests at Championships

At championships the Jury of Appeal will give their decision after investigation and their decision will be final, unless they refer the matter to BRC Disciplinary Committee for further action. The deposit will be forfeited unless the protest is upheld or it was decided that there were good and reasonable grounds for lodging the protest.

## G15: DISCIPLINE

### G15.1: The Disciplinary Steward

The Official Steward will be the disciplinary steward at official competitions.

### G15.2: Disciplinary Action

If, in the opinion of the official steward, ground jury members or BRC staff, any member of an affiliated club, any rider, competitor, trainer, or any other person taking part in the event or any person assisting any member, rider, competitor or trainer has been guilty of dangerous riding or a breach of these rules they may either take no action or impose all or any of the following penalties:

- a reprimand
- disqualification
- referral to the BRC Disciplinary Committee
- added to the BRC Watch List for a set period of time.

Any area, club, official or member who does not uphold any sanctions imposed by BRC HQ or the Disciplinary Committee, will be referred to the Disciplinary Committee for further action, which may constitute suspension, disaffiliation, a ban, or any other sanction as listed in these rules.

Where a competitor is requested to report to the secretary's after competing to meet with the official steward or other official, they must attend at their earliest convenience. Failure to attend on request may incur disqualification from the competition or the whole event at discretion of the official steward and may result in being referred to the discipline committee. Junior competitors must report with a parent/guardian and/or team manager.

### G15.3: The BRC Disciplinary Committee

Any breach of rules may be referred to the BRC Disciplinary Committee. The BRC Disciplinary Committee is an ad-hoc committee which is formed whenever there are disciplinary matters to deal with. It will be made from members of the BRC Advisory Committee and any relevant area representatives. If it appears to the BRC disciplinary committee that any person may at any time have been guilty of a breach of these rules, or on the referral to it by the official steward of a matter under Code of Conduct 1.3, or on receipt of a complaint against any member of an affiliated club, any rider, competitor, trainer, or any other person assisting any member, rider, competitor or trainer, the BRC Disciplinary Committee may deal with the matter as detailed below.

If the BRC Disciplinary Committee decides to deal with the matter they will communicate in writing the substance of the allegations to the person against whom they are made and will give that person the opportunity of making representations whether orally by themselves but not represented by a third party, or in writing. The BRC Disciplinary Committee shall determine if a breach of the rules has occurred and, if so, to either take no action or impose all or any of the following penalties:

- a reprimand
- disqualification of the pony/horse and/or rider from any competition or event in which it has taken part. If the incident involves a team, then the team may also be disqualified
- suspension of the pony/horse and/or rider, trainer or other person responsible to which these rules apply for a period not exceeding 2 years for a first offence
- suspensions of a team or club to which these rules apply for a period not exceeding 2 years for the first offence
- penalties apply from the date of the committee's decision

- in the case of drug testing, when the rider elects to have a B sample tested and that returns a positive test, the committee may also ask for the cost of testing the B sample to be met by the rider or person responsible. (See CR Appendix 14 for full details of the Banned Substance and Controlled Medication Procedure)
- added to the BRC Watch List for a set period of time
- publicise the results of this action as appropriate.

The BRC Disciplinary Committee's decision may be appealed in writing within 14 days only with the submission of new information or evidence. The appeal will be heard by an independent BHS director and a decision will be made within 28 days. The decision of this appeal will be final.

### G15.4: BRC Watch List

Any members reported to be in breach of any rule or code of conduct may be placed on the BRC Watch List for a defined period of time with no consultation. The Watch List is held by BRC HQ and is shared with Officials as necessary. Any member on the BRC Watch List, who breaches any subsequent rule during that period of time, will be referred to the BRC Disciplinary Committee and may result in a Disciplinary Hearing. Contents of the BRC Watch List may be publicised by BRC as appropriate at any time. Any member who is placed on the BRC Watch List will be advised in writing of the terms of this action.

### G15.5: Recovery of Costs

In the event of the British Riding Clubs Disciplinary Committee upholding a complaint/breach of BRC rules\* the member or person(s) subject to such action shall in addition to any costs awarded under BRC rules\* pay:

- expenses incurred by the membership body and members of the disciplinary panel
- the expenses relating to any hearing, including room hire.
- administrative expenses of British Riding Clubs limited to £350
- in respect of medication testing violations costs/fees of any testing of samples incurred by British Riding Clubs except in respect of negative results limited to £1500

The limit unless specified to be at the sole discretion of the BRC Disciplinary Committee.

\*Includes medication testing violations as detailed in the current BRC rules and at the discretion of the Disciplinary Committee, breaches of BEF member body rules that are judged to bring BRC into disrepute. The Disciplinary Committee reserve the right to inform BEF member bodies of disciplinary findings and member(s) and/or associated person(s) personal details. BRC reserve the right to inform the police and/or other Investigatory bodies if appropriate to discharge legal responsibilities.

## G16: DISQUALIFICATION

### G16.1: Definition

Disqualification is a sanction imposed for misconduct and is not imposed for errors or infringements for which specific penalties are described in these rules.

### G16.2: Reasons for Disqualification

BRC may disqualify a competitor or team if they are found to be ineligible to compete or not on the members database, or the club has not fully paid the affiliation fees to BRC or local area within the specified date.

The official steward may disqualify a competitor or team for:

- dangerous riding
- unsporting behaviour e.g. purposeful outside assistance
- continuing to ride a horse that is lame, sick or exhausted
- misusing a whip, spurs or any other item of tack or equipment
- causing or permitting ill treatment to a pony or horse

- arguing with judges, course builders or other officials
- failing to comply with the Equine Influenza rules (See G7)
- failing to attend a championship prize giving (See G19.1)
- refusal to provide the necessary samples for random drug testing (See G17.3)
- any other action that may be considered gross misconduct or liable to bring BRC into disrepute
- breach of any rule or code of conduct.

### **G16.3: Reporting a Disqualification**

When a competitor is disqualified under BRC rules the official steward may take further action (see G15.4 and G15.5) if they deem it necessary. The official steward must provide details of any disqualified rider on the Official Results Sheets sent to the BRC office after an area qualifier.

## **G17: FORBIDDEN SUBSTANCES (BANNED SUBSTANCES & CONTROLLED MEDICATION)**

### **G17.1: Acceptable Levels**

Ponies or horses taking part in a competition must be healthy and compete on their inherent merits. The use of prohibited substances might influence a pony's/horse's performance or mask an underlying health problem and could falsely affect the outcome of a competition. BRC follows FEI rules regarding substances, and a full list of forbidden substances can be found on the FEI website [www.fei.org/](http://www.fei.org/)

### **G17.2: Use of Drugs during a competition**

If, during a competition, it is necessary to treat a pony/horse with a drug, a veterinary Surgeon, appointed by the organiser or official steward, must be informed immediately. The veterinary surgeon will investigate the reason for the treatment given and shall decide whether the pony/horse is allowed to continue or shall be eliminated.

### **G17.3: Random Tests**

BRC reserves the right to initiate at any time at any official competition, random banned substance and controlled medication tests in accordance with the standard operating procedure prescribed in the FEI veterinary rules. A refusal to allow a random test shall constitute a breach of this rule. Please refer to CR Appendix 14 for the full procedure. BRC reserves the right to allow BEFAR to carry out random testing on their behalf, and BRC members would then be bound to comply with the BEFAR rules and sanctions. For the purposes of disciplinary action, BRC will take the results of the screening analysis as final. Any confirmatory analysis will be at the cost of the rider.

### **G17.4: Riders**

It is forbidden for any rider to compete whilst under the influence of any stimulating, calming or other drug or substance as detailed in the British Equestrian Federation Rules. The BEF and member bodies are signatories to the World Anti-Doping Code.

## **G18: LOCAL CONDITIONS**

If it is necessary for area organisers to impose additional local conditions, then these local conditions must be agreed by BRC and then all competing clubs notified accordingly.

## **G19: PRIZE GIVING AT CHAMPIONSHIPS**

### **G19.1: Attendance**

Attendance is required as per the schedule of relevant championship.

### **G19.2: Salvagers**

Salvagers awarded at championships must be signed for by a nominated person who is then responsible for that salver. The salver must be returned to BRC at least one month prior to the following year's championships by some means of signed for delivery or in person and packaged with due care. Any loss or damage or failure to return a salver by the specified date will result in the club concerned being invoiced for the cost of replacement. It will also

prohibit that club from having custody of any BRC salver for the following two years. BRC reserves the right to refer any cases of infringements of this rule to the BRC Disciplinary Committee for further action.

## **G20: EXERCISING AT COMPETITIONS**

### **G20.1: Exercising**

Competitors may exercise their ponies or horses in the area provided. They may not exercise in the car park or horsebox area or among spectators. They must not enter the dressage or show jumping arenas or access the cross-country course. Competitor numbers must be worn at all times. Bridle/saddle pad numbers may be worn, but must be shown on both sides of the horse. Any non-members exercising (see G20.2), handling or responsible for a horse at an event must have their own third party insurance. Competitors entered in classes where only one number is issued e.g. pairs or team of 4 will need to get a number from the declarations marquee if required. Quadrille teams will be allocated numbers for exercising.

### **G20.2: Working In**

Only competitors may work in their ponies/horses on the day of a class or phase. Riders are to behave with consideration to their fellow competitors whilst working in:

- pass left hand to left hand
- make tack adjustments outside the arena if possible or the middle of the arena
- to avoid accidents, announce that you intend to enter an indoor practice arena
- do not halt or walk on the outside track
- give way to the faster pace and lateral movements.

If a warm-up arena becomes overcrowded, the organiser or steward may impose a limit on the number of horses allowed, giving priority to those closest to their time.

Individuals under the age of 12 are not permitted in warm-up arenas on foot under any circumstances.

### **G20.3: Lungeing**

Lungeing of ponies/horses must not take place in such a way or at such times as to interfere with other competitors and/or spectators.

### **G20.4: Use of Forbidden Equipment**

Only equipment and tack allowed in the competition may be used when exercising on the day of the competition, any infringement will result in elimination. Competitors in more than one competition on the same day may warm up prior to each competition in the equipment and tack appropriate to that competition. When working in, side reins may be used for lungeing, the rider may carry a whip and the horse may wear boots, hoof boots or bandages.

## **G21: SADDLERY & TACK**

The main saddlery and tack rules, per discipline, are at CR Appendix 5.

A steward may be appointed to examine the saddlery and dress of each horse and rider combination before they start any competition. The competitor remains personally responsible throughout for complying with all rules.

Removal of boots for dressage is the competitors' responsibility.

A bridle and saddle (as set out in the tack rules) must be worn when riding at all qualifiers and championships.

### **G21.1: Numnahs, Saddlecloths and Logos**

Numnahs are allowed. Saddlecloths may be in club colours and may bear a club name and/or logo of any size. Sponsors and other logos are permitted.



**G21.2: Competitor Numbers**

For exercising at competitions, any of the following options are permitted:

Discipline	Competitor Numbers Permitted
Dressage	One back number or bridle / saddle pad numbers on both sides
Show Jumping	One back number
Horse Trials	A bib number on the front and back of rider
Arena Eventing	A bib number on the front and back of rider
Combined Training	A bib number on the front and back of rider or one back number. Bridle / saddle pad numbers on both sides for the dressage phase only
<b>Combined Challenge</b>	<b>A bib number on the front and back of rider</b>

**G22: DRESS****G22.1: Correct Riding Dress and Logos**

All riders whenever mounted must wear the correct riding clothes whilst riding at competition sites. Full details of correct dress, per discipline are at CR Appendix 4. Sponsors logos or websites may be visible on riders clothing. BRC will follow the relevant discipline rules for sponsor logos.

Any riders with hearing difficulties may wear a royal blue armband when warming up and/or competing to inform the steward and/or judge.

**G22.2: Protective Headwear**

'Protective Headwear' must be worn at all times when mounted at any BRC event whether competing or not. Harnesses must be correctly adjusted and fastened at all times. At all BRC championships and qualifiers 'protective headwear' must have been checked by an official to make sure that it is labelled with one of the accepted standards and then marked with a visible aqua hat tag with either BRC, PC or BE logos. Failure to do so will incur elimination.

'Protective headwear' constitutes a hat which meets one of the following standards:

British	<b>PAS 015: 1998*</b> or 2011 provided they are BSI Kitemarked or Inspec IC marked
	VG1 01.040: 2014-12 provided they are BSI Kitemarked or Inspec IC marked
European	VG1 01.040: 2014-12 provided they are BSI Kitemarked or Inspec IC marked
American	ASTM F1163: 2004a or 04a onwards provided they are SEI marked
	<b>SNELL E2001*</b> or SNELL E2016
Australian & New Zealand	AS/NZS 3838: 2006 onwards provided they are SAI global marked

**\*From 1 January 2023 the PAS 015: 1998 and SNELL E2001 will no longer be accepted.**

Only a "Jockey Skull" of an even round or elliptical shape with a smooth or slightly abrasive surface, having no peak or peak type extensions may be worn for any XC phase. Noticeable protuberances above the eyes or to the front, not greater than 5mm, smooth and rounded

in nature are permitted. It must also comply with the 'protective headwear' criteria and be tagged as set out. A removable hat cover with a light flexible peak may be used.

Skullcap hats must be worn with an appropriate colour silk for that discipline (see CR Appendix 4). For Quadrille competitions, hats of the above standard are mandatory.

Competitors are strongly advised to check their hats regularly and to replace them if damaged or following a fall. It is recommended that hats are replaced every 3 to 5 years depending on usage.

Please Note: For the Quadrille competition, please see the Quadrille rules for further information regarding costumes. No alterations, protrusions or additions are to be made to a hat under any circumstances.

**G22.3: Body Protectors**

A body protector is obligatory in all cross-country competitions and is strongly recommended in show jumping competitions. A BETA Level 3 displaying EITHER a Purple 2009 Label OR Blue 2018 Label must be worn in competitions where a body protector is obligatory. The ONLY exception to this requirement is that the Exo Body Cages will continue to be accepted, provided they have a BETA Level 3 Purple 2000 Label. Riders wearing Exo Body Cage protectors must inform the secretary at all events. Body protectors should be fitted and worn as per the manufacturer's instructions. The up-to-date BETA list of body protectors can be obtained from [www.beta-uk.org](http://www.beta-uk.org)

If a rider chooses to wear an airbag style body protector for cross-country it must be worn over a permitted BETA Level 3 body protector and if activated, must be deflated or removed before continuing. Hybrid Air-jackets and air jackets incorporated into a blouson style jacket are permitted. It is recommended that body protectors are replaced once they are more than 5 years old.

**G22.4: Medical armbands**

Medical armbands are strongly recommended for any type of cross-country competition including Arena Eventing. If worn they must be worn on the arm and not the leg. They should be filled in with the relevant competitor's details.

**G22.5: Electronic Devices**

No receiving, recording, transmitting or monitoring device maybe used by a competitor during any phase of a competition, other than warm up areas unless expressly permitted in the rules or dispensation has been granted. These devices must be removed before commencing any discipline or phase. The use of head cams are strictly prohibited at any BRC competition. This includes use on the head, chest, bridle or any other part of the horse or rider.

Drones are not permitted at BRC events unless permission is granted by BRC for official use only. If permitted by BRC, written permission must also be obtained from the landowner and the drone must be flown in accordance with CAA regulations with appropriate third party liability insurance in place.

**G23: EQUIPMENT**

No item of saddlery or equipment may be misused. All saddlery and equipment is to be correctly fitted, used as intended in its manufactured state without adaptations and must be available for general purchase.

**G23.1: Use of Whip, Spurs & Bits****G23.1.1: Whips**

The use of the whip must be for a good reason, at an appropriate time, in the right place and with the correct severity.

**Good Reason:** The whip must only be used either as an aid to encourage the pony/horse forward or as a reprimand. Thus it must never be used to vent a rider's temper; any use for such a reason is automatically excessive.

**Appropriate Time:** As an aid, the appropriate time is when the pony/horse is reluctant to go forward under normal aids i.e. seat and legs. As a reprimand, the only appropriate time is immediately when a pony/horse has been disobedient e.g. napping or refusing (but not after elimination). Its use, for instance, after a refusal when a pony/horse has turned away and is several metres from the fence, is excessive. Its use after elimination is always excessive.

**Right Place:** As an aid to go forward the whip may be used down the shoulder or behind the leg. As a reprimand, it must only be used behind the leg. The use of a whip on a pony's/horse's head or neck is always excessive use.

**Correct Severity:** A horse/pony should never be hit more than three times for any incident; and if the pony/horse is marked by the whip (skin broken or a welt) its use is excessive. (The rider is expected to know if the pony/horse has especially sensitive skin and must use the whip accordingly). Arm above the shoulder.

**Misuse of a whip:** If, in the opinion of the judge, a whip is misused the rider will be disqualified and reported to the Disciplinary Steward.

**Dropping a whip:** Whips may not be picked up if dropped, with the exception of Horse Trials see HT1.10.

### **G23.2: Spurs**

Spurs must not be used to reprimand a pony/horse. Such use is always excessive, as is any use that results in a pony/horse being marked by a spur. Misuse of spurs will render the rider liable to disqualification and further disciplinary action.

### **G23.3: Bits**

The bit must never be used to reprimand a pony/horse. Such use is always excessive and will render the rider liable to disqualification and further disciplinary action.

## **G24: LAMENESS**

### **G24.1: Judges Decision**

In the case of marked lameness, the judge will inform the rider that they have been eliminated. If, in dressage, there are any doubts as to the soundness of the pony/horse, the competitor will be allowed to complete the test and any unevenness of pace will be severely penalised.

### **G24.2: Vets Opinion**

The judge may ask for a veterinary surgeon's opinion before allowing the competitor's score to go forward for final classification. Refusal to allow an inspection to be made will incur elimination.

## **G25: STALLIONS**

Stallions must be led from a bit with reins or with a lead rope of a minimum length of 2.5m. A stallion disc must be displayed on each side of a stallion's bridle at all times. No person may bring a stallion to a competition without ensuring, at all times, that competitors, ponies/horses and members of the public are not put at risk. Any breach of this rule is an offence.

The official steward may, if they consider that a stallion may cause an accident or injure another person or pony/horse attending the competition, disqualify the stallion and direct that it be returned to its horsebox and be removed from the site.

## **G26: DRESSAGE JUDGES**

### **G26.1: Ownership**

A judge must not be the owner of or have any financial interest in any pony/horse in the class they are judging.

### **G26.2: Relationship**

The judge must not be in a relationship with or a close relative of a rider or owner in their class.

### **G26.3: Training**

The judge should do their best to avoid judging any combination with whom they have been training on a regular basis (i.e. lessons given fortnightly and/or training in the preceding two weeks), unless exceptional circumstances demand it (i.e. being asked to judge at very short notice) and in this instance a possible conflict of interest must be notified to the organiser.

### **G26.4: Assistance**

No judge should judge Dressage to Music competitions if they have assisted in the making of the music used in the competition.

## **G27: DISPENSATIONS TO COMPETE**

Any request for a dispensation must be supported by either a veterinary surgeon's or doctor's letter and must be received at the BRC Office at least 21 days before the competition applied for. The dispensation letter should be taken to all future competitions and shown to the official steward who will then inform the relevant personnel.

BRC will honour dispensations granted by BD/RDA. Competitors must send a copy of their certificate to BRC and they will be issued with a formal BRC covering letter. All new cases should apply to BRC in the first instance; the application may then be passed to BD/RDA for further investigation.

For championships, please send dispensation with the entry so relevant paperwork can be given to the officials and judges.

## **G28: FALLS AND MEDICAL CHECKS**

### **G28.1: Falls**

A rider is considered to have fallen when there is involuntary separation between them and their horse/pony, which necessitates remounting or vaulting into the saddle.

### **G28.1.2: Qualifiers and Championships**

For dressage, a fall results in elimination from the point of entering the arena. For cross-country and Horse Trials (all phases), arena eventing and show jumping competitions/phases a fall results in elimination from the point of passing through the start until passing through the finish.

Any competitor who has had a fall in a warm-up area, competition arena or anywhere on site at a BRC Qualifier or Championship, must:

- see the doctor/paramedic before remounting to start the competition/phase and follow their instructions
- see the doctor/paramedic before leaving the site and follow their directions
- liaise with event officials where multiple classes/multiple horses are entered to ensure they are able to continue should a time sanction be imposed by the doctor/paramedic.

If a doctor/paramedic is not present then a rider is NOT permitted to remount or ride in any other class that day and is advised to seek independent medical advice from their own GP or NHS 111 before leaving the site if any doubt exists to their fitness level.

It is the rider's responsibility (or guardian of a Junior rider) to ensure compliance. The doctor/paramedic's decision will be final. Failure to comply may result in a referral to the BRC Disciplinary Committee. All falls should be correctly documented and reported.

### G28.1.3 Club Competitions and Training

If a doctor/paramedic is present, the above rules apply regarding the remounting and leaving the site. Rules on elimination mid-competition would be at the discretion of the organiser.

If a doctor/paramedic is not present, the decision to remount/continue/leave the site is at the rider's discretion (or guardian of a junior rider). Should doubt exist as to the fitness to continue, the first aider, coach, steward or organiser has the right to stop the rider from continuing that day (it should be noted that officials that are not medically trained cannot recommend the rider is fit to continue). The rider should seek independent medical advice before participating in further equestrian activity.

It is the rider's responsibility (or guardian of a junior rider) to ensure compliance. The first aider/coach/steward/organisers decision will be final. Failure to comply may result in a referral to the BRC Disciplinary Committee. All falls should be correctly documented and reported.

### G28.2: Suspensions

The Doctor/Paramedic may decide that a competitor should be medically suspended. Any suspension will either be for a specified or unspecified duration and details must be recorded in the rider's medical card (if they have one).

***If an accident results in loss of consciousness, concussion or suspected concussion it is the rider's responsibility to comply with the following suspension periods, whether or not confirmed by a medical professional:***

- no loss of consciousness and no sign of concussion = no mandatory suspension;
- no loss of consciousness but with brief symptoms of concussion (symptoms resolving within 15 minutes) = minimum of 7 days mandatory suspension;
- any loss of consciousness, however brief, or symptoms of concussion persisting after 15 minutes = Minimum 21 days mandatory suspension.

The day of injury counts as the first day of the suspension period. If a rider is taken to hospital from an event without having their medical card completed by the doctor, a minimum of 21 days mandatory suspension shall automatically apply.

Once a rider is suspended, they may not compete in any BRC competition until the period of suspension has elapsed AND the rider has written confirmation from a registered medical practitioner that they are fit to compete in events, and this information has been passed to the BRC office.

It is the rider's responsibility to comply with these rules.

## D1: DRESSAGE

BRC run a range of dressage competitions for both junior and senior riders.

### Novice Winter Championships:

- **Senior Intro Winter Dressage**, for senior individuals competing at walk and trot.
- **Senior Novice Winter Dressage**, for teams of 4 riders, with 3 scores to count and for individuals (all team members are automatically in the individual competition). Two team riders will ride different Prelim tests and the other two will ride different Novice tests.
- **Senior Intermediate Winter Dressage**, for teams of 4 riders, with 3 scores to count, and for individuals (all team members are automatically in the individual competition). One rider will ride a Prelim test, two riders will ride a Novice and one rider will ride an Elementary test.
- **Junior Intro Winter Dressage**, for junior individuals competing at walk and trot.
- **Junior Novice Winter Dressage**, for teams of 4 riders, with 3 scores to count and individuals (all team members are automatically in the individual competition). Two team riders will ride different Prelim tests and the other two will ride different Novice tests.

### Intermediate Winter Championships:

- **Junior Intermediate Winter Dressage**, for teams of 4 riders, with 3 scores to count, and for individuals (all team members are automatically in the individual competition). Two team riders will ride different Prelim tests and two team riders will ride different Novice tests. One Novice test will have Elementary eligibility criteria.
- **Junior Elementary Winter Dressage**, for junior individuals only.
- **Pick a Test Dressage**, for individuals, open to seniors and juniors competing at either Medium or Advanced Medium. Competitors may compete in both Medium and Advanced Medium sections. This class will be judged as one at the qualifier but may be split at the Championships if entries are sufficient.

### National Championships

- **Senior Open Dressage**, for teams of 4 riders, with 3 scores to count, and for individuals (all team members are automatically in the individual competition). All riders will ride a different test; there are 3 different Novice tests and 1 Elementary test.
- **Senior Prelim Dressage**, for teams of 4 riders, with 3 scores to count and individuals. All team riders will ride different Prelim tests, with one test having less restrictive eligibility, see CR App 1-3 for details.
- **Senior Intro Dressage**, for senior individuals competing at walk and trot.
- **Senior Pairs Dressage**, for a pair of riders to ride a test together.
- **Pick a Test Dressage**, this is a mixed class, please see the above section.
- **Junior Dressage**, for teams of 4 riders, with 3 scores to count, and for individuals (all team members are automatically in the individual competition). Three riders will ride a Prelim test and one a Novice test.
- **Junior Elementary Dressage**, for junior individuals only.

- **Junior Intro Dressage**, for junior individuals competing at walk and trot.
- **Junior Pairs Dressage**, for a pair of riders to ride a test together.

#### **Introductory Championships**

- **Senior Intro Dressage**, for teams of 4 riders, with 3 scores to count and for individuals (all team members are automatically in the individual competition). Two team riders will ride different Intro tests and the other two will ride different Prelim tests.
- **Junior Intro Dressage**, for teams of 4 riders, with 3 scores to count and for individuals (all team members are automatically in the individual competition). Two team riders will ride different Intro tests and the other two will ride different Prelim tests.
- **Mixed Intro Pairs**, for a pair of riders, Seniors and/or Juniors to ride a test together.

#### **DIRECT ENTRY:**

- **Teams of Four Dressage**, for teams of 4 riders plus one commander. All riders ride the same test together in the same arena. Open to any mix of Seniors and Juniors.

Details of the actual tests to be used at Area Qualifiers and at the Championships are in CR Appendix 1.

Direct entry classes may be added to a championship if space allows. Details will be sent out with the championship invite. Direct entry and warm up tests will be on the entry form.

#### **D1.1: ELIGIBILITY**

See CR Appendix 2 & 3

#### **D1.2: DRESS, SADDLERY & TACK**

See CR Appendices 4, 5, 6 and 7

#### **D1.3: RESULTS**

##### **Team Dressage**

Team penalties for each member of a team are calculated as in CR Appendix 11b. The penalties for best three team members will be added and the team with the lowest total score shall be winners. Team results can only be calculated when all members in each phase have been judged.

#### **D1.4: TIES**

##### **Team Dressage**

In the event of a tie for any team placing the fourth rider's score will count. Therefore, a team of only three members will be placed below a team of four, with the same score for the best three riders. In the event of further equality the collective marks for all team members shall be added together.

##### **Individuals**

In the event of a tie for individual placings the collective marks shall be added together and the rider with the highest total shall take the higher place. It is imperative that ties at area qualifiers be resolved wherever possible.

##### **Pairs Dressage**

In the event of a tie for any place the pair with the highest marks for Method of Performance will be placed highest.

#### **D1.5: AWARDS**

See CR Appendix 10

#### **D1.6: NUMBERS TO QUALIFY**

See CR Appendix 10. The number of highest placed individual riders qualifying for the Championships will be governed by the number of pre-entries and the number of arenas required.

#### **D1.7: COMMANDERS**

Dressage tests at area qualifiers may be commanded, but not at the championships except for warm-up and direct entry classes. Commanders should be courteous when multiple arenas are running and position themselves to avoid disturbing other riders. Commanders should only read out the printed text or extracts for each movement and must not use any other words or emphasis to prompt the rider.

#### **D1.8: JUDGING**

The appropriate list judge from the BD/DI Judge's Panel will be used for all area qualifiers and championships. For Dressage to Music use a relevant judge for the level of the test, two judges will be used for the DTM Championship. Where a judge of the correct standard cannot be found then a dispensation request to use a lower listed judge will need to be sent in writing to BRC. If granted the official steward must be informed by the organiser.

Intro, Preliminary, Novice, Combined Training, Horse Trials, Intro Pairs, Pairs & Novice Pairs DTM	List 1 to 6
Elementary & Open Pairs DTM	List 1 to 5
Medium & Adv. Medium	List 1 to 3

#### **D1.8.1: Entering the Arena**

No horse/pony either ridden or led may enter the arena, except when actually competing.

Entering before the signal to start or failure to start within 45 seconds following the signal to start will result in a two mark penalty per judge being awarded. Prolonged failure to enter for significantly more than 90 seconds may lead to elimination.

#### **D1.8.2: Execution of Tests**

##### **Salute**

All riders must take the reins into one hand when saluting. A whip, if carried, should be held in the rein hand whilst saluting.

##### **Movements to be performed**

All movements forming the test must be ridden in the order laid down on the test sheet.

##### **Execution of the movements**

A movement specified to be carried out at a specific point in the arena must be executed when the rider's body is at that point.

##### **Reins in both hands**

Tests must be ridden with reins in both hands, unless the test sheet specifies otherwise or in the case of a disabled rider (see G27).

##### **Transitions**

Transitions may be progressive up to and including Elementary tests unless otherwise indicated on the test sheet. At Medium level and above direct transitions are required.

##### **Sitting and Rising Trot**

For all tests up to and including Medium the trot movements may be executed sitting or rising.



**Hold of test due to adverse weather conditions**

**During adverse weather conditions or other extreme situations, the judge at C may ring the bell for the interruption of the test. The rider should return to complete the test when conditions permit. It is up to the rider whether to restart the test from the beginning or to commence from the point the adverse weather or extreme conditions occurred. In either case, the marks already given to the point at which the test was stopped will not be changed.**

**D1.8.3: Leaving the Arena**

Riders must leave the arena after the final salute at walk on a long rein at the appropriate exit. This is assumed to be at A unless riders and officials have been advised otherwise.

A horse/pony leaving the arena at any time during the test, out of control, will be eliminated. For this purpose the test begins at A and finishes when it moves off from the final salute.

A horse/pony is eliminated if, during the test, it leaves the arena when the surround is 23cm high or more. When the surround is less than 23cm and is marked by boards or similar, no marks will be given for the movement when the horse/pony places all four feet outside the arena. When the arena is marked by a line only or by intermittent boards, it is at the discretion of the judge as to the marks to be deducted.

**D1.9: SCORING****D1.9.1 Marks**

The judge will allocate from 0 to 10 marks for each numbered movement. Half marks may be used in all tests. These marks are then added together and any penalties deducted to arrive at the total score.

If more than one judge officiates then the total score awarded by each judge is calculated, the scores are then added together to give the competitor's final score.

The scale of marks being:

10: Excellent	9: Very Good	8: Good	7: Fairly Good
6: Satisfactory	5: Sufficient	4: Insufficient	3: Fairly Bad
2: Bad	1: Very Bad	0: Not Executed	

Marks 0 and 10 must be awarded when performances warrant their use. Not Executed means that no aspect of the movement was performed. Penalties for errors of course are:

First error .....	2 penalties
Second error .....	4 penalties
Third error.....	Elimination

**D1.9.2: Errors of Course**

A rider is judged to have made an error of course when they depart from the direction or pace laid down in the test sheet.

Usually the judge, having seen an error, will signal to the competitor and, if necessary, will indicate the point at which the test must be resumed and the next movement executed. In some cases although an error has occurred the judge may feel that to stop the rider would impede the fluency of the performance. In such cases the error must be noted in the remarks column and the movement marked accordingly.

If a rider makes an error in the test (i.e. salutes incorrectly) the judge will not stop the rider, but will note the error on the score sheet, the rider will be penalised for making an error of course, and penalties applied accordingly. If the combination does not enter at A in a freestyle test, two marks should be deducted.

**D1.9.3: Resistance**

Any horse/pony refusing to continue the test for a period of 20 seconds during the test shall be eliminated. Grinding teeth or a swishing tail are signs of nervousness, tenseness or resistance on the part of the horse/pony and must be taken into account by the judges in their marks for the movements concerned as well as the appropriate collective mark.

**D1.9.4: Use of Voice**

The use of the voice is prohibited and will be penalised by the loss of two marks from those that would have been awarded for the movement in which this occurred.

**D1.9.5: Outside Assistance**

Any outside assistance by voice, signs etc. is considered as assistance to a rider or to the horse/pony and as such will be penalised by elimination.

**D1.9.6: Dismounting and Falls**

If a rider dismounts after entering the arena, without an acceptable reason to the judge, no marks will be given for the movement when the rider dismounts. If a horse/pony and/or rider falls during the test the competitor will be eliminated.

**D1.9.7: Incorrect Equipment or Test**

Penalties for contravening rules will be as BD unless referenced by BRC that subsequently supersedes BD rules. At area qualifiers, where elimination occurs, if the judge, organiser and official steward agree the competitor may be allowed to enter the arena again, properly equipped, and perform the test H/C.

Points will be deducted from the final score and will not count as errors of course.

**D1.9.8: Time Allowed**

In Pairs Dressage, if competitors take more than the time allowed for the test it may have an adverse effect on the marks awarded for Artistic Merit. All other dressage tests have no time limits or time penalties.

**D1.10: JUDGES**

On the day of the competition, the appointed judge(s) should refrain from any training activity relating to the competitors whom they are judging. No rider who has qualified may judge the same class in any area during the same competition year. See also G26.

**D1.11: ARENAS**

All dressage tests shall be ridden in a standard 20m by 40m arena unless the test states otherwise. All arenas shall be set up on as level ground as possible and shall be adequately separated from each other and from other sources of distraction. Adjacent arenas should be a minimum of 5m apart and preferably 10m. It is the ultimate responsibility of the judge to check that the arena is satisfactory and to have it modified if necessary. Organisers must comply with all reasonable requests from judges in relation to arenas.

**D1.12: INTERPRETATION OF DRESSAGE SHEETS**

Notes on the interpretation of dressage sheets, and definitions of paces and movements are given in the current BD Rule Book. BRC rules have precedence over any information given on a dressage sheet for the test in question where there is conflict. Competitors may be given their judging sheets on the completion of their section at the discretion of the scorers.

Judges' marking sheets with remarks, duly signed by the judge, must be treated as confidential until given to the competitor when they then become their property.

## D2: TEAMS OF FOUR DRESSAGE

*This is for junior and/or teams (can be mixed) with all four riders performing the team test in a 20m x 60m arena at the same time.*

### D2.1: ELIGIBILITY

See CR Appendix 2 & 3

### D2.2: NUMBERS TO QUALIFY

There will be no area qualifier for this competition – it is direct entry to the BRC office. Entry forms are available on the BRC website. **Teams are to be made up of either four juniors, four seniors or a mix of juniors and seniors plus a commander. Two reserves will be permitted.**

### D2.3: SADDLERY & TACK

See CR Appendices 5, 6 and 7

All horses should be in similar tack. Bridles should all be snaffle bridles. Manes should be plaited and tails pulled or plaited in the same manner, except for Native Breeds and Arabs. A neat, polished appearance is essential.

### D2.4 DRESS

See CR Appendix 4

### D2.5: COMMANDERS

Tests must be commanded. All commanders must be in riding dress, see CR Appendix 4. Commanders should be courteous when multiple arenas are running and position themselves to avoid disturbing other riders.

### D2.6: JUDGING

Two judges are required for the championships.

#### D2.6.1: TEST

All teams will ride BRC Team of Four (2022)

### D2.7: RESULTS

The team with the highest marks will be placed first. If a team starts with three riders instead of four then the scorer (not the judges) will reduce the total score by  $\frac{1}{4}$ .

### D2.8: TIES

In the event of a tie for any place, the team with the highest mark for discipline shall be placed highest.

### D2.9: AWARDS

See CR Appendix 10

### D2.10: GENERAL POINTS

The test may be ridden in sitting or rising trot. Quiet and smooth aid application is essential and tactful control if a horse is disobedient. The whole team should work as one and should be aware of other riders and horses. Spacing is essential and distances must be maintained. A close working team looks more professional and polished. Safety is also a factor to be taken into consideration. The choice of leading file and rear file is paramount, as the judges' eyes tend to be drawn in those directions. Also the leading file dictates the tempo of the paces and must be aware of the needs of the other team members.

## D3: RIDING TEST

The Riding Test competitions are open to both junior and senior riders, teams to consist of four members. Junior Riding Test team members will all ride the same Prelim test. Two senior Riding Test team members will each ride the same Prelim test and the other two team members will ride the Novice test. Details of the tests to be ridden are at CR Appendix 1. All Riding Tests will be undertaken in a 20m x 40m arena.

Riding Test will be run under dressage rules set out in section D1 unless superseded in this section.

### D3.1: ELIGIBILITY

See CR Appendix 2 & 3

### D3.4: DRESS, SADDLERY & TACK

See CR Appendices 4, 5, 6 and 7

### D3.5: COMMANDERS

Dressage tests at area qualifiers may be commanded, but not at the championships. Commanders should be courteous when multiple arenas are running and position themselves to avoid disturbing other riders. Commanders should only read out the printed text or extracts for each movement and must not use any other words or emphasis to prompt the rider.

### D3.6: JUDGING

Judges at area qualifiers and championships should be a current Accredited Professional Coach with BHS Stage 3 Coach in Complete Horsemanship or above. A BD Judge may be used, but will need to be provided with a judging guidelines obtained from BRC. This test is to be judged as a test of competence of the rider and their influence on the pony or horse. The rider should sit in a correct position and should be able to understand and apply the aids correctly for each pace and movement. It shall not be judged as a dressage test.

All rules appertaining to entering and leaving the arena, execution of tests, dismounting, falls of horse/pony or rider resistances, outside assistance errors of course etc. are the same as for dressage tests, see Rules D1.8, D1.9 and D1.11.

### D3.7: SCORING

The judge will allocate from 0 to 10 marks for each of the following: Influence of the Rider, Effectiveness of the Rider, Rider's Position, Harmony and Accuracy. Half marks may also be given. These marks are then added together and any penalties deducted to arrive at the total score.

The scale of marks being:

10: Excellent	9: Very Good	8: Good	7: Fairly Good
6: Satisfactory	5: Sufficient	4: Insufficient	3: Fairly Bad
2: Bad	1: Very Bad	0: Not Executed	

Penalties for errors of course are:

First error.....	2 penalties
Second error .....	4 penalties
Third error .....	Elimination

**D3.8: NUMBERS TO QUALIFY**

See CR Appendix 10. The number of highest placed individual riders qualifying for the Championships will be governed by the number of arenas required (see Rule G8.3).

**D3.9: RESULTS**

In calculating the team total, the best three scores will count. The team penalties for each member of a team are calculated as in CR Appendix 11b. The team penalties for best three team members will be added and the team with the lowest total score shall be the winners. Team results can therefore only be calculated when all team members in each phase have been judged.

**D3.10: TIES****Teams**

In the event of a tie for any team placing the fourth rider's score will count. Therefore, a team of only three members will be placed below a team of four members, with the same score for the best three riders. In the event of further equality the total Rider's Influence, Effectiveness, Position and Harmony marks will be considered in turn to resolve the tie. The scores of any riders who are not in teams must be disregarded.

**Individuals**

In the event of a tie for individual placings the Rider's influence, Effectiveness, Position and Harmony marks will be considered in turn to resolve the tie.

It is imperative that ties at area qualifiers be resolved wherever possible.

**D3.11 AWARDS**

See CR Appendix 10

**D4: DRESSAGE TO MUSIC**

BRC Dressage to Music classes are as follows:

- **Senior Novice Dressage to Music**, for senior individuals, will be split into two sections. See CR Appendix 2 and 3 for more details on the sections.
- **Senior Prelim Dressage to Music**, for senior individuals.
- **Junior Prelim Dressage to Music**, for junior individuals.
- **Junior Novice Dressage to Music**, for junior individuals.
- **Novice Pairs Dressage to Music**, for a pair of riders made up of any combination of senior and junior members competing at Novice level.
- **Open Pairs Dressage to Music**, for a pair of riders made up of any combination of senior and junior members using an Elementary level test.
- **Elementary Dressage to Music**, mixed class for senior and junior individuals.
- **Pick a Test Dressage to Music**, mixed class for senior and junior individuals competing at Medium and/or Advanced Medium, this class will be judged as one at the qualifier but may be split at the Championship if entries are sufficient.

Horses will only be permitted to compete in two individual championship classes (direct entry, warm up classes and pairs not included). Competitors that qualify the same horse in three individual championship classes will be required to choose which classes they will contest at the Championship. This must be declared to the Official Steward on the day of the area qualifier.

In the pairs dressage to music the horses and riders will be expected to ride together, side by side, for at least 80% of the test.

Dressage to Music will be run under dressage rules set out in section D1 unless superseded in this section.

**D4.1: Eligibility**

See CR Appendix 2 & 3

**D4.2: Results**

The winners are the competitor or pair with the highest percentage mark.

**D4.3: Ties**

In the event of a tie for any place the competitor or pair with the highest mark(s) for Artistic Merit will be placed highest.

**D4.4: Time Allowed**

In Advanced Medium, Medium, Elementary and Pairs Dressage to Music the time allowed is 4½ to 5 minutes. In Novice and Prelim Dressage to Music the time allowed is 4 to 5 minutes. All DTM tests are timed from the first halt to the final halt.

If in Pairs Dressage competitors take more than the time allowed for the test it may have an adverse effect on the marks awarded for Artistic Merit.

All Dressage to Music tests will be executed in a 20m x 60m arena at the championships. At area qualifiers either 20m x 40m or 20m x 60m arenas may be used for any test.

#### D4.5 The Music

**For the championships, the music must be submitted digitally before the event.** For qualifiers, this will be at the organiser's discretion. Where a CD or USB is used the rider's name, competitor number, horse's name and club should be clearly marked on the container.

It is strongly recommended that each rider has a CD or USB copy as spare at the event as backup.

If the music fails in the beginning, the rider will be stopped and the backup will be used. If the music fails at any other time, the rider must keep going unless the judge at C signals for the rider to stop.

It is very important that a definite signal to start is given. No more than 20 seconds of introductory music may be played before the entry at A.

All competitors in DTM competitions must be current club members of BD unless in a pair where only one person needs to be a club member. Competitors will then need to fill out the relevant licence form and return to BD. This allows you to use any music from the record labels listed on the Phonographic Performance Ltd (PPL) repertoire list. Tracks not listed cannot be used. It is the rider's responsibility to ensure they hold the relevant licence and PPL stickers before competing.

The test executed at the Championships, along with the music used should fundamentally be the same as that which was ridden at the qualifier.

#### D4.6: Judges

No judge should judge Dressage to Music competitions if they have assisted in the making of the music used in the competition.

#### Q: QUADRILLE

The Quadrille is a display of horsemanship that tells a story, set to music with a team of four riders wearing costume. The display need not necessarily be based on pure dressage movements, and the widest latitude is allowed in designing the patterns.

All riders must play an active part but one or two may show some movements not undertaken by the full team.

The Quadrille Championship will consist of a Selection Trial at the Dressage to Music Championships and a Final. The Quadrille is open to senior and juniors. The teams may be made up of any combination of rider age i.e. one senior and three juniors or vice versa; four juniors or seniors; two juniors and two seniors.

#### Q1: ELIGIBILITY OF RIDERS

Only one rider per team may have been placed first, second or third in a dressage competition held under FEI Rules.

#### Q2: ENTRIES

Entries will be limited to a total of sixteen teams and will be accepted on a first come first served basis. In the event of over subscription, a wait list will be held. A minimum number of entries will be required in order for the competition to take place. If at the close of entry, the minimum number is not met, unfortunately the competition will be cancelled.

Entries are to be made online and open midday on 28 January and close on the 18 February or when entries are full. All team and theme details must be submitted no later than 21 days before the Selection Trial.

***Entries are to be made online and open midday on 4 April and close on the 25 April or when entries are full. All team and theme details must be submitted no later than 21 days before the Championship.***

#### Q3: NUMBERS TO QUALIFY

Four teams will be selected to compete at the final. Only two members of the original team may be substituted with a reserve. If a selected team cannot then make it to the final then the next placed team will be invited.

#### Q4: THE COMPETITION

Each team will be required to perform a Quadrille, no jump or caveletti may be used. The movements will be designed by the team. All three paces (walk, trot and canter) must be clearly shown on both reins by all horses. Acrobatic movements such as standing on the horse are not permitted. Provided that all competitors are mounted for both salutes, a competitor may dismount as part of the performance.

#### Q4.1: Size of the Arena

The Quadrille must be performed within an Arena of 20m x 60m and must be designed on the basis that the entrance will be at A. The 'field of play' includes any area around the arena that may be used with entrance music i.e. the entire indoor arena from the entrance door/collecting ring.

#### Q4.2: Time Allowed

The maximum time allowed will be five minutes from the form up and salute at the beginning to the finish and salute at the end. The time allowed for the entrance music is 60 seconds, this will be timed from the moment the first horse enters the arena. Music may also be played as the team leaves the arena, again 60 seconds will be allowed. Teams will be severely penalised for going over the allotted time.



**Q4.3: Props**

Props may be carried in by the team and placed on the floor within the arena as part of the routine but may not be placed there prior to the introduction. Any props used in this manner must also be removed by the team prior to the final exit. No Pyrotechnics or smoke effects are permitted.

**Q4.4: The Script**

A script of no more than 100 words describing the Quadrille must be sent to the BRC Office, to arrive 21 days before the competition date so that it can be distributed to officials. The script may be read out either before the team enter the arena or during their warm-up lap, at the discretion of the commentator.

**Q4.5: The Music and Theme**

***Music must be submitted digitally before the competition.***

One competitor in each Quadrille team must be a current club member of BD. The competitors will then need to fill out the relevant licence form and return to BD. This allows you to use any music from the record labels listed on the Phonographic Performance Ltd (PPL) repertoire list. Tracks not listed cannot be used. It is the rider's responsibility to ensure they hold the relevant licence and PPL stickers before competing.

When choosing the theme of the Quadrille please be aware that when you are depicting a film/play and using the music along with costumes relating to that film/play, that the team will be required to seek permission from the licence owner. For example: Depicting a Disney film and dressing as the characters or using Abba Music and portraying the film Mamma Mia will require the relevant permissions.

Please note that some licence permissions may be difficult to obtain. It is the team's responsibility to comply and find the relevant licensing company. BRC will carry out spot checks to ensure compliance.

**Q4.6: The Costume**

Riders may wear modern or period costumes. Judges may inspect linings of jackets, skirts etc. Service dress, Period, or military costumes should look authentic throughout, including footwear, hats, wigs, gloves etc. However, dress spurs will not be permitted. Hats must comply with the BRC accepted standards listed in G22.2 and must be correctly tagged. Any costumes or decoration added to riders' hats must be made of soft materials which will not impact on the hat's safety performance, and they must not be permanently fixed to the hat with glue, screws or other fixings. Suitable riding footwear must be worn.

Horses' costumes must not affect their wellbeing in any way. This includes the horse becoming increasingly hot throughout the performance.

**Q4.7: Fall of Rider**

If a rider falls after entering the arena at A, the team will incur elimination.

**Q5: SELECTORS, JUDGES & JUDGING**

***The Quadrille will be held and judged as one competition at the Dressage to Music and Introductory Championships by 3 judges. All Judges will judge both parts of the competition, the turnout and the display. Unless otherwise stated, all salutes should be made facing C to the President of the Jury.***

**Part 1: Turnout (maximum of 20 marks)**

This section includes:

- appearance of costume,
- accuracy of theme,
- fitting of saddlery (side saddles are allowed and all tack must be safe and fitted correctly,

- tack need not be identical on all team horses). (Judges will be asked to heavily penalise any item of tack that is poorly fitted),
- overall turnout of horses.

To be judged in a short inspection before the display in the arena, this may be in the collecting ring.

**Part 2: Content and Display (maximum of 40 marks)**

This section includes:

- the choice and pattern of the movements in the display,
- the skill and ingenuity with which they are linked,
- the ability of all horses to carry out the movements,
- freedom and regularity of paces (all three paces must be clearly shown on both reins by all horses) – see also G24.1,
- the standard of riding.

**Part 3: General Artistic Impression (maximum of 60 marks)**

This section encompasses:

- the Quadrille as a whole – as a display of horsemanship,
- the music – its suitability and fitting into the theme,
- the entertainment value.

Marks will be awarded as above and will be available on the score boards at the selection trials. Score sheets will be available to collect at the selection trial and the final.

**Q6: RESULTS**

The winners are the team with the highest total score. In the event of a tie, the team with the highest General Artistic Impression will be placed the highest.

## SJ1: SHOW JUMPING

BRC organises several different show jumping competitions for both senior and junior riders.

- **70 Winter and Summer Show Jumping for senior and junior teams of four riders and individuals.**
- **80 Winter and Summer Show Jumping** for senior and junior teams of four riders only, and individuals.
- **Open 80 Winter and Summer, this is a mixed class for senior and junior individuals.**
- **90 Winter and Summer Show Jumping** for senior teams and junior teams of four riders and individuals.
- **100 Winter and Summer Show Jumping**, this is a mixed class open to senior and junior teams and individuals, teams may be any combination of senior and/or junior.
- **110 Winter and Summer Show Jumping**, this is a mixed class open to senior and junior teams and individuals, teams may be any combination of senior and/or junior.

### SJ1.0.1: QUALIFIER FORMAT

*Qualifiers may run in a variety of different formats at the areas discretion, in accordance with the Official Steward. The format must be available to all competitors and relayed in the schedule. Where a format changes in the run up to the qualifier then all team managers must be informed. Reasons for changing the format could be due to weather and or numbers entered.*

*The format may be as follows:*

- **Option 1 - 1 round following straight onto a jump-off, with all competitors going forward to the jump-off section.**
- **Option 2 - 2 rounds with a jump-off following straight on from the second round, with all competitors going forward to the jump-off section.**
- **Option 3 - 2 rounds with a jump-off following straight on from the second round, with only competitors who are double clear move onto the jump-off section. Teams may then either have a separate jump-off or the second-round times will be used to resolve ties.**
- **Option 4 - 2 rounds followed by a separate jump-off for teams and/or individuals. A separate jump-off may be used or placings can be determined by second round times instead of jump-off.**

### Championship Format

*The championships will run over 2 rounds. There will be team and individual jump offs. Individual competitors who are double clear will continue without stopping to a jump off section on completion of their second round, those with faults will hear the bell and they will need to leave the arena immediately. In the event of there being no individuals who are double clear then the placings will be decided on the times from the second round. Teams who are tied on faults for first place will jump-off separately after all competitors have completed the second round.*

### SJ1.1: ELIGIBILITY

See CR Appendix 2 & 3

### SJ1.2: NUMBERS TO QUALIFY

See CR Appendix 10

### SJ1.3: DRESS, SADDLERY & TACK

See CR Appendices 4, 5, and 6

### SJ1.4: THE COURSE

The course will consist of a designated number of obstacles (see CR Appendix 8) that are to

BS/ SJA1 standard or above. A proportion of the fences should be built with fillers (brushes, walls etc.). The top pole of any fence must be wooden.

The maximum height of first round obstacles in Area competitions and at Championships is found in CR Appendix 8c. Should the exact heights specified in CR Appendix 8c not be achieved a 5cm tolerance on the maximum dimensions may be employed as a result of material used for construction and/or by position of the obstacle.

*The course will be determined by the format used at the event. Courses that have no jump-off or second round should start off at the minimum height found in CR Appendix 8c and then by the final few fences at the end of the course should be, where applicable and at the course builders discretion, a maximum of 10cms higher than the minimum height. Where no jump-off is used, a number of fences towards the end of the course should be set at a minimum of 5 cms higher than the minimum height. Qualifier courses should ensure that a fair test is presented to competitors taking into consideration the format used at the Championships and the heights required when jumping in the jump-off.*

*The number of fences should be equally split between the two parts and where possible both sections should contain a double, this could be the same as the first part of the course so fences could be jumped twice provided they are jumped in the correct direction for the fences and it is safe to do so. Where it is not possible to have a double in both sections it should be in the first part of the course.*

Judges and course builders are reminded that although it is not necessary for fences to be set at maximum height or spread for qualifiers, courses will be built to height for Championships.

Safety cups, to FEI standard, must be used on the back and centre of spread fences. Safety cups must also be used on practice fences.

### SJ1.5: WALKING THE COURSE

All competitors may be allowed to walk the course dismounted before the start of the competition. Competitors are allowed to walk the second round or jump-off course only if the track has been substantially altered by the re-siting of fences. If, after walking the course, a rider considers any aspect of the course contravenes the rules then they must make representation to the official steward. If the competitor is unable to obtain satisfaction they can then lodge a formal protest in accordance with G14.

### SJ1.6 ORDER OF JUMPING

At the championships the first member of each team will jump first followed by the second member and so on, whole teams will not jump in succession. The same system is recommended at area qualifiers, but it may be varied at the discretion of the organiser with the agreement of the Official Steward.

### SJ1.7 TIME ALLOWED & TIME LIMIT

The distance of the measured course is divided by the optimum speed for all competitions (325mpm) to assess the time allowed. The time limit is twice the time allowed, exceeding this will incur elimination.

### SJ1.8 RESULTS & TIES

#### SJ1.8.1: Teams

##### Option 1

*The best three total scores will count for the team total.*

##### Option 2

*Each team will jump two rounds (with the second round being split into two parts –*

part one being the second round and part two will be the jump-off). The team scores in the first round and part one of the second round will be added together, with the best three scores counting for the team total. If a team member is eliminated or gains in excess of 24 jumping penalties in the first round they are not permitted to compete in the second round.

#### Option 3

Each team member will jump both rounds with the best three scores to count in each round for the team total. If a team member is eliminated or gains in excess of 24 jumping penalties in the first round, they are not permitted to compete in the second round.

#### Option 4

Each team will jump two rounds with the best three scores to count in each round for a team total. The team scores in both the rounds will be added together, with the best three scores counting for the team total. If a team member is eliminated or gains in excess of 24 jumping penalties in the first round, they are not permitted to compete in the second round.

#### Championship

Each team will jump two rounds with the best three scores to count in each round for a team total. The team scores in both the rounds will be added together, with the best three scores counting for the team total. If a team member is eliminated or gains in excess of 24 jumping penalties in the first round, they are not permitted to compete in the second round.

#### SJ1.8.2: Individuals

##### Option 1

The lowest total score will determine the individual results.

##### Option 2

Competitor's scores in the team competition will also count as their individual score. Individuals will jump two rounds (with the second round being split into two parts – part one being the second round and part two will be the jump-off). The individual score is the first round and part one of the second round added together.

##### Option 3

The score of both rounds will be added together, with the lowest number of penalties determining the placings.

##### Option 4

The score of both rounds will be added together, with the lowest number of penalties determining the placings.

#### Championship

The score of both rounds will be added together, with the lowest number of penalties determining the placings.

#### SJ1.8.3: Ties of Teams

##### Option 1

Where equality exists the penalties and time (in that order) in the jump-off section of the course will be used to determine placings, If equality still exists the score of the fourth rider's penalties and time will be used.

##### Option 2

Where equality exists the penalties of part two of the second round (jump-off) will be

used to determine placings at first instance followed by the timing.

At the discretion of the area, second round times may be used to split teams where equality exists.

#### Option 3

Where equality exists ties will either be resolved by the second round times or a separate jump-off. If equality still exists the score of the fourth rider's penalties and time will be used.

#### Option 4

Where equality exists ties will either be resolved by the second round times or a separate jump-off. If equality still exists the score of the fourth rider's penalties and time will be used.

#### Championship

Where equality exists ties will be resolved by a separate jump-off.

#### SJ1.8.4: Ties of Individuals

##### Option 1

Where equality exists the penalties and time (in that order) in the jump-off section of the course will be used to determine placings.

##### Option 2

Where equality exists the penalties of part two (jump-off) of the second round will be used to determine placings at first instances followed by the timing.

##### Option 3

The score from the first round and the first part of the second round will be added together. Double clear ties will be resolved using the jump-off section of the second round. Ties for lower placings will be resolved using the first part of the second-round times.

##### Option 4

Where equality exists ties will either be resolved by the second-round times or a separate jump-off.

#### Championship

Where equality exists the jump-off will determine placings for double clears with second round times being used to resolve lower placings. If there are no double clears, then the second round timings will be used to determine placings.

#### SJ1.9: AWARDS

See CR Appendix 10.

#### SJ1.10: COURSE INFORMATION

##### SJ1.10.1: Course Plan

A course plan showing the course track, time allowed, time limit and jump off course must be displayed in the collecting ring at least 30 minutes before the start of the competition. An identical plan must be provided to the judge(s). A dotted line on the plan indicates an optional track that may be followed or left without penalty. A full line indicates a mandatory track that must be followed. The start and finish must also be displayed on the course plan.

##### SJ1.10.2: Start & Finish

The start and finish line must be a minimum of 6m and a maximum of 25m from the first/last

fence. The start and finish lines must be defined by two flags or markers.

#### **SJ1.10.3 Measuring the Course**

The course must be measured by following the track that would be taken by a careful rider who would not wish to take chances by cutting corners. The jump-off course(s) must be separately measured in the same way.

#### **SJ1.10.4: Checking the Course**

It is the responsibility of the judge to check the course before the start of the competition and inspect all fences. Should they consider that any alteration is necessary they should instruct the course builder accordingly.

#### **SJ1.10.5: Representations**

If a competitor makes representations about the course they must make them to the Official Steward, who should consult with the course builder and judge to decide if any alteration is necessary. If any alterations are made all competitors must be informed and the course plans amended.

#### **SJ1.10.6: Course Incorrectly Erected**

If, once the signal to start is given, a competitor jumps the course as set their score is valid even though one or more fences may have been incorrectly erected.

#### **SJ1.10.7: Re-siting Of Fences**

Fences may be re-sited or removed during a competition if, in the opinion of the judge/official steward, a deterioration in the going or other special circumstances necessitates such action. Fences, which cannot be re-sited, such as a water jump, ditches or other permanent fences, must be taken out of the course. If removed the scores of all competitors penalised at such fences must be adjusted by cancelling the faults and time penalties incurred. All eliminations will still stand.

#### **SJ1.10.8: Practice Fences**

There must be a minimum of two practice fences in the collecting ring, one upright and one spread. All fences must be capable of being knocked down in the normal manner and must not be fixed, jammed or positioned in a manner that prevents them from falling.

One pole may be laid flat on the ground at the ground line or up to 1m from the ground line but parallel to the fence on the take-off side. At least one end of a pole or plank must be supported by a standard cup.

Sloping poles are permitted on vertical obstacles and may be placed on the front element only of spreads providing that the top end is not placed higher than the horizontal pole. Unsupported ends of sloping poles must rest at or in front of the ground line. Alternate sloping poles (i.e. Swedish Oxer, St Andrews Cross) are not allowed.

Practice fences must be flagged in order that they are jumped in one direction only. Red flags on the right, white flags on the left. False ground lines are not allowed. The height and spreads of practice fences must not exceed the maximum dimensions allowed for the competition in progress.

No pole or other articles of any kind are to be held by hand for the horse/pony to jump.

#### **SJ1.10.9: Timing**

Automatic timing equipment should be used in all competitions wherever possible. In addition the judge must operate a stopwatch. If electronic timing is not used at least two timekeepers with stopwatches shall be used.

If the judge considers that the course may have been incorrectly measured thus affecting the time allowed they may alter the time allowed. No competitor or other person has the right to

demand the re-measurement of the course or alteration of the time allowed.

The clock should be started immediately as the competitor crosses the start line in the correct direction and is stopped immediately as the competitor crosses the finish line having jumped all fences. The clock may also be stopped and restarted under certain circumstances during the round. The period when the clock is stopped is known as "interrupted time". The competitor's time for the round is the elapsed time from starting to finishing minus interrupted time (if any) plus time penalties (if any). Every second commenced after the time allowed has elapsed will incur one time penalty.

#### **SJ1.10.10: Entering the Arena**

Competitors are only allowed to enter the arena in the following circumstances:

- to walk the course dismounted
- when called to commence their round
- when called to parade before or after a competition for ceremonial, prize giving etc.
- publicity or other special purposes
- to lead another competitor into the arena
- to render authorised assistance
- with special permission of the judge.

Infringement of this rule may incur elimination at the discretion of the judge.

Competitors must enter the arena within one minute of being called to commence their round; failure to do so may incur elimination at the discretion of the judge. They must enter mounted and via the designated entrance, again failure to do so may incur elimination at the discretion of the judge. Competitors may be led into the arena by an assistant who may be mounted or on foot; the assistant must leave the arena immediately once the competitor is inside.

#### **SJ1.10.11: Ringing the Bell**

The arena bell is rung in the following circumstances:

- to instruct competitors walking the course to leave the arena
- to start a competitor's round
- to stop a competitor after a refusal has disturbed a fence
- to stop a competitor if a fence is blown down or not re-erected in time
- to signal a competitor to re-commence a round
- to signify fall of a rider
- to eliminate a competitor
- to disqualify a competitor
- to retire a competitor.

If a competitor ignores the bell during their round and continues then the judge must decide if to eliminate them or not. If the competitor is not eliminated for ignoring the bell all faults and penalties incurred will be included in their score.

#### **SJ1.10.12: Commencing the Round**

Indoor Competitions: The starting line may be crossed and re-crossed while waiting for the starting bell without penalty, but, crossing the start line before the bell and attempting to jump the first fence will incur elimination.

Outdoor Competitions: Crossing the start line before the bell incurs elimination. Crossing the start line in the wrong direction is not penalised providing it is subsequently re-crossed before attempting the first fence in the direction of the course plan.

The round commences when, following the bell, the competitor first crosses the starting line in the direction of the course plan.



Failure to commence the round within 45 seconds of the bell may incur elimination at the discretion of the judge.

**The jump-off section of the second round follows straight on from the first part of the course and the competitor does not wait for the bell.**

#### **SJ1.10.13: Jumping the Wrong Course**

Jumping a fence in the wrong order or in the wrong direction as indicated on the course plan will incur elimination.

Jumping a fence, which does not form part of the course whether before starting, after finishing or during a round, incurs elimination. The only exception is, in indoor competitions, if after crossing the finish line the competitor jumps an additional fence which is sited within 10m of the finish it is not penalised. The term fence includes passing over the site of a fence which has been knocked down or demolished.

#### **SJ1.10.14: Failing to Jump Within 45 Seconds**

Any competitor who fails to jump their next fence on the course within 45 seconds, excluding interrupted time, incurs elimination.

#### **SJ1.10.15: Outside Assistance**

Any time after the signal to start has been given any outside assistance to a competitor, whether solicited or not, which in the judge's opinion might improve the competitor's performance, incurs elimination at the judge's discretion. **A discretionary up to 25 penalties or elimination will be given by an Official Steward at a competition for outside assistance if they deem appropriate.**

#### **SJ1.10.16: Stopping Voluntarily**

A competitor who decides that they cannot continue their round because the course is obstructed or because a fence is incorrectly erected may stop voluntarily and signal to the judge by pointing clearly with their whip or hand at the obstruction, or fence concerned. The bell will be rung and the obstruction, if any, will be removed and/or the fence will be checked and if necessary re-erected. The competitor will not be penalised unless the judge decides that the course was not obstructed or that the fence was correctly erected, in which case the competitor will be penalised as for a disobedience.

A competitor who is stopped by a judge or who stops voluntarily in accordance with the above must not continue with their round until the bell is rung again. Continuing before the bell and/or continuing from a point nearer to the next fence or the finishing line than the point at which they pulled up incurs elimination. Circling after the bell to continue has rung constitutes disobedience and is penalised accordingly.

#### **SJ1.10.17: Stopping & Restarting the Clock**

The clock is stopped when the competitor pulls up and is restarted when the bell is rung to instruct the competitor to continue. When the clock is stopped the normal rules for interrupted time apply. When a competitor stops voluntarily (SJ1.10.16) the judge may deduct up to 6 seconds from a competitor's time to compensate for any delay in stopping the clock.

#### **SJ1.10.18: Restarting the Whole Course**

Only in very exceptional circumstances (i.e. the failure of both automatic timing and stopwatches) will a competitor who has been stopped be allowed or required to start the whole course again. In such circumstances they will start the whole course again, any faults incurred prior to being stopped will be discounted.

A competitor who has completed the course against the clock and who is required to restart because the timing has failed may elect not to do so and in this instance they will be placed immediately below a competitor with whom they would have been placed equal on faults alone.

#### **SJ1.10.19: Finishing the Course**

To complete the course, the competitor must cross the finish line mounted and in the correct direction. Failure to do so incurs elimination. Passing outside the finish line markers is penalised as a run out (see SJ1.11.7) and the competitor must return to finish correctly if not eliminated for a third disobedience. If the competitor passes outside the finish line markers and in doing so displaces a flag or marker will incur a 6 second time penalty.

#### **SJ1.10.20: Leaving the Arena**

Having completed the course competitors must leave the arena mounted and by the designated exit. Failure to do so incurs elimination, except in cases of injury to horse/pony and/or rider. A competitor and/or horse/pony that leaves the arena before the completion of the round, including prior to starting, will be eliminated.

#### **SJ1.11: SCORING**

##### **SJ1.11.1: Jumping and Timing Penalties**

Jumping faults will be incurred as follows:

Knocking down any part of an obstacle including the wing .....	4 faults
First disobedience on the whole course .....	4 faults
Second disobedience on the whole course .....	8 faults
Third disobedience on the whole course .....	Elimination
Fall of rider on the whole course .....	Elimination
Fall of horse .....	Elimination
Every second commenced over the time allowed.....	1 time penalty
Over 24 jumping penalties.....	Compulsory Retirement

##### **SJ1.11.2: Elimination**

Elimination is a penalty for infringing specific rules as summarised below, it is not a punishment or sanction and does not necessarily preclude a competitor/team from being placed or from qualifying for further competitions. Unless otherwise stated in the competition schedule.

All eliminated competitors/teams are placed equal in the round or jump-off in which the elimination occurs immediately below competitors who completed the round or jump-off but, above competitors who retired.

An eliminated competitor must leave the arena and take no further part in the arena. Before leaving the arena after elimination for a refusal or run-out the competitor may take two attempts to jump a fence that they have already jumped, in the correct direction.

If a competitor is eliminated (except for technical eliminations) in the first round they may not proceed onto the second round.

##### **SJ1.11.2.1: Technical Eliminations**

For individuals:

If an individual is eliminated for any reason including technical eliminations and compulsory retirements they cannot continue onto the second round.

For teams:

Starting before the bell – Technical elimination – permitted to continue on the course as long as it is safe to do so (i.e. arena party not still putting up one of the fences etc.) – permitted to continue onto second round provided not eliminated. Jumping the wrong course – Technical elimination – permitted to finish the course - permitted to continue onto second round provided do not gain any of the eliminations from above and are able to complete the course. Exceeding the time limit will incur technical elimination – permitted to continue onto second round provided have not exceeded 24 jumping penalties.

**SJ1.11.3: Mandatory Elimination**

- exceeding the time limit (except for exemptions is SJ1.11.2.1),
- third disobedience during the round,
- failure to re-attempt a fence after a run-out,
- fall of rider and/or horse/pony after entering the arena and before completing the course,
- crossing the starting line before the bell,
- after being stopped by the judge, or stopping voluntarily, continuing the round before bell and/or from a point nearer the next fence or finish,
- re-attempting a fence, which has been disturbed, before the bell,
- failing to re-attempt a fence following a first or second disobedience,
- failure to re-attempt all fences in an open combination or leaving a closed combination by the wrong route,
- jumping a fence in the wrong order or wrong direction (see SJ1.11.2.1 for exemption)
- jumping a fence that is not part of the course (but see SJ1.10.13),
- failing to jump a fence within 45 seconds,
- knocking the timing equipment,
- incorrectly leaving the arena,
- failing to cross the finish line mounted,
- failing to leave the arena mounted and by the designated exit, unless injured.

**SJ1.11.4: Elimination at Judges Discretion**

- unauthorised access to the arena,
- failure to enter the arena mounted and through the designated entrance,
- failure to enter the arena within 60 seconds of being called,
- failure to commence the round within 45 seconds,
- ignoring the bell when required to stop a round,
- receiving outside assistance.

**SJ1.11.5: Retiring**

A competitor who has started their round may retire without completing the course for any of the following reasons:

- safety,
- fitness of horse/pony or rider,
- failure of saddlery or equipment,
- severity of the fences,
- deterioration of the going,
- when they have no chance of winning a prize.

A competitor who decides to retire must signal their intention to the judge by raising their whip or hand.

**SJ1.11.6: Knock Downs**

A fence is considered to have been knocked down when, through the fault of horse/pony or rider:

- the whole or any part of it is lowered, even if the part that falls does not actually touch the ground,
- at least one end no longer rests on a cup,
- any item, including wing or support intended to maintain stability of the fence and forming an integral part of it falls,
- the pillars or wings of a wall placed outside the flags (if used) falls.

When a fence, or part of the fence, is composed of several elements placed on top of one another in the same vertical plane, the knock down of the top element alone is penalised. A lower element is not deemed to be in the same vertical plane if the centre of the top element, when seen from the side, lies beyond the centre of the lower element in the direction of jumping.

Penalties for a knock down are only incurred in respect of fences which are knocked down as a direct result of being jumped in the correct order and providing the fence has started to fall before the competitor crosses the finish line.

Touches and displacements, in whatever direction, do not count. If the judge is in doubt they should give the benefit of the doubt to the competitor. A competitor cannot be penalised for more than one knock down per attempt no matter how much of the fence is knocked down.

**SJ1.11.7: Disobediences**

The following are considered as disobediences and are penalised as such:

- a corrected deviation from the course,
- a refusal,
- a run-out (including jumping the wing),
- a resistance (including a halt),
- circles,
- passing outside the flags or markers of the finishing line.

The first disobedience incurs 4 faults, the second 8 faults and a third elimination. A refusal with a knockdown anywhere on the course incurs a 6 second time penalty.

Disobediences during interrupted time are not penalised. The

following are NOT considered disobediences:

- circling after a disobedience or failing to re-position to re-attempt the fence.
- approaching a fence at an angle and/or turning sharply to attempt it without going past it.

**Refusal**

It is a refusal when a horse/pony stops or fails to take off at a fence, whether or not the fence is knocked down or displaced or when stopping, the horse/pony slides through a fence and knocks it down.

It is not a refusal when a horse/pony stops in front of a fence without knocking it down and immediately does a standing jump over the fence. It is for the judge to decide if a refusal has occurred and if so to ring the bell and stop the clock. If the bell is not rung the competitor must continue having been penalised for a knock down only.

**Run-out**

It is a run-out when the horse/pony or part of the horse/pony passes to one side of a fence to be jumped and in doing so crosses an extended line of the fence's ground line the horse/pony jumps the wing of the fence, whether or not the wing is knocked down.

Following a run-out the rider must return and attempt the fence again, failure to do so incurs elimination.

**Resistance**

It is a resistance when a horse/pony, for whatever reason, ceases to go forward, halts, rears, turns on the spot or steps back, even if this occurs as a result of a deliberate action by the rider halting to adjust saddlery. Uninterrupted resistances are penalised as a single disobedience but, if after retaking the track the horse/pony resists again this is then penalised separately.

**Circle**

It is a circle if the competitor deviates from the planned course and in doing so crosses their previous track.

**SJ1.11.8: Falls**

**See G28.** A horse/pony is considered to have fallen when the shoulder and quarters on the same side touch the ground or touch a fence and ground simultaneously.

A rider is considered to have fallen when there is involuntary separation between them and their horse/pony, which necessitates involuntary remounting or vaulting into the saddle.

A fall of horse/pony and/or fall of rider after passing through the start and before completing the course will incur elimination.

#### **SJ1.11.9: Penalties at Single Fences**

A refusal which causes a fence to be dislodged anywhere on the course incurs a 6 second time penalty in addition to any faults or elimination incurred.

The bell is rung and the clock stopped immediately, when the fence is re-erected and/or checked the bell is rung again and the clock restarted when the horse is represented at the fence. The competitor must then re-attempt the fence, re-attempting the fence before the bell is rung incurs elimination. Circling after the bell to re-start is not penalised. Failing to re-attempt the fence incurs elimination unless the competitor indicates retiring (see SJ1.11.5).

#### **SJ1.11.10: Penalties at Open Combinations**

Each fence of an open combination is judged as a single fence, but following a disobedience all fences must be re-attempted in the correct order and faults and time penalties are cumulative over each element at each attempt. Failure to re-attempt all elements incurs elimination.

If there is a disobedience at elements B or C of a combination fence without disturbance but a previous element requires re-erection or checking then the bell will be rung and the clock stopped as per SJ1.10.17.

Time penalties in open combinations are as follows:

<b>Error</b>	<b>Time Penalties</b>
Fence A disturbed by disobedience	6 seconds
Fence A knocked down or disturbed followed by a disobedience at B without disturbing it	6 seconds
Fence B disturbed regardless of the state of A	6 seconds
Fences A and/or B knocked down or disturbed followed by a disobedience at C	6 seconds
Fence C disturbed regardless of the state of A and B	6 seconds
Similar errors with disobedience between further fences in the combination	6 seconds

#### **SJ1.11.11: Penalties at Closed Combinations**

If a closed combination is used then each element of the combination is judged as a single fence (see SJ1.11.9). If, having jumped the first element, the horse/pony and/or rider leave the closed combination by any route other than jumping the remaining elements in the correct order, they will incur elimination.

#### **SJ1.11.12: Water Jumps**

If a water jump is included in any course it shall be judged and faulted as laid down in the current edition of the BS Member Handbook.

## **SJ2: STYLE JUMPING**

Style Jumping is for both senior and junior riders. It is open to teams of four riders and to individuals. Each team consists of two riders jumping a 75cm course and two riders jumping an 85cm course. Individuals may choose the height at which they jump. Riders jump one round and are judged on the style of their riding. Riders must salute the judge when entering the arena, then canter a figure of eight until the signal to start is given; during this time, they will be judged for style on the flat.

When jumping, the rider is judged on how they ride the whole course, particular attention being given to how they ride the turns and present the horse at a fence. The rider needs to show balanced approaches to the fences and be able to maintain a good forward canter in a rhythm. The position of the rider at take-off, in the air, on landing and in the following strides is assessed along with the correct judgement of pace. It is assumed that the rider is aware of the correct leading leg and is able to change it if needed (a flying change correctly and quietly done is acceptable as is a simple change through trot).

Style Jumping will be run under the Show Jumping rules set out in section SJ1 unless superseded in this section.

#### **SJ2.1: ELIGIBILITY**

See CR Appendix 2 & 3

#### **SJ2.2: NUMBERS TO QUALIFY**

See CR Appendix 10

#### **SJ2.3: DRESS, SADDLERY & TACK**

See CR Appendices 4, 5, and 6

#### **SJ2.4: THE COURSE**

The course will have 8 to 12 obstacles, one of which should be a double. The course should be measured generously to encourage riders to ride forward, demonstrating the ability to ride positively in a maintained balance and rhythm on both reins. See CR Appendix 8c for dimensions of fences.

#### **SJ2.5: TIME**

The optimum speed for this competition is set at 325mpm. 0.4 penalties will be deducted for every second over the optimum time.

#### **SJ2.6: COMMENCING & FINISHING THE ROUND**

##### **SJ2.6.1 Commencing**

Having saluted the judges, the competitor must canter a simple figure of eight showing a change of leg.

##### **SJ2.6.2 Finishing**

The round will finish when the horse and rider jump the last fence and have passed through the finish.

##### **SJ2.6.3 Leaving the arena**

There is no need to salute before leaving the arena. A competitor/horse leaving the arena before the completion of their round, including prior to starting, will be eliminated.

#### **SJ2.7: JUDGES AND JUDGING**

Judges at Area Qualifiers and Championships should be a current Accredited Professional Coach with BHS Stage 3 Coach in Complete Horsemanship or above may be used, but will need to be provided with a judging guidelines sheet obtained from BRC.

**SJ2.7.1 Judging – Objectives**

To encourage riders to adopt a correct jumping position and to ride their horses/ponies with sufficient impulsion to maintain balance and rhythmical pace. They will be expected to adjust the length of their horse's stride so as to be able to jump the whole course without undue shortening or lengthening in front of the fence.

**SJ2.8: ORDER OF JUMPING**

At the Championships the first member of each team will jump first followed by the second member, whole teams will not jump in succession. The same arrangement is recommended at Area competitions, but this may be varied at the discretion of the organiser with the consent of the Official Steward.

**SJ2.9: SCORING****SJ2.9.1 Fence Marks**

The scale of marks being:

10: Excellent	9: Very Good	8: Good	7: Fairly Good
6: Satisfactory	5: Sufficient	4: Insufficient	3: Fairly Bad
2: Bad	1: Very Bad	0: Not Executed	

Marks 0 and 10 must be awarded when performances warrant their use. Not Executed means that no aspect of the movement was performed and would subsequently incur elimination.

**SJ2.9.2 General Aspects Marks**

The judge will watch the rider continuously and give marks for each general aspects:

- Assessment of the rider before commencing the round, riding a simple figure of eight in canter showing a change of leg 20 marks
- Equestrian feel and skill, ability to present the horse correctly at the fence and ride accurate lines. Be able to maintain a clear rhythm and correct pace. Confidence. Ability to influence the horse correctly 30 marks
- Riders leg position, balance and ability to follow the horses movement over the fence. Security of the lower leg. Independence of the rein 20 marks
- Horse balance and rhythm. Desire to move forward, attention and confidence, harmony, lightness and ease of movement, acceptance of the bridle, calmness of the jump 30 marks

The scale of marks will be as for the fence marks. The scorers will apply the relevant multiplication factor to give the bonus marks as above, the maximum bonus marks available being 100.

**SJ2.9.3 Total Marks**

The total good marks for the round is the sum of Fence Marks and General Aspect marks.

**SJ2.9.4 Penalties**

From the marks described in SJ2.9.2 the following penalties will be deducted to give the total score:

For every second or part thereof over the optimum time.....	0.4 penalties
Knocking down any part of an obstacle including the wing.....	2 penalties
First refusal on the whole course .....	3 penalties
Second refusal on the whole course .....	6 penalties
Fall of rider.....	Elimination
Third refusal on the whole course .....	Elimination
Fall of horse.....	Elimination
Taking the wrong course.....	Elimination
Failing to salute the judges.....	Elimination
Commencing the course before the signal.....	Elimination

**SJ2.10: RESULTS****SJ2.10.1 Teams**

The total scores of the best three riders will count towards the team total. The team penalties for each member of a team are calculated as in CR Appendix 11b. The team penalties for best three team members will be added and the team with the lowest total score shall be the winners. Team results can therefore only be calculated when all team members in each phase have been judged.

**SJ2.10.2 Individuals**

The competitor with the highest total score shall be placed first in each section.

**SJ2.10.3 Ties of Teams**

In the event of equality, the fourth riders score shall count. Therefore a team of only three members will be placed below a team of four members, with the same score for the best three riders. If there is still equality the total good marks will be taken into account. If further equality the total rider's equestrian feel and skill, total horses' balance and rhythm and total rider's position and balance marks will be considered in turn to resolve the tie. A team of three riders must be at a disadvantage if equality with a team of four arises.

**SJ2.10.4 Ties of Individuals**

In the event of equality for individual places, the competitor with the highest total good marks will be placed highest. If there is still equality the competitor's equestrian feel and skill, horses' balance and rhythm and rider's position and balance marks will be considered in turn to resolve the tie.

**SJ2.11: AWARDS**

See CR Appendix 10.



## HT: HORSE TRIALS

BRC runs Horse Trials competitions for Junior and Senior competitors:

**Open HT 100+** is a mixed class open to senior and junior teams and individuals, teams may be any combination of senior and/or junior. The best three scores to count. At Championships this will be a three day event.

**HT 100** is a mixed class open to senior and junior teams and individuals, teams may be any combination of senior and/or junior, the best three scores to count and individuals. At Championships this will be a three day event.

**Senior HT 90** for teams of four riders, the best three scores to count and individuals. At Championships this is a two day event.

**Senior HT 80** for teams of four riders, the best three scores to count and individuals. At the Championships this will be a one day event.

**Junior HT 90** for teams of four riders, the best three scores to count and individuals. At Championships this will be a two day event.

**Junior HT 80** for teams of four riders, the best three scores to count and individuals. At Championships this will be a one day event.

**Open HT 80** for senior and junior individuals. At the Championships this will be a two day event.

### HT1: ELIGIBILITY

See CR Appendix 2 & 3 and G6.1 For 100+ junior competitors must be 12 years old and over on 1 January.

**BE Tickets:** Competitors on a ticket with BE are eligible to gain points, unless the entry to BE is HC. Therefore the use of tickets will re-activate downgraded winnings.

**Reserves:** see G11

### HT1.2.1: Numbers to Qualify

See CR Appendix 10. The number of highest placed individual riders qualifying for the Championships will be governed by the number of arenas required (see Rule G8.3).

### HT1.3: DRESSAGE PHASE

#### HT1.3.1: Dressage Rules

The Dressage phase of the Horse Trials competition will be run under the Dressage rules set out in section D1 unless superseded in this section.

#### HT1.3.2: Saddlery, Tack and Dress

Full details are at CR Appendices 4, 5, 6 and 7.

#### HT1.3.3: Tests

Test information is found in Appendix CR1

#### HT1.3.4: Scoring

The good marks from 0 to 10 awarded to a competitor for each numbered movement of the Dressage Test are added together with the collective marks. Then any error of course is deducted. Half marks may be awarded.

The percentage of the maximum possible good marks obtainable is then calculated. This percentage is obtained by dividing the total good marks of the judge (minus any error of course or test) by the maximum possible good marks obtainable, then multiplying by 100 and rounding the result to one decimal place. In order to convert average percentage into penalty points, this must be subtracted from 100, with the resulting figure being rounded to one decimal point. The result is the score in penalty points for the test.

### HT1.3.5: Commanders

Dressage tests at Area Qualifiers may be commanded, but not at the Championships. Commanders should be courteous when multiple arenas are running and position themselves to avoid disturbing other riders. Commanders should only read out the printed text or extracts for each movement and must not use any other words or emphasis to prompt the rider.

### HT1.4: SHOW JUMPING PHASE

HT1.4.1: The Show Jumping phase of the Horse Trials competition will be run under the Show Jumping rules set out in section SJ1 unless superseded in this section.

#### HT1.4.2: Saddlery, Tack and Dress

Full details are at CR Appendices 4, 5, and 6.

#### HT1.4.3: The Course

The course will consist of a designated number of obstacles (see CR Appendix 8) that are to BS/ SJA1 standard or above. A proportion of the fences should be built with fillers (brushes, walls etc). Safety cups, to FEI standard, must be used on the back and centre of spread fences. Safety cups must also be used for practice fences.

The maximum height of any obstacle in Area competitions and at Championships will be as per CR Appendix 8.

#### HT1.4.4: Order of Jumping

At all competitions the order of jumping will be at the discretion of the organiser, but, if possible riders from the same team should not follow each other in succession.

#### HT1.4.5: Time Allowed & Penalties

The Time Allowed will be based on a speed of 325mpm. Every commenced period of 1 second in excess of time allowed will be penalised by 1 time penalty.

#### HT1.4.6: Jumping Penalties

Jumping penalties will be incurred as follows:

Knocking down any part of an obstacle including the wing .....	4 penalties
First disobedience on the whole course .....	4 penalties
Second disobedience on the whole course .....	8 penalties
Third disobedience on the whole course .....	Elimination
Fall of rider .....	Elimination
Fall of horse .....	Elimination
Exceeding 24 jumping penalties (excluding time penalties) .....	Compulsory Retirement

#### HT1.4.7: Scoring

The jumping penalties are added to the time penalties incurred to calculate the total penalties for this phase.

**HT1.5: CROSS-COUNTRY PHASE****HT1.5.1: Saddlery, Tack and Dress**

Full details are at CR Appendices 4, 5, and 6.

**HT1.5.2: Heights**

The maximum height of any obstacle in Area competitions and at Championships will be as per CR Appendix 8.

**HT1.5.3: Plan**

A plan of the course shall be displayed by the time it is open for inspection. It must include:

- the course to be followed and its length,
- the optimum time and the time limit,
- the numbering of the fences,
- any compulsory turning points,
- fences with alternatives.

**HT1.5.4: Inspection of the Course**

The cross-country course must be completed and ready for inspection by competitors no less than an hour before the first class is due to commence and at least ten minutes before subsequent classes are due to commence. Competitors may view the course on foot only, after 2pm on the day preceding the competition but the course will not be finalised until an hour before the first class. Unauthorised alteration to or tampering with fences or direction markers on the course is strictly forbidden and may be penalised by disqualification.

**HT1.5.5: Marking the Course**

Red or white boundary markers are used to mark the start and finish and compulsory sections of the course, to define fences and indicate compulsory changes of direction. They are placed in such a way that a rider must leave a red marker on the right and a white marker on the left, failure to do so will result in elimination.

Direction markers or signs may vary in colour and are intended merely to show the general direction to be taken and to help the rider find their way. Passing close to them is not obligatory.

Boundary and direction markers will be large and placed in a conspicuous position. All fences, boundary and direction markers which have to be observed by riders must be exactly positioned by the time the course is open for inspection by riders and any variations in the course for different classes clearly marked.

**HT1.5.6: Modifications to the Course**

After the course is open for inspection by riders no alteration may be made, except that, where exceptional circumstances (such as heavy rain) make one or more fences unfair or dangerous, the organisers, or Official Steward is authorised to reduce the severity of or to bypass such fences. In such cases the chief cross-country steward and every rider must be officially and personally informed of the proposed alteration before the start of the test. An official may be stationed at the place where the alteration has been made, in order to warn riders.

If it is necessary, in the interests of safety, to order a fence to be by-passed during the competition, all jumping faults previously incurred at that fence shall be cancelled with the exception of elimination. A competitor who had been eliminated shall not be re-instated in the competition. Once taken out, the fence shall not be re-introduced. The Official Steward will decide what arbitrary adjustment shall be made to competitors' times.

**HT1.5.7: Alternative Fences**

Alternative fences or elements may be flagged separately and must be identified by the same number/letter as on the direct route. In this case both sets of flags must be marked with a

black line. Such "black flag" alternatives are to be judged as separate fences or elements, only one of which has to be jumped. A competitor is permitted to change, without penalty, from one black flag line to another (e.g. jumping 6A left hand route and 6B right hand route) provided they have not presented their pony/horse at the next element of the original line.

**HT1.5.8: Fences**

As with BE, BRC count the number of jumping efforts rather than the number of fences in the cross-country course. The number is counted by taking the direct route at combination fences. All fences must be solid and fixed. Where natural hedges are used they must be reinforced as necessary, so that they present as far as possible the same problem throughout the competition. All fences must be flagged and numbered.

Any fence at which a pony/horse, in falling, is liable to be trapped or to injure itself, must be secured by cord in such a way that parts of the fence can be quickly dismantled and rebuilt exactly as before.

**HT1.5.9: Measurement of Fences**

Fences are measured from the point from which the average pony/horse would normally take off. In the case of a fence where the height cannot be clearly defined (e.g. natural hedge, brush fence) the measurement is taken to the fixed and solid part of the fence, through which the pony/horse cannot pass with impunity.

The overall height of a natural hedge or brush fence may not exceed the maximum height by more than 20cm; the brush or hedge above the normal maximum height must be brushable through and must not be likely to injure a horse. (A conventional birch steeplechase type fence does normally meet these criteria, provided the top has only thin branches). There is no limit to the overall height of a bullfinch, provided that the average pony/horse can reasonably be expected to pass through and the fixed and solid part is clearly defined. In the case of a fence with a spread only (e.g. dry ditch, water jump), a guardrail or hedge not exceeding 50cm, which facilitates jumping, is permitted in front, but must be included in the measurement of the spread.

Drop Fences: The depth of a drop is measured from the highest point of the obstacle, including from the top of the brush, to where the average pony/horse would normally land. The maximum depth of the drop must not exceed the following:

HT 80 and 90 .....	1.2m
HT 100 .....	1.4m
Open 100+ .....	1.6m

**Water:** Where a pony/horse is required to jump a fence in or out of water, or where there is a fence in the water, the depth of the water is measured from firm ground where the pony/horse would normally take off or land. Elsewhere the water should not greatly exceed the maximum depth. In order to discourage a pony/horse from attempting to jump over it, any water crossing ought to be as long as possible and should ideally be not less than 6m from point of entry to point of exit. The maximum depth of the water in a drop in/out of water fence must not exceed the following:

HT 80, 90 and 100 .....	0.2m
Open HT 100+ .....	0.3m

Overhead Obstructions: Any roof or other fixed and solid barrier over a fence must be not less than 3.36m above ground level.

**HT1.5.10: Dimensions of Fences:**

Details of the dimensions of cross-country fences are at CR Appendix 8. Fences do not have to be uniform in terms of height, spread etc. throughout their length, or that these dimensions may never be exceeded anywhere between the red and white flags marking the extent of

the fence. It is sufficient if all parts of the fence, where the average pony/horse and rider could reasonably and conveniently be expected to jump; do not exceed the maximum permitted dimensions.

## HT1.6: ONE, TWO & THREE DAY EVENTS

### HT1.6.1: Order of Phases

The Horse Trials Championships are a combination of one, two and three day events, and, as such will have the following phases:

#### Senior and Junior HT 80 – One Day Event

Day 1 Dressage, Show Jumping, Cross-country

#### Open HT 80 - Two Day Event

Day 1 Dressage and Show Jumping

Day 2 Cross-Country

#### Senior and Junior HT 90 – Two Day Event

Day 1 Dressage and Show Jumping

Day 2 Roads & Tracks, Steeplechase and Cross-country

#### HT 100 and HT Open 100+ – Three Day Events

Day 1 Vet Inspection and Dressage

Day 2 Roads & Tracks, Steeplechase and Cross-country

Day 3 Vet Inspection and Show Jumping

**The HT90, HT100 and Open 100+ events** include two Road & Tracks (Phases A and C) a Steeplechase (Phase B) and a Cross-country phase (Phase D). Except for the compulsory 1 minute halt before Phase B and the 10 minute halt before Phase D all the phases will follow one another without interruption in the order. A course plan will be displayed giving distance, optimum time and time allowed for each phase, based on the speeds in CR Appendix 8.

**Phases A & C:** In addition to directional signs there will be markers at 1km intervals from the start. Competitors may dismount at any time on the Roads & Tracks and walk beside their pony/horse but they must be mounted to pass through the finish of each phase. Exceeding the optimum time per phase will incur 1 penalty point per second, exceeding the time limit (one fifth more than the optimum time) per phase will incur elimination.

**Phase B:** There is a compulsory 1 minute halt between the end of Phase A and the start of Phase B. Exceeding the optimum time per phase will incur 0.8 penalty points per second, exceeding the time limit (four times optimum time) will incur elimination. Faults at Steeplechase fences will be penalised as per Rule HT1.8.1.

**Phase D:** There is a compulsory 10 minute halt between the end of Phase C and the start of Phase D. During this halt a panel of a veterinary surgeon and officials will inspect each pony/horse; this panel has the right to eliminate any pony/horse that is unfit to continue onto Phase D. Exceeding the optimum time per phase will incur 0.4 penalty points per second; exceeding the time limit (twice the optimum time) will incur elimination. For every second in excess of 15 seconds under the optimum time will incur 0.4 penalty points per second.

The same pony/horse and rider must complete all phases mounted; spot checks will be carried out to ensure compliance. Elimination from one phase precludes further participation in the competition. For the purposes of falls the 1 minute compulsory halt before Phase B and once passed through Phase C, the 10 minute box will be considered as warm-up, any fall of rider must be checked by a doctor or paramedic before continuing.

### HT1.6.2: Independence of Phases

The four phases are independent of each other. Loss of time in one phase cannot be made up in another.

### HT1.6.3: Vet Inspection Horse Trials Trot-up:

As the HT 100 and HT 100+ are three day events, competitors will have to attend three veterinary inspections or trot ups as they are more commonly known; one prior to the start of the competition the second takes place in the ten minute box after phase C and before the start of cross country, and the third on day three before the show jumping phase.

**Officials:** The trot ups are officiated by an appointed BRC Ground Jury of two assisted by a vet, with a second vet for referrals, and a steward. These inspections are held to ensure the welfare and future competitiveness of your horse is not jeopardised.

### Tack:

The following is required:

- bridle, preferably with a snaffle bit (with a bridle tag for a stallion),
- no saddle or other tack,
- no head collars,
- no bandages or boots,
- no studs,
- horses should be plaited except for Native Breeds or Arabs.

### Dress:

The following is required:

- as for dressage (day 1) or show jumping (day 3) or smart casual dress (remember suitable and safe shoes for leading a horse in hand no wellington boots except in wet weather, or high heels),
- competition number or bridle number (on both sides of the horse),
- horses should be plaited where applicable,
- protective headwear must be worn (see G22.2).

### Procedure:

Competitors should report to the steward ahead of your allocated time, the steward will call you forward in order and you will be asked to stand your horse square in front of the jury and then after a static inspection asked to trot up on a hard surface. Once the horse is in trot, let them have a loose rein. The Ground Jury will confer with the vet, if necessary, you may be asked to trot up several times, and you will be told that your horse has either:

Been accepted – your horse has passed the inspection and you may return to the stabling area or go to the appropriate area for your next phase.

Been referred – you will be asked to go to the holding area; there you will be asked to report to the second vet for a further check. The vet will discuss any apparent problem with you. You will then be asked to represent to the Ground Jury for a re-assessment or you may choose to withdraw from the competition. After the second assessment the Ground Jury will advise you that your horse has been accepted or will advise you that your horse will not be allowed to proceed to the next phase.

### Appeals:

There can be no appeal against the decision of the Ground Jury however, if requested, the Chairman of the jury must give a reason for the decision after the whole of the inspection has been completed.

### HT1.7: METHOD OF STARTING

Competitors must start from within a simple enclosure which must be erected at the start, measuring approximately 5m square, with an open front marked with a red and white flag. Alternatively, a similar sized enclosure may be used with an open front and a gap of approximately 2m in one or both sides from which ponies/horses will enter, provide that the sides of the side opening are padded or otherwise constructed to ensure that neither pony/horse nor rider entering through the side can be injured. The starter will count down from five before giving the signal to start and the competitor may move around the enclosure.

Cantering through a side entrance of the start box may be considered inappropriate or dangerous riding and, as such, may be eliminated at the discretion of the Official Steward.

If a horse fails to cross the start line within 60 seconds of the signal being given the competitor will be eliminated.

The order of starting will be for the first rider of each team will go first followed by the second rider of each team and so on. No team will ride in succession.

## HT1.8: SCORING

### HT1.8.1 Penalties

These penalties are cumulative:

First disobedience at a jump.....	20 penalties
Second disobedience at the same jump.....	40 penalties
Third disobedience at the same jump.....	Elimination
Fourth disobedience on the whole course.....	Elimination
Fall of the rider on the course.....	Elimination
Fall of the rider Phase A, B and/or C.....	Elimination
Fall of pony/horse at a fence.....	Elimination
Every commenced period of 1 second in excess of the optimum time.....	0.4 penalties
Every commenced period of 1 second in excess of 15 seconds under the optimum time.....	0.4 penalties
Exceeding the time limit (cross-country).....	Elimination
Error of course (omission of jump, boundary flag, not rectified, retaking an obstacle already jumped.....	Elimination
Jumping an obstacle in the wrong order.....	Elimination
Jumping an obstacle with crossed flags.....	Elimination
Trapped pony/horse.....	Elimination
Dangerous riding.....	Discretionary 25 penalties
Inappropriate riding.....	Discretionary 25 penalties
Riding improperly dressed.....	Discretionary Elimination
Starting early.....	Discretionary Elimination
Breaking/dislodge of frangible pin/mims clip.....	11 penalties

There will be no marked penalty zones. Faults (refusals, run-outs, circling and falls) will be penalised only, if, in the opinion of the judge concerned, they are connected with the negotiation of one of the numbered fences. Jumping penalties will be added to any time penalties to calculate the total cross-country penalties.

### HT1.8.2: Pace

Competitors are free to choose their pace whilst on the course, but should be aware that any sudden slowing down in the final third of the course may be categorised as inappropriate riding and penalised accordingly.

### HT1.8.3: Definition of Faults

**Refusals:** A horse is considered to have refused if it stops in front a fence to be jumped and that fence exceeds 30cm. A stop is defined as lack/ceasing of forward momentum. A stop at fences of 30cm or less in height followed immediately by a standing jump is not penalised. A horse may step sideways, but if the horse steps back, even a single pace, voluntarily or not, or if the halt is prolonged, this constitutes a refusal. If a horse that has already stepped back once is re-presented at the fence and halts or steps back a second time, or if the halt is prolonged and the rider redoubles or changes their effort, still without success, this constitutes a second refusal and so on. After the fourth cumulative refusal the competitor is eliminated.

**Run-Outs:** A horse is considered to have run out if it avoids a fence to be jumped and runs out to one side or the other.

**Circles:** A horse is considered to have circled if it crosses its original track, from whichever direction, while negotiating or attempting to negotiate a fence or part thereof. If a horse completes a circle while being re-presented at a fence after a refusal, run-out or a fall, it will only be penalised for the disobedience or fall. A competitor may circle without penalty between fences even if they are quite close together, provided they clearly do not present their horse in an attempt to negotiate the second fence after jumping the first and they are separately numbered. However, if two or more elements of a fence are lettered A, B or C i.e.: are designed to be a combination, circles will be penalised.

**Fall of Rider:** A rider is considered to have fallen when they are separated from their pony/ horse, which has not fallen, in such a way as to necessitate remounting or vaulting into the saddle.

**Fall of Horse:** A horse is considered to have fallen when the shoulder and the quarters have touched either the ground or the fence and the ground.

### Fences not on the course:

There is no penalty for jumping a fence that is not on the course unless it has crossed flag/s

**Dangerous Riding:** A competitor who at any stage of the competition rides in a way which may adversely affect the safety of themselves, the horse or any third party. The following are some examples of dangerous riding:

- riding out of control,
- riding fences too fast for the fence in question,
- riding fences too slowly for the fence in question (including jumping from a standstill or the horse has slowed down so much that the loss of momentum will seriously reduce the prospects of jumping the fence safely,
- repeatedly standing off fences,
- riding the horse with excessive force to the foot of the fence,
- riding an unresponsive horse,
- repeatedly being ahead/or behind the horses movement when jumping,
- riding without regard for rules.

**Inappropriate Riding:** A competitor who rides in an unsuitable manner, which may not constitute dangerous riding. For example: slowing down in the final third of the course so as not to gain time penalties.

### HT1.8.4: Double, Treble or Multiple Fences

If two or more fences, although sited close together, are designed as separate problems, each will be numbered and judged independently. A competitor may circle between them without penalty, provided that this is not as a result of attempting to negotiate a fence that they have already jumped.

If however, a fence is formed of several elements such as banks or steps, a normal or an angled combination, each part will be flagged and marked with a different letter (A, B or C etc) but only the first need be numbered and it will be judged as one fence. A competitor may refuse only twice in all without incurring elimination and any circle is penalised as for a refusal but, if a competitor refuses at any part, they are at liberty to retake the complete obstacle.

### HT1.8.5: Elimination & Retiring

Competitors eliminated or retiring from any part of the course for any reason whatsoever shall leave the course at a walk and shall take every precaution to avoid disturbing other competitors. They shall not jump fences after elimination or retiring. At the discretion of



the Official Steward disciplinary action may be taken for contravention of this rule. Any competitor eliminated as a result of a fall must not remount until checked by a doctor or paramedic as G28.

#### HT1.8.6: Medical Suspension

Any competitor who has had a fall must see the doctor and be passed fit to ride before remounting, riding a different horse or leaving the site.

See also G28.

#### HT1.9: COMPETITOR IN DIFFICULTY

Any competitor who has refused at a fence must, under penalty of elimination at the discretion of the Official Steward, quickly clear the way for a following competitor and must await the instructions of the fence judge before making another attempt. The time they are delayed is not recorded.

If a fence is completely obstructed by a competitor in difficulty, or is in need of repair, subsequent competitors must be halted. In such a case, the fence judge must record the length of time the competitor was held. Whenever competitors are held by fence judges, permission to restart must be co-ordinated with cross-country control.

If, in attempting to negotiate a fence, a horse becomes trapped in such a way that it is liable to injure itself or be unable to proceed without assistance, the XC steward/control shall decide if parts of the fence shall be dismantled or if any other assistance shall be given to extricate the horse. In such a case the fence judge will first instruct the competitor to dismount. The competitor will be eliminated from the competition.

#### HT1.10: OUTSIDE ASSISTANCE

Outside assistance is not permitted and **a discretionary up to 25 penalties or elimination will be given by an Official Steward at a competition for outside assistance if they deem appropriate.** Any intervention by a third party, whether solicited or not, with the object of facilitating the task of the rider or helping their horse is considered outside assistance. Similarly, it is forbidden for a competitor to join or accept a lead from another competitor. Examples of outside assistance include:

- joining another competitor and continuing with them,
- following or in any other way being accompanied by another person while on the course,
- arranging for associates to provide signals or encouragement,
- tampering with an obstacle or its marker flags,
- the use of any electronic equipment by riders (unless expressly permitted),
- spectators who draw attention to a competitor to any deviation from the course,
- a fence judge or official assisting a competitor by directions to rectify an error of course.

Assistance within the starting enclosure is permitted, provided it ceases immediately when the start signal is given. From that instant the competitor is considered to be on the course and thus any further assistance is forbidden.

The following forms of assistance are allowed:

- whips, headgear or spectacles may be handed to a competitor without dismounting.
- fence judges are allowed to call first or second refusal etc. A competitor may receive clarification of jumping penalties from the fence judge (e.g. after knocking a flag at the corner of a fence).

The Official Steward will decide whether or not a competitor has received outside assistance. Fence judges should record the details on the fence score sheets if they consider outside assistance has been given with full details.

#### HT1.11: OVERTAKING

##### HT1.11.1: Between Fences

A competitor catching up another may overtake but only at a safe and suitable place. In such circumstances the leading competitor must give way. It is forbidden, under penalty of elimination at the discretion of the Official Steward, for either competitor to wilfully obstruct or cause any damage to the other.

##### HT1.11.2: At any Fence

When the leading competitor is committed to jumping a fence, a following competitor may jump that fence only in such a way that will cause no interference to another; if interference occurs they may be eliminated, at the discretion of the Official Steward.

#### HT1.12: TIME KEEPING

Time is counted from the signal to start until when the pony's/horse's nose passes the finish. Time is counted in whole seconds, fractions being taken to the next second (i.e. 30.4 seconds is recorded as 31 seconds). Periods when a competitor has been held by a fence judge or an official will be deducted from the total time on the course in order to give the actual time for completing the course.

In the event of a timing error the Official Steward is allowed to make an accurate estimate of a competitor's time utilising official times taken around the course.

#### HT1.13: SCORING

##### HT1.13.1: Total Score

The total score for an individual is obtained by adding the Dressage, Show Jumping and Cross-country penalties together. The team total is obtained by adding together the three lowest individual penalty scores.

##### HT1.13.2 Ties

In the event of a tie for any place in a team one day event, the score of the fourth rider will be taken into consideration. Therefore a team of only three members will be placed below a team of four members, with the same score for the best three riders. If there is still equality the total marks for all the riders in the tying teams will be considered in the following order:

- lowest total cross-country penalties (jumping and time)
- lowest total deviation from the cross-country optimum time
- highest total good dressage marks.

In the event of a tie for any place in an individual one day event, the riders will be placed by considering their marks in the following order:

- lowest total cross-country penalties (jumping and time)
- nearest the cross-country optimum time
- highest good dressage marks.

In the event of a tie for any place in a team two or three day event, the score of the fourth rider will be taken into consideration. Therefore a team of only three members will be placed below a team of four members, with the same score for the best three riders. If there is still equality the total marks for all the riders in the tying teams will be considered in the following order:

- lowest total cross-country penalties (jumping and time)
- best steeplechase score
- lowest total deviation from the cross-country optimum time.

In the event that the competition has to revert to short format the following will apply:

In the event of a tie for any place in a team short format event, the score of the fourth rider

will be taken into consideration. Therefore a team of only three members will be placed below a team of four members, with the same score for the best three riders. If there is still equality the total marks for all the riders in the tying teams will be considered in the following order:

- lowest total cross-country penalties (jumping and time)
- lowest total deviation from the cross-country optimum time
- highest total good dressage marks.

In the event of a tie for any place in an individual short format event, the riders will be placed by considering their marks in the following order:

- lowest total cross-country penalties (jumping and time)
- nearest the cross-country optimum time
- highest good dressage marks.

#### HT1.14: AWARDS

See CR Appendix 10.

## CC: COMBINED CHALLENGE

**Combined Challenge is a test of the ability and timing of a horse and rider to negotiate a show jumping course followed by an arena cross-country course. BRC run Combined Challenge competitions as follows:**

- **70 Combined Challenge, a mixed class (seniors and/or juniors) for teams and individuals**
- **80 Junior Combined Challenge, for teams and individuals**
- **80 Senior Combined Challenge, for teams and individuals**
- **90 Junior Combined Challenge, for teams and individuals**
- **90 Senior Combined Challenge, for teams and individuals**
- **100 Combined Challenge, a mixed class (seniors and/or juniors) for teams and individuals**

*The classes are for teams and individuals. Teams may only be mixed seniors and juniors in the 70cm and 100cm, and numbers to qualify can be found in Appendix 10A of the Handbook.*

### CC1.1: COMPETITION RULES

#### CC1.1.1: Show Jumping

*The show jumping part of the Combined Challenge competition will be run under the Show Jumping rules set out in section SJ1 unless superseded in this section.*

#### CC1.1.2: Cross-Country

*The cross-country part of the Combined Challenge competition will be run under the Horse Trials rules set out in section HT unless superseded in this section.*

### CC1.2: ELIGIBILITY

#### CC1.2.1: ELIGIBILITY OF HORSES

*As per Arena Eventing, see CR Appendix 2 & 3*

#### CC1.2.2 ELIGIBILITY OF RIDERS

*See CR Appendix 2 & 3.*

### CC1.3: SADDLERY, TACK AND DRESS

*Full details are in CR Appendices 4, 5, and 6 and 7.*

### CC1.4: THE COURSE

*Consists of minimum 6 show jumping obstacles followed by a minimum of 6 cross-country jumping efforts.*

#### CC1.4.1: Heights

*Full details are in CR Appendix 8 and will follow Arena Eventing dimensions at the relevant height.*

#### CC1.4.2: Plan

*A plan of the entire course shall be displayed by the time it is open for inspection. It must include:*

- *The course to be followed and its length*
- *Both SJ and cross-country fences*

- The numbering of the fences
- Any compulsory turning points
- Fences with alternatives
- Optimum time for XC section and time allowed for SJ section

**CC1.4.3: Inspection of the Course**  
See SJ1.5 and HT1.5.4

**CC1.4.4: Marking the Course**  
See HT1.5.5

**CC1.4.5: Modifications to the Course**  
See HT1.5.6

**CC1.4.7: Fences**  
**Show Jumping:**  
The show jumping course will:

consist of a minimum of 6 show jumps, including at least one double, and include a proportion with fillers (brushes, walls etc) be built to BS standards have safety cups, to FEI standard on the back and centre of spread fences including practice fences black flag alternatives may be used, offset doubles may be used.

**Cross-country:**  
The Cross-Country course:

- will consist of a minimum of 6 jumping efforts
- will be strongly built with a good ground line and should look imposing
- will have all fences flagged and numbered
- will be fixed in accordance with BE guidelines and should be correct for the relevant levels
- will have any fence at which a pony/horse, in falling, is liable to be trapped or to injure itself, secured by cord in such a way that parts of the fence can be quickly dismantled and rebuilt exactly as before.

**CC1.4.8: Measurement of Fences**  
See CR Appendix 8E

**CC1.4.9: Dimensions of Fences:**  
See CR Appendix 8E

#### **CC1.5: METHOD OF STARTING**

Competitors must start from within a simple enclosure which must be erected at the start, measuring approximately 5m square, with an open front marked with a red and white flag. Alternatively, a similar sized enclosure may be used with an open front and a gap of approximately 2m in one or both sides from which horses will enter, provided that the sides of the side opening are padded or otherwise constructed to ensure that neither horse or rider entering through the side can be injured.

The judges will sound the bell and competitors will then commence onto the course from the start box and through the timing equipment.

Cantering through a side entrance into start box may be considered inappropriate or dangerous riding and, as such, may be eliminated at the discretion of the Official Steward.

## **CC1.6: SCORING**

### **CC 1.6.1: Penalties**

	<b>Show Jump</b>	<b>Cross-Country</b>
<b>First disobedience</b>	10 penalties	10 penalties
<b>Second disobedience on whole course</b>	20 penalties	20 penalties
<b>Second disobedience at same fence</b>	20 penalties	20 penalties
<b>Third disobedience</b>	Elimination	Elimination
<b>Knock down of obstacle</b>	5 penalties	5 penalties (where top pole is used)
<b>Fall of horse</b>	Elimination	Elimination
<b>Fall of rider</b>	Elimination	Elimination
<b>Every commenced period of 1 second of the time allowed (SJ)</b>	0.4 penalties	N/A
<b>Every commenced period of 1 second of the optimum time (XC)</b>	N/A	0.4 penalties
<b>Every commenced period of 1 second under the optimum time</b>	N/A	0.4 penalties
<b>Exceeding time limit</b>	Elimination	Elimination
<b>Error of course</b>	Elimination	Elimination
<b>Retaking obstacle already jumped</b>	Elimination	Elimination

#### **CC1.6.2: Time**

**Show Jumping Phase:**

The Time allowed will be based on a speed of 340mpm. Every commenced period of 1 second in excess of time allowed will be penalised by 1 time penalty.

**Cross-country Phase:**

For competitions running in a small arena the Optimum Time will be based on a speed of 340mpm (Challenge 70), 350mpm (Challenge 80), 360mpm (Challenge 90), 375mpm (Challenge 100). For competitions running in a big arena the Optimum Time will be based on a speed of 375mpm for all heights. Competitions running using the old format (i.e. using a cross country course) the Optimum Time will be based on HT speeds (Challenge 80, 90, 100) and 400mpm for Challenge 70. Organisers in accordance with the Official Steward will decide on which speeds to use, which must be in the schedule or communicated to all competitors.

#### **CC1.6.3: Definition of Faults**

See SJ1.11 and HT1.8.3

#### **CC1.6.4: Dislodged Fences**

Where a fence is dislodged as per SJ1.11.9 and SJ1.11.10 for the SJ section and also the cross-country section where knock down fences are used, the 6 second time penalty will be converted to penalties (based on 0.4 per second) which would equal 2.4 penalties. The total penalties for the refusal and dislodging the fence in the SJ will be 6.4 penalties (4 penalties for the refusal and 2.4 as the time penalty) and for the cross-country will be 12.4 penalties.

**CC1.6.4: Double, Treble or Multiple Fences**  
See HT1.8.4

**CC1.6.5: Elimination & Retiring**  
See SJ1.11.2 and HT1.8.5

**CC1.7: COMPETITOR IN DIFFICULTY**  
See HT1.9

**CC1.8: OUTSIDE ASSISTANCE** See SJ1.10.15 and HT1.10 **CH1.9: OVERTAKING**  
See HT1.11

**CC1.10: TIME KEEPING**

*The entire competition will be timed. The show jumping and cross country phases will be separately timed. Manual time is counted in whole seconds, fractions being taken to the next second (i.e. 30.4 seconds is recorded as 31 seconds). Automatic time is counted to fractions of a second.*

**CC1.11: SCORING**

**CC1.11.1: Total Score**

*The total score is obtained by adding together show jumping and cross-country penalties.*

**CC1.11.2: Individuals**

*The individual with the lowest total score will win.*

**CC1.11.3: Teams**

*The team total is obtained by adding together the three lowest individual penalty scores per team.*

**CC1.11.4 Ties**

*In the event of a tie for any team place in a competition, the score of the fourth rider will be taken into consideration. If there is still equality the total marks for all the riders in the tying teams will be considered in the following order:*

- fastest show jumping times

*nearest to cross-country optimum time (if still equal preference will be given to the nearest OVER the time allowed).*

*In the event of a tie for any place in an individual competition, the riders will be placed by considering their marks in the following order:*

- fastest show jumping times

*nearest to cross-country optimum time (if still equal preference will be given to the nearest OVER the time allowed).*

**CC1.12: AWARDS**

See Appendix 10.

## CT: COMBINED TRAINING

BRC run Combined Training competitions as follows:

**Seniors** for teams of four with the best three scores to count and individuals. Two team members compete in the Prelim/75 section and two in the Novice/85 section. There are also 2 extra individual only sections comprising of Novice/75 and Prelim/85.

**Juniors** for teams of four with the best three scores to count and individuals. Two team members to compete in the Prelim/75 section and two in the Novice/85 section. There are also 2 extra individual only sections comprising of Novice/75 and Prelim/85.

**CT1: ELIGIBILITY**

See CR Appendix 2 & 3

A horse may enter the combined training as part of a team and also enter once as an individual or twice as an individual only and providing the dressage test is different. The SJ height may be either 75cm or 85cm, therefore a horse can jump the same height twice.

**CT2: ORDER OF TESTS**

Combined training consists of two phases, dressage and show jumping and they must be taken in that order. The same horse and rider must complete both phases and elimination from one phase will result in elimination from the competition.

**CT2.1: DRESSAGE PHASE**

**CT2.1.1: Dressage Rules**

The dressage phase of the combined training competition will be run under the dressage rules set out in section D.

**CT2.1.2: Saddlery, Tack and Dress**

Full details are at CR Appendices 4, 5, 6 and 7. Refer to horse trials tack and dress.

**CT2.1.3: Commanders**

Dressage tests at area qualifier may be commanded, but not at the championships. Commanders should be courteous when multiple arenas are running and position themselves to avoid disturbing other riders. Commanders should only read out the printed text or extracts for each movement and must not use any other words or emphasis to prompt the rider.

**CT2.1.4: Scoring**

The good marks from 0 to 10 awarded to a competitor for each numbered movement of the Dressage Test are added together with the collective marks. Then any error of course is deducted. Half marks may be awarded.

The percentage of the maximum possible good marks obtainable is then calculated. This percentage is obtained by dividing the total good marks of the judge (minus any error of course or test) by the maximum possible good marks obtainable, then multiplying by 100 and rounding the result to one decimal place. In order to convert average percentage into penalty points, this must be subtracted from 100, with the resulting figure being rounded to one decimal point. The result is the score in penalty points for the test.

**CT2.2: SHOW JUMPING PHASE**

**CT2.2.1: Show Jumping Rules**

The Show Jumping phase of the Combined Training competition will be run under the Show Jumping rules set out in section SJ1 unless superseded in this section.

**CT2.2.2: Saddlery, Tack and Dress**

Full details are at CR Appendices 4, 5, 6 and 7. Refer to Horse Trials tack and dress for the relevant phase.



**CT2.2.3: The Course**

The course will consist of a designated number of obstacles (see CR Appendix 8) that are to BS/ SJA1 standard or above. A proportion of the fences should be built with fillers (brushes, walls etc.). Safety cups, to FEI standard, must be used on the back and centre of spread fences including practice obstacles.

The maximum height of any obstacle in area competitions and at championships will be as per CR Appendix 8.

**CT2.2.4: Order of Jumping**

At all competitions the order of jumping will be at the discretion of the organiser, but if possible, riders from the same team should not follow each other in succession.

**CT2.2.5: Time Allowed & Penalties**

The time allowed will be based on a speed of 325mpm. Every commenced period of 1 second in excess of time allowed will be penalised by 1 time penalty.

**CT2.2.6: Jumping Penalties**

Jumping penalties will be incurred as follows:

Knock down .....	4 penalties
First disobedience .....	4 penalties
Second disobedience .....	8 penalties
Third disobedience .....	Elimination
Fall of rider .....	Elimination
Fall of horse .....	Elimination
Every second commenced over the time allowed.....	1 penalty

**CT2.2.7: Scoring**

The jumping penalties are added to the time penalties incurred to calculate the total penalties for this phase.

**CT3: RESULTS****CT3. 1: Total Score**

The total score for an individual is obtained by adding the Dressage and Show Jumping penalties together.

**CT3. 2: Individuals**

The individual with the lowest total score will win.

**CT3. 3: Teams**

In calculating the team total, the best three scores will count.

The team penalties for each member of a team are calculated as in CR Appendix 11b.

The team penalties for best three team members will be added and the team with the lowest total score shall be the winners.

Team results can, therefore, only be calculated when all team members in each phase have been judged.

**CT3.4: Ties CT3.4.1: Teams**

In the event of a tie for any team placing the fourth rider's penalties will count. Therefore, a team of only three members will be placed below a team of four members, with the same score for the best three riders. In the event of further equality the dressage penalties for all team members shall be added together and the team with the lowest total shall take the

higher place. If equality still remains the fastest aggregate time of all team members in the show jumping phase shall be the deciding factor.

**CT3.4.2: Individuals**

In the event of equality of individuals for any place, then the lowest dressage penalties shall be the deciding factor. If equality still remains the fastest time in the show jumping phase shall be the deciding factor.

**CT4: Awards & Numbers to Qualify**

See CR Appendix 10. The number of highest placed individual riders qualifying for the Championships will be governed by the number of arenas required (see G8.3)

**AE: ARENA EVENTING**

BRC run Arena Eventing competitions for Junior and Senior competitors as follows:

- **AE 100**, is a mixed class open to senior and junior teams and individuals, teams may be any combination of senior and/or junior. The best three scores to count.
- **Senior AE 90**, for teams of four riders, the best three scores to count and individuals.
- **Senior AE 80**, for teams of four riders, the best three scores to count and individuals.
- **Junior AE 90**, for teams of four riders, the best three scores to count and individuals.
- **Junior AE 80**, for teams of four riders, the best three scores to count and individuals.
- **AE 70**, is a mixed class open to senior and junior teams and individuals, teams may be any combination of senior and/or junior. The best three scores to count.

**AE1.1: COMPETITION RULES****AE1.1.1: Show Jumping**

The show jumping part of the Arena Eventing competition will be run under the Show Jumping rules set out in section SJ1 unless superseded in this section.

**AE1.1.2: Cross-Country**

The cross-country part of the Arena Eventing competition will be run under the Horse Trials rules set out in section HT unless superseded in this section.

**AE1.2: ELIGIBILITY OF HORSES AND RIDERS**

See Appendix 2 & 3 and G6.1

**AE1.3: NUMBERS TO QUALIFY**

See Appendix 10.

**AE1.4: SADDLERY, TACK AND DRESS**

Full details are in Appendices 4, 5

**AE1.5: THE COURSE**

Consists of a course of show jumps immediately followed by cross-country fences, and will finish with the last fence as a show jump, the joker fence, which will be set at a discretionary 10cm higher than the rest of the course. There will be a maximum of 20 jumping efforts, 9 show jumping, 10 XC fences and the joker SJ fence. The Joker fence is a compulsory fence and must be jumped, failure to jump before passing through the finish will be classed as an error of course and penalised as per AE1.6.1. The course to be built by BE or a BS course builder provided they have been given a copy of the BE document on securing portable fences.

**AE1.5.1: Heights**

See Appendix 8d, except the joker fence which will be set at a discretionary 10cm higher than the rest of the course.

**AE1.5.2: Fences**

Show Jumping:

The show jumping fences will:

- be built to BS standards
- have safety cups, to FEI standard on the back and centre of spread fences including practice fences
- black flag alternatives may be used
- offset doubles may be used

Cross-country:

The XC fences:

- will be fixed in accordance with BE guidelines and should be correct for the relevant levels
- may be rustic fences with knock down poles
- will be strongly built with a good ground line and should look imposing
- will have all fences flagged and numbered
- will have any fence at which a pony/horse, in falling, is liable to be trapped or to injure itself, secured by cord in such a way that parts of the fence can be quickly dismantled and rebuilt exactly as before.

**AE1.6: SCORING****AE1.6.1 Penalties**

Jumping penalties will be incurred as follows:

	Show Jump	Cross-Country
First disobedience	4 penalties	20 penalties
Second disobedience on whole course	8 penalties	N/A
Second disobedience at same fence	N/A	40 penalties
Third disobedience	Elimination	elimination
Knock down of obstacle	4 penalties	10 penalties (top pole is used)
Knock down of Joker fence	6 penalties	N/A
Fall of horse	Elimination	Elimination
Fall of rider	Elimination	Elimination
Every commenced period of 1 second in excess of the optimum time	0.4 penalties	
Every commenced period of 1 second in excess of 5 seconds under the optimum time	0.4 penalties	
Exceeding time limit	Elimination	Elimination
Error of course	Elimination	Elimination
Retaking obstacle already jumped	Elimination	Elimination

**AE1.6.2: Dislodging a Fence**

Where a fence is dislodged as per SJ1.11.9 and SJ1.11.10 for the SJ section and also the cross-country section where knock down fences are used, the 6 second time penalty will be converted to penalties (based on 0.4 per second) which would equal 2.4 penalties. The total penalties for the refusal and dislodging the fence in the SJ will be 6.4 penalties (4 penalties for the refusal and 2.4 as the time penalty) and for the cross-country will be 12.4 penalties.

**AE1.6.3: Time**

The Time allowed will be based on the class height and speed which is found in Appendix 8d. Every commenced period of 1 second in excess of optimum time will be penalised by 0.4 time penalty. Every commenced period of 1 second in excess of 5 seconds under the optimum time will be penalised by 0.4 time penalty. The competition is timed as a whole.

**AE1.7: SCORING****AE1.7.1: Individuals**

The individual with the lowest total score will win.

**AE1.7.2: Teams**

The team total is obtained by adding together the three lowest individual penalty scores per team.

**AE1.7.3: Ties**

In the event of a tie for any team place in a competition, the score of the fourth rider will be taken into consideration. Therefore, a team of only three members will be placed below a team of four members, with the same score for the best three riders. If there is still equality the total marks for all the riders in the tying teams will be considered in the following order:

- clear rounds take precedence over jumping faults i.e. a rider with 4 time faults would be placed above a rider with 4 jumping faults
- nearest to the optimum time.

In the event of a tie for any place in an individual competition, the riders will be placed by considering their marks in the following order:

- clear rounds take precedence over jumping faults
- nearest to the optimum time.

**AE1.8: AWARDS**

See Appendix 10.

**BE: BE LEAGUES**

BRC run in accordance with BE the following leagues. The competitions are at the following levels:

- BE80
- BE90
- BE100
- BE105
- BE Novice
- BE Intermediate

**BE1.0: HOW TO ENTER**

*Entries should be made through the entry website <https://brc.bhs.org.uk/select>.*

*A cost of £6.50 per combination will be charged for the year to enter this league. This fee will cover all heights.*

*Combinations must have entered by 6 September and results for the year will be back dated.*

**BE1.1: ELIGIBILITY**

Any member of an affiliated club competing at the above heights with BE.

**BE1.2: DRESS, SADDLERY AND TACK**

As BE rules.

**BE1.3: THE LEAGUE**

The leagues will run in accordance with the BE season. There will be one section per height.

**BE1.4: Gaining Points**

The top 15 competitors will be allocated 15 – 1 in points. E.g. a BRC member that is placed second in their section will receive 14 points. If a BRC member came 14th in their section they would gain two points etc.

Any BRC member that completes but is placed lower than 15th in a section shall receive one point.

The points table will be published at regular intervals throughout the season.

**BE1.9: AWARDS**

There will rosettes and prizes in kind for each section of the leagues. Rosettes will be awarded to 10th place. ***Prizes will be awarded in kind in each section.***

**BE1.10: TIES**

In the event of a tie for any place in any section, the riders will be placed by considering the following:

- lowest number of events (combination)
- lowest number of horses (multiple horse)
- number of highest placings starting at 1st

# BRC COMPETITION RULES APPENDICES

## CR APPENDIX 1: DRESSAGE TESTS AND ENTRY FEES

	AREA	CHAMPIONSHIPS
<b>Novice Winter Championships</b>		
<b>Novice Winter Dressage 2021/2022</b>	Intro A (2008)	Intro A (2008)
	Prelim 2 (2016)	Prelim 2 (2016)
	Prelim 12 (2005)	Prelim 12 (2005)
	Novice 24 (2010)	Novice 24 (2010)
	Novice 28 (2008)	Novice 28 (2008)
<b>Novice Winter Dressage 2022/2023</b>	Intro C (2016)	Intro C (2016)
	Prelim 7 (2002)	Prelim 7 (2002)
	Prelim 12 (2005)	Prelim 12 (2005)
	Novice 24 (2010)	Novice 24 (2010)
	Novice 27 (2007)	Novice 27 (2007)
<b>Intermediate Winter Championships</b>		
<b>Senior Intermediate Winter Dressage 2021/2022</b>	Prelim 14 (2006)	Prelim 14 (2006)
	Novice 27 (2007)	Novice 30 (2006)
	Novice 34 (2009)	Novice 34 (2009)
	Elementary 44 (2002)	Elementary 44 (2002)
	Prelim 12 (2005)	Prelim 12 (2005)
<b>Junior Intermediate Winter Dressage 2021/2022</b>	Prelim 14 (2006)	Prelim 14 (2006)
	Novice 27 (2007)	Novice 27 (2007)
	Novice 34 (2009)	Novice 34 (2009)
<b>Junior Elementary Winter Dressage 2021/2022</b>	Elementary 44 (2002)	Elementary 44 (2002)
<b>Pick a Test 2021/2022</b>	Medium 71 (2002) or Advanced Medium 93 (2004)	Medium 71 (2002) or Advanced Medium 93 (2004)
<b>Senior Intermediate Winter Dressage 2022/2023</b>	Prelim 18 (2002)	Prelim 18 (2002)
	Novice 28 (2008)	Novice 28 (2008)
	Novice 30 (2006)	Novice 30 (2006)
	Elementary 42 (2008)	Elementary 42 (2008)
<b>Junior Intermediate Winter Dressage 2022/2023</b>	Prelim 14 (2006)	Prelim 14 (2006)
	Prelim 18 (2002)	Prelim 18 (2002)
	Novice 28 (2008)	Novice 28 (2008)
	Novice 30 (2006)	Novice 30 (2006)
<b>Junior Elementary Winter Dressage 2022/2023</b>	Elementary 42 (2008)	Elementary 42 (2008)
<b>Pick a Test 2022/2023</b>	Medium 63 (2002) or Advanced Medium 90 (2012)	Medium 63 (2002) or Advanced Medium 90 (2012)
<b>Combined Training Championships</b>		
<b>Combined Training 2021/2022</b>	Prelim 7 (2002) – 75cm	Prelim 7 (2002) – 75cm
	Prelim 14 (2006) – 75cm	Prelim 14 (2006) – 75cm
	Novice 24 (2010) – 85cm	Novice 24 (2010) – 85cm
	Novice 30 (2006) – 85cm	Novice 30 (2006) – 85cm
	Novice 27 (2007) – 75cm	Novice 27 (2007) – 75cm
	Prelim 12 (2005) – 85cm	Prelim 12 (2005) – 85cm
<b>Combined Training 2022/2023</b>	Prelim 2 (2016) – 75cm	Prelim 2 (2016) – 75cm
	Prelim 12 (2005) – 75cm	Prelim 12 (2005) – 75cm
	Novice 27 (2007) – 85cm	Novice 27 (2007) – 85cm
	Novice 28 (2008) – 85cm	Novice 28 (2008) – 85cm
	Novice 34 (2009) – 75cm	Novice 34 (2009) – 75cm
	Prelim 7 (2002) – 85cm	Prelim 7 (2002) – 85cm

## CR APPENDIX 1: DRESSAGE TESTS AND ENTRY FEES

	AREA	CHAMPIONSHIPS
<b>National Horse Trial Championships</b>		
<b>BRC HT 80</b>	BE90 Dressage 91 (2009)	BE90 Dressage 92 (2009)
<b>BRC Open HT 80</b>	BE90 Dressage 91 (2009)	BE90 Dressage 93 (2009)
<b>BRC HT 90</b>	BE90 Dressage 95 (2012)	BE90 Championship 98 (2018)
<b>BRC HT 100</b>	BE100 Dressage 101 (2009)	BE100 Championship 109 (2018)
<b>BRC HT 100+</b>	BE Nov Dressage 110 (2012)	BE Nov Dressage 113 (2009)
<b>National Championships</b>		
<b>Senior Prelim Dressage</b>	Prelim 7 (2002)	Prelim 7 (2002)
	Prelim 13 (2006)	Prelim 13 (2006)
	Prelim 14 (2006)	Prelim 14 (2006)
	Prelim 18 (2002)	Prelim 18 (2002)
<b>Senior Open Dressage</b>	Novice 24 (2010)	Novice 24 (2010)
	Novice 30 (2006)	Novice 30 (2006)
	Novice 39 (2010)	Novice 39 (2010)
	Elementary 43 (2006)	Elementary 43 (2006)
<b>Senior Intro Dressage</b>	Intro B (2009)	Intro B (2009)
<b>Pick a Test</b>	Medium 61 (2002) or Advanced Medium 92 (2011)	Medium 61 (2002) or Advanced Medium 92 (2011)
<b>Senior Riding Test</b>	Prelim 12 (2005) using BRC Riding Test Score Sheet (2014)	Prelim 12 (2005) using BRC Riding Test Score Sheet (2014)
	Novice 24 (2010) using BRC Riding Test Score Sheet (2014)	Novice 24 (2010) using BRC Riding Test Score Sheet (2014)
<b>Senior and Junior Pairs</b>	BRC Pairs 5 (2014)	BRC Pairs 5 (2014)
<b>Junior Dressage</b>	Prelim 7 (2002)	Prelim 7 (2002)
	Prelim 13 (2006)	Prelim 13 (2006)
	Prelim 18 (2002)	Prelim 18 (2002)
	Novice 30 (2006)	Novice 30 (2006)
<b>Junior Elementary</b>	Elementary 43 (2006)	Elementary 43 (2006)
<b>Junior Intro</b>	Intro B (2009)	Intro B (2009)
<b>Junior Riding Test</b>	Prelim 12 (2005) BRC Riding Test Score Sheet (2014)	Prelim 12 (2005) BRC Riding Test Score Sheet (2014)
<b>Dressage to Music</b>		
<b>Novice DTM</b>	BD Novice Freestyle to Music (2019)	
<b>Elementary DTM</b>	BD Elementary Freestyle to Music (2019)	
<b>Pick a Test DTM</b>	BD Medium Freestyle to Music (2016) or BD Advanced Medium Freestyle to Music (2016)	
<b>Prelim DTM</b>	BD Prelim Freestyle to Music (2016)	
<b>Open Pairs DTM</b>	BRC Pairs Dressage to Music (2018)	
<b>Novice Pairs DTM</b>	BRC Novice Pairs Dressage to Music (2018)	
<b>Introductory Championships</b>		
<b>Intro Dressage</b>	<b>Intro A (2008)</b>	<b>Intro A (2008)</b>
	<b>Intro B (2009)</b>	<b>Intro B (2009)</b>
	<b>Prelim 1 (2006)</b>	<b>Prelim 1 (2006)</b>
	<b>Prelim 2 (2016)</b>	<b>Prelim 2 (2016)</b>
<b>Intro Pairs</b>	<b>BRC Intro Pairs 1 (2022)</b>	<b>BRC Intro Pairs 1 (2022)</b>

### DIRECT ENTRY CLASSES

Direct Entry Classes will be at various Championships through the year depending on arena availability, details will be sent to team managers when invites are sent for each Championship. They will also be updated onto the website.



## CR APPENDIX 1: DRESSAGE TESTS AND ENTRY FEES

QUALIFIERS	TEAM	INDIVIDUAL
Arena Eventing Championships	£42	£12
Novice Winter Qualifiers	£36	£11
Intermediate Winter Qualifiers	£36	£11
Combined Training Qualifiers	£46	£13
Combined Challenge Qualifiers	£42	£12
Horse Trials Qualifiers	£60	£15
National Qualifiers	£36	£11
Introductory Qualifiers	Dressage	£36
	Pairs	£19
Dressage to Music Qualifiers	Dressage to Music	N/A
	Pairs Dressage to Music	£26
CHAMPIONSHIPS	TEAM	INDIVIDUAL
	Arena Eventing Championships	£102
Novice Winter Championships	Dressage	£70
	Show Jumping	£70
Intermediate Winter Championships	Dressage	£70
	Show Jumping	£70
Combined Training Championships	Combined Challenge	£152
	Combined Training	£122
National Horse Trial Championships	Senior & Junior HT 80	£214
	Open 80 HT individuals	N/A
	Senior & Junior HT 90	£302
	HT 100	£370
	HT 100+	£370
National Championships	Dressage & Show Jumping	£114
	Pairs Dressage	£43
	Teams of Four	£56
	Direct Entry Classes (other than Teams of Four)	N/A
Dressage to Music and Introductory Championships	Dressage to Music	N/A
	Pairs Dressage to Music	£51
	Introductory Dressage	£70
	Quadrille	£76
	Warm Up Classes, Direct Entry Classes	N/A
	Introductory Pairs	£43

## CR APPENDIX 2 &amp; 3: ELIGIBILITY OF HORSE AND RIDER DRESSAGE

Championship	Class/Level	Horses			Rider Eligibility (not permitted)	Horse Eligibility
		BD	BE	BS(e)		
National Championships Senior and Junior	Intro	Up to 35 Prelim Points 0 points at Novice or above	0		FBHS, BHSI, BHSII (a), (c) <b>Rider cannot have competed at BE Novice or Novice dressage or above in the current or previous calendar year BD or BRC.</b>	Horses cannot have competed in novice or above in the current or previous competition year BD or BRC
	Senior Prelim, BD Tests 7, 13 and 14	<b>Unlimited Prelim Points Up to 35 points at Novice 0 points at Elementary or above</b>			FBHS, BHSI, BHSII (a), (c) <b>Rider cannot have competed at BE Novice or Elementary dressage or above in the current or previous calendar year BD or BRC.</b>	Horses cannot have competed in elementary or above in the same competition year BD or BRC
	Senior Prelim BD Test 18	Unlimited Novice Points 0 points at Elementary or above			(c)	
	Junior Prelim	Unlimited Prelim Points Up to 35 points at Novice 0 points at Elementary or above			(c)	Horses cannot have competed in elementary or above in the same competition year BD or BRC
	Novice	Unlimited Novice Points Up to 35 Elementary Points 0 points at Medium or above			(c)	
	Elementary	Unlimited Elementary Points Up to 35 Medium Points 0 points at Adv. Medium or above			(c)	
	Medium	Unlimited Medium Points Up to 35 total points at Adv. Medium or above			(c)	
	Advanced Medium	Unlimited Adv. Medium Points Up to 50 total points at Advanced or above				
	Prelim Riding Test	Unlimited Prelim Points Up to 35 Novice Points 0 points at Elementary or above			FBHS, BHSI, BHSII (a), (c) <b>Rider cannot have competed at BE Novice or Elementary dressage or above in the current or previous calendar year BD or BRC.</b>	
	Novice Riding Test	Unlimited Novice Points Up to 35 Elementary Points 0 points at Medium or above			(c)	
	Pairs	<b>Unlimited Elementary Points Up to 35 Medium Points 0 points at Adv. Medium or above</b>			(c)	
	Team of 4				(c)	

(a) Qualification not to have been gained within the past ten years (b) refers to active riders of BD during the last 3 calendar years (c) Riders who have competed under FEI Rules in the relevant discipline in the last 5 calendar years.

Championship	Class/Level	Horses			Rider Eligibility (not permitted)	Horse Eligibility
		BD	BE	BS (e)		
Dressage to Music		Unlimited Prelim Points			FBHS, BHSI, BHSII (a),(c)	Horses cannot have competed in elementary or above in the same competition year BD or BRC. No horse may have been placed first to third in DTM Novice or above (BD or BRC) in the current or previous calendar year.
	Senior & Junior Prelim	0 points at Novice or above			Rider cannot have competed at BE Novice or Elementary dressage or above in the current or previous calendar year BD or BRC.	Horses cannot have competed in
	Novice 0 Points	Unlimited Prelim Points			(c) Rider cannot have competed at BE Novice or Elementary dressage or above in the current or previous calendar year BD or BRC.	elementary or above in the same competition year BD or BRC
	Senior Novice Points and Junior Novice	0 points at Novice or above			(c)	Senior Novice Points and Junior Novice
	Elementary	Unlimited Novice Points Up to 35 Elementary Points			(c)	Elementary
	Medium	0 points at Medium or above			(c)	
	Advanced Medium	Unlimited Elementary Points Up to 35 Medium Points				
	Novice Pairs	0 points at Adv. Medium or above			(c)	
	Open Pairs	Unlimited Medium Points,				
	Quadrille	Up to 35 total points at Adv. Medium or above			One member may have been first to third in FEI dressage competitions	
Introductory Championships	Intro	0 Points at all levels	0		FBHS, BHSI, BHSII (a), (c) Rider cannot have competed at BE Novice or Novice dressage or above in the current or previous calendar year BD or BRC.	Horses cannot have competed in Novice or above in the current or previous competition year BD or BRC
	Intro Pairs	Unlimited Prelim Points 0 points at Novice or above			FBHS, BHSI, BHSII (a), (c) Rider cannot have competed at BE Novice or Elementary dressage or above in the current or previous calendar year BD or BRC.	
	Prelim	Unlimited Prelim Points 0 points at Novice or above			FBHS, BHSI, BHSII (a),(c) Rider cannot have competed at BE Novice or Elementary dressage or above in the current or previous calendar year BD or BRC.	Horses cannot have competed in elementary or above in the same competition year BD or BRC.
Novice Winter Championship Senior and Junior	Intro	Up to 35 Prelim Points 0 points at Novice or above	0		FBHS, BHSI, BHSII (a), (c) Rider cannot have competed at BE Novice or Novice dressage or above in the current or previous calendar year BD or BRC.	Horses cannot have competed in novice or above in the current or previous competition year BD or BRC
	Prelim	Unlimited Prelim Points Up to 35 points at Novice 0 points at Elementary and above			FBHS, BHSI, BHSII (a), (c) Rider cannot have competed at BE Novice or Elementary dressage or above in the current or previous calendar year BD or BRC.	Horses cannot have competed in elementary or above in the same competition year BD or BRC
	Novice	Unlimited Novice Points Up to 35 Elementary Points 0 points at Medium or above			FBHS, BHSI, (c) Rider cannot have competed at BE Intermediate or Medium dressage or above in the current or previous calendar year BD or BRC.	

a) Qualification not to have been gained within the past ten years (b) refers to active riders of BD during the last 3 calendar years.  
(c) Riders who have competed under FEI Rules in the relevant discipline in the last 5 calendar years.

Championship	Class/Level	Horses			Rider Eligibility (not permitted)	Horse Eligibility
		BD	BE	BS (e)		
Intermediate Winter Championship Senior and Junior	Prelim	Unlimited Novice Points, Up to 35 Elementary Points, 0 points at Medium or above			(c)	
	Novice	Unlimited Novice Points, Up to 35 Elementary Points, 0 points at Medium or above			(c)	
	Juniors Only Novice 30 (2006)	Unlimited Elementary Points, Up to 35 Medium Points, 0 points at Adv. Medium or above			(c)	
	Elementary	Unlimited Elementary Points, Up to 35 Medium Points, 0 points at Adv. Medium or above			(c)	
	Medium	Unlimited Medium Points, Up to 35 total points at Adv. Medium or above			(c)	
	Advanced Medium	Unlimited Adv. Medium Points, Up to 50 total points at Advanced or above				

(a) Qualification not to have been gained within the past ten years (b) refers to active riders of BD during the last 3 calendar years (c) Riders who have competed under FEI Rules in the relevant discipline in the last 5 calendar years.

Championship	Class/Level	Horses			Rider Eligibility (not permitted)	Horse Eligibility
		BD	BE	BS (e)		
Arena Eventing and Combined Challenge	70		0 (0 BE Foundation Points)		Not to have completed a BE90, AE90, BRC HT90 or CH90 or above in the current competition year. Rider not to compete at 90 or above in qualifier or championship (c)	Horses may be registered with BE but must not have any BE points. Not to have been placed in the top six at BE 80 or to have completed a BE 90 or above in the current or previous calendar year.
	80		0		(c)	Horses may be registered with BE but must not have any BE points. Not to have been placed in the top six at BE 90 or to have completed a BE 100 or above in the current or previous calendar year.
	90		5		(c)	All horses may be currently registered with BE but must not have been placed in the first six in any BE 100 or completed a BE105 or higher in the current or previous calendar year.
	100		20		(c)	

(c) Riders who have completed under FEI Rules in the relevant discipline in the last 5 calendar years. For Eventing restrictions at AE70, AE80, AE90, CT75, CT85, HT80, CH80, HT90 and CH90 applies to 3\* (previously 2\* until end 2018) and above only and for AE100, HT100 and CH100 applies to 4\* (previously 3\* until 2018) and above only. No restriction on 100+  
(d) Other than notional points gained in 70cm and 80 cm classes held at BS Intro shows. BS Club points gained at any level will not be counted  
(e) All points gained for double clears will be counted. S.II points should be converted into pounds by multiplying by 9 for horses that have gained winnings in 120cm classes or above, 3 for horses that have gained winnings in classes lower than 120cm and 2.5 for ponies

Championship	Class/Level	Horses			Rider Eligibility (not permitted)	Horse Eligibility
		BD	BE	BS (e)		
Horse Trials Senior and Junior  No horse may compete in more than one HT class	HT 80		0		Not to have completed a BE 100 or BRC HT 100 or above in the current competition year at close of prelim entry. Riders may not compete at 100 or above in the same Qualifier or Championship. (c)	Horses may be registered with BE but must not have any BE points. Not to have been placed in the top six at BE 90 or to have completed a BE 100 or above in the current or previous calendar year
	Open HT 80		No Limit			
	HT 90		5		(c)	All horses may be currently registered with BE but must not have been placed in the first six in any BE 100 or completed a BE105 or higher in the current or previous calendar year
	HT 100		20		(c)	Horses may not have completed a BE Novice competition or above in the current or previous calendar year
	HT 100+		No Limit		Junior riders must be 12 years old on 1 January in the year they wish to take part in the 100+	
Combined Training Championship	Prelim & 75	Unlimited Prelim Points, 0 points at Novice or above	0	0 (d) (e)	(c)	Horses may be registered with BE but must not have any BE points. Not to have been placed in the top six at BE 90 or to have completed a BE 100 or above in the current or previous calendar year
	Novice & 85		10		(c)	
	Prelim & 85	Unlimited Prelim Points, 0 points at Novice or above	10	225 (e)	(c)	
	Novice & 75		0		(c)	Horses may be registered with BE but must not have any BE points. Not to have been placed in the top six at BE 90 or to have completed a BE 100 or above in the current or previous calendar year

(c) Riders who have competed under FEI Rules in the relevant discipline in the last 5 calendar years. For Eventing restrictions at CT75, CT85, HT80, HT90 applies to 2\* and above only and for HT100 and CH100 applies to 3\* and above only. No restriction on 100+.

(d) Other than notional points gained in 70cm and 80 cm classes held at BS Intro shows. BS Club points gained at any level will not be counted.

(e) All points gained for double clears will be counted. SJJ points should be converted into pounds by multiplying by 9 for horses that have gained winnings in 120cm classes or above, 3 for horses that have gained winnings in classes lower than 120cm and 2.5 for ponies.

Championship	Class/Level	Horses			Rider Eligibility (not permitted)	Horse Eligibility
		BD	BE	BS (e)		
National Championships Senior and Junior	70		0 (0 BE Foundation Points)	0 (0 BS Club Points gained at 90cm or higher) (d)	(c)	Horses may not have been placed in the top six at BE 90 or to have completed a BE 100 or above in the current or previous calendar year. Horses may not have completed a BRC HT 90 or above in the same competition year.
	80		5	75 (d)	(c)	Horses may be currently registered with BE but must not have been placed in the first six in any BE 100 competition or completed BE 105 or above in the current or previous calendar year
	Open 80		No Limit	No Limit		
	90		20	500 (d)	(c)	
	100		60	999 (d)	(c)	
	110		No Limit	No Limit		
	Style 75		0	0 (d)	FBHS, BHSI, BHSII (a), (c)	Horses may be registered with BE but must not have any BE points. Not to have been placed in the top six at BE 90 or to have completed a BE 100 or above in the current or previous calendar year
Novice Winter Championship Senior and Junior	Style 85		10	225		
	70		0 (0 BE Foundation Points)	0 (0 BS Club Points gained at 90cm or higher) (d)	(c)	Horses may not have been placed in the top six at BE 90 or to have completed a BE 100 or above in the current or previous calendar year. Horses may not have completed a BRC HT 90 or above in the same competition year.
	Open 80		No limit	No limit		
Intermediate Winter Championship Senior and Junior	80		5	75 (d)	(c)	Horses may be currently registered with BE but must not have been placed in the first six in any BE 100 or completed a BE Novice or above in the current or previous calendar year
	90		20	500 (d)	(c)	
	100		60	999 (d)	(c)	
	110		No Limit	No Limit		

(c) Riders who have completed under FEI Rules in the relevant discipline in the last 5 calendar years. For Eventing restrictions at AE70, AE80, AE90, CT75, CT85, HT80, CC70, CC80, HT90 and CC90 applies to 2\* and above only and for AE100, HT100 and CC100 applies to 3\* and above only. No restriction on 100+.

(d) Other than notional points gained in 70cm and 80 cm classes held at BS Intro shows. BS Club points gained at any level will not be counted except for 70cm SJ

(e) All points gained for double clears will be counted SJJ points should be converted into pounds by multiplying by 9 for horses that gained winnings in 120cm classes or above, 3 for horses that gained winnings in classes lower than 120cm and 2.5 for ponies.

## CR APPENDIX 3: ELIGIBILITY

This section should be read in conjunction with the table in CR Appendix 2. Horses may compete in any competition for which they are eligible. Horses may move up or down one level between competitions' seasons provided other eligibility requirements are met. Levels are classed as the following:

### Dressage

- Intro and Prelim
- Prelim and Novice
- Novice and above

### Riding Test – only permitted to compete once

### Show Jumping

- 70 and 80
- 80 and 90
- Open 80 and 90
- 90 and 100
- 100 and 110

Horses may compete at consecutive heights. Horses may only compete twice in show jumping classes (excluding Style Jumping). Horses may compete in teams at each height or as an individual. Horses may not compete in 80 and Open 80 in the same competition season.

**Style Jumping** – horse may only compete at one height

**Combined Training** – horse may only compete once as part of a team and once as an individual or twice as an individual at either height provided the dressage tests are different.

**HT** – horse may only compete at one height

**Arena Eventing** – horse may only compete at one height *until 31 August 2022. From 1 September 2022 horses will be permitted to compete at 2 consecutive heights.*

- 70 and 80
- 80 and 90
- 90 and 100

*Horses may only compete twice in Arena Eventing classes. Horses may compete in teams at each height or individually.*

**Combined Challenge** – horses may only compete at one height *until 31 August 2022. From 1 September 2022 horses will be permitted to compete at 2 consecutive heights.*

- 70 and 80
- 80 and 90
- 90 and 100

Horses may only compete twice in Combined Challenge classes. Horses may compete in teams at each height or individually.

- Horses may move up or down between competitions' seasons (see G3) provided other eligibility requirements are met. All of the above would be classed as separate competitions/disciplines.
- No horse may compete twice in the same team or in more than one team in the same competition unless expressly permitted.
- **A horse may compete at consecutive heights in show jumping, and from 1 September 2022, Arena Eventing and Combined Challenge.**
- A horse may not compete more than once in A Horse Trials competitions.
- Juniors and seniors may share horses, provided they are competing at the same level for dressage (if doing the same test and is judged by the same judge, the test sheet will be withheld until both tests are completed) and SJ. A horse may be shared by two seniors or two juniors but one must compete as an individual and may not ride the same test or jump. Where a senior and junior are sharing a horse for SJ (AE and/or CC from 1 September

2022) both the senior and junior class but then may not compete as an individual. For example a senior could compete in the Senior 90 SJ and the junior could compete in the Junior 90 SJ as the classes are split. The horse could not compete for the senior and then the junior in the 100cm as the class is a mixed class.

- For dressage competitions a horse may be ridden in more than one test if being competed individually and/or as part of a team except for Open Dressage and Prelim Dressage where a horse may compete in both classes as part of a team provided other eligibility criteria is met. Riding Test is classed as a separate competition. Where the Novice and Intermediate Winter Dressage Qualifiers are held on the same day a horse may compete in both as part of a team.
- For Pick a Test competitions a horse may enter both sections, but the sections will still be judged as one competition at qualifiers. The championship may be split if entries in each section are sufficient.
- For the Dressage to Music Championship only, horses will only be permitted to compete in two individual championship classes (warm up classes, direct entry and pairs not included). Competitors who qualify the same horse in three championship classes will be required to choose which championship classes they will contest at the Championship. This must be declared to the Official Steward at the qualifier.

## CR APPENDIX 3: CHAMPIONSHIP CLASSES

The senior and then the junior in the 100cm as the class is a mixed class.

### WINTER COMPETITIONS

#### Arena Eventing Championships

- Mixed Arena Eventing 100cm
- Senior and Junior Arena Eventing 90cm Senior and Junior
- Arena Eventing 80cm Mixed Arena Eventing 70cm

#### Novice Winter Championships

- Senior and Junior 80cm Winter SJ Senior and Junior
- 70cm Winter SJ Open 80cm Winter SJ
- Senior and Junior Novice Winter Dressage Senior and Junior Intro Winter Dressage

#### Intermediate Winter Championships

- Mixed 110cm Winter SJ Mixed 100cm Winter SJ
- Senior and Junior 90cm Winter SJ
- Senior and Junior Intermediate Winter Dressage Junior Elementary Winter Dressage
- Mixed Winter Pick a Test (Medium and Advanced Medium)

#### Combined Training Championships

- Senior and Junior Combined Training
- **Mixed Combined Challenge 70cm**
- **Senior and Junior Combined Challenge 80cm**
- **Senior and Junior Combined Challenge 90cm**
- **Mixed Combined Challenge 100cm**

### SUMMER COMPETITIONS

#### National Horse Trials Championships

- Mixed 100cm+ HT
- Mixed 100cm HT
- Senior and Junior 90cm HT
- Senior and Junior 80cm HT
- Open 80cm HT

#### National Championships

- Mixed 110cm SJ

- Mixed 100cm SJ
- Senior and Junior 90cm SJ
- Senior and Junior 80cm SJ
- Open 80 SJ
- Senior and Junior 70cm SJ
- Senior and Junior Style SJ

- Mixed Pick a Test (Medium and Advanced Medium) Senior Open Dressage
- Senior Prelim Dressage
- Senior Riding Test
- Senior Pairs Dressage Senior Intro Dressage
- Junior Dressage
- Junior Elementary
- Junior Riding Test
- Junior Pairs
- Junior Intro Dressage

#### Dressage to Music and Introductory Championships

- Mixed Pick a Test DTM (Medium and Advanced Medium)
- Mixed Elementary DTM
- Senior Novice with Points DTM
- Senior Novice 0 Points DTM
- Senior Prelim DTM
- Mixed Open Pairs DTM
- Mixed Novice Pairs DTM
- Junior Prelim DTM
- Junior Novice DTM
- Quadrille

**Senior and Junior Intro Senior and Junior Intro Dressage (Intro and Prelim) Dressage**  
**Mixed Intro Pairs Dressage**



**Hats**

Hats which meet the standards below must be worn with a harness properly adjusted and fastened. Skull caps must be worn with a silk. All Hats must be tagged with an aqua tag from BRC, PC or BE. Fixed peaks are not permitted in any competition where cross-country is involved but are permitted for dressage and show jumping.

<b>British</b>	<b>PAS 015: 1998*</b> or 2011 provided they are BSI Kitemarked or Inspec IC Marked VG1 01.040: 2014-12 provided they are BSI Kitemarked or Inspec IC Marked
<b>European</b>	VG1 01.040: 2014-12 provided they are BSI Kitemarked or Inspec IC Marked
<b>American</b>	ASTM F1163: 2004a or 04a onwards provided they are SEI marked <b>SNELL E2001*</b> and SNELL E2016
<b>Australian and New Zealand</b>	AS/NZS 3838: 2006 onwards provided they are SAI global marked

*\*From 1 January 2023 the PAS 015: 1998 and SNELL E2001 will no longer be accepted.*

**Body Protectors**

Body protectors are mandatory for any cross-country competitions and must have either a Level 3 2009 or after PURPLE label OR a BLUE 2018 label. Body protectors may be worn for dressage and show jumping – if worn; it should be fitted and worn as per the manufacturers' guidelines. Hybrid Air- jackets and air jackets incorporated into a blouson style jacket are permitted. Exo Body Cages are permitted with a Level 3 2000 purple label – the secretary must be **notified so they can inform the paramedic they need an allen key.**

**Jodhpurs and Breeches**

White, cream, or beige breeches or jodhpurs may be worn.

**Boots**

Long riding boots designed for riding are to be worn. Short riding boots with gaiters of the same leather and colour may be worn. Suede half chaps may be worn providing they are of identical colour to the boots and have no decoration or tassels of any sort.

**Jackets and Shirts**

Jackets or smart fitted waistcoats may be any conservative colours in muted tones; they may not be multi coloured or boldly pinstriped. Subtle pinstripes are permitted, as are colours and contrast piping to collar, lapels, pockets and vents. Service dress is permitted as is a tweed jacket with a coloured stock or collar and tie. White stocks, white American collar or white shirts with collar and tie may be worn.

At the discretion of the Official Steward, competitors may be permitted to ride without jackets or waistcoats in excessively hot weather. An American collar, correctly fastened stock or a suitable shirt that fastens at the neck with a tie must be worn. Short sleeved shirts may be worn at the discretion of the Official Steward and judge. Plain, dark coloured waterproof coats may be worn in wet weather.

For cross-country, a sweatshirt or shirt must be worn. Short sleeved shirts may be worn at the discretion of the organiser. Stocks should be properly tied.

**Hair and Jewellery**

It is advised that hair should be neatly secured and should not hang lower than the shoulder line when standing normally. Any item of jewellery or alternative medical treatment wrist bands should be covered up by clothing or gloves, if they cannot be removed, will be worn at the riders' own risk.

**Gloves**

Gloves must be worn in dressage competitions. Gloves are optional although are recommended for show jumping and cross-country competitions.

**Whips (Dressage)**

One whip of any length is permitted for all BRC dressage. Whips must not be used in a way or be of a length that disturbs other riders and may not be picked up if dropped during a test.

**Whips (Show Jumping and Cross-Country)**

One whip is permitted for show jumping and must be between 45cm and 75cm and must not be weighted or with a hard point at the end. The end of the whip must be padded. The 'pad' must be smooth with no protrusion or raised surface (which includes embroidery) and be made of a shock absorbing material throughout its circumference.

**Spurs (Dressage)**

Spurs must be made out of smooth material (metal or plastic), including the band around the heel which must be blunt and be incapable of wounding a horse. The overall length of the spur is not to exceed 4cm from the back of the boot to the end of the spur in its entirety. Only one pair of spurs may be worn and must be securely fastened in the traditional manner, with the curve, if any, pointing downwards with the shank pointing to the rear and the end clearly horizontal to the ground or pointing downwards. Swan neck spurs are permitted as are dummy spurs. Rowel spurs are permitted but must be round, smooth and free to rotate. Comb, tines and 'spursader' style spurs are not permitted.

**Spurs (Show Jumping)**

Spurs must be made out of smooth material (metal or plastic), including the band around the heel which must be blunt and be incapable of wounding a horse. The overall length of the spur is not to exceed 4cm from the back of the boot to the end of the spur in its entirety. Only one pair of spurs may be worn and must be securely fastened in the traditional manner, with the curve, if any, pointing downwards with the shank pointing to the rear and the end clearly horizontal to the ground or pointing downwards. Spur designs which include necks set to the inside of the heel, roughened/cutting edges or serrated spurs with or without necks are not permitted. Rowelled spurs, if worn must have smooth rowels with a diameter of no less than 1cm and no greater than 2cm, with a minimum width of 2mm. Horizontal rowels are not permitted.

**Spurs (Cross-Country)**

Spurs must be made out of smooth material (metal or plastic), including the band around the heel which must be blunt and be incapable of wounding a horse. The overall length of the spur is not to exceed 4cm from the back of the boot to the end of the spur in its entirety. One pair of securely fastened spurs worn in the traditional manner only may be worn, with the curve, if any, with the shank pointing to the rear and the end clearly horizontal to the ground or pointing downwards. Comb, tines and 'spursader' style spurs are not permitted. Rowel spurs are permitted but must be free to rotate and must be round and smooth.

## CR APPENDIX 5: TACK RULES – DRESSAGE INCLUDING RIDING TEST, COMBINED TRAINING AND HORSE TRIALS DRESSAGE

### The following ARE permitted:

- English and continental type saddles
- Preliminary, Novice, Teams of Four and Riding Tests – snaffle bridles only
- Miklem Bridles are allowed as snaffle bridles with permitted bits only at any level
- Elementary and above tests – ordinary snaffle or double bridles
- Nosebands are compulsory (drop, flash, crossed (including grackles) or cavesson) with a snaffle. For double bridles a cavesson noseband only
- Discreet padding of the bridle at the poll or noseband
- Nose nets & Equilibrium Net Relief Riding Masks or similar that are discreet and cover the nose only, leaving the mouth and bit visible
- Breastplates, cruppers and balancing straps
- Neckstraps at any level
- Ear covers and fly hoods are permitted for all competitions, and may also provide noise reduction. Ear covers/fly hoods must not cover the horse's eyes and should be discreet in colour and design.
- A gel pad, memory foam or sheepskin seat saver provided it is unobtrusive and matches the colour of the saddle
- Anti-fly impregnated brow-bands or fly repellent discs
- Saddle cloths and numnahs - see G21.1
- Sponsors logos on clothing (see relevant discipline)
- A stallion disc MUST be displayed on each side of a stallions bridle at all times
- Side saddles (Pure Dressage only)
- Diamanté plaiting bands
- Bridle/saddle pad number (if worn, must be shown on both sides)
- Quarter marks, if used, must be simple with no glitter or colouring.

### The following ARE NOT permitted:

- Martingales
- Double bridle (except pure Dressage at Elementary and above)
- Bit guards, tongue guards and tongue straps or tying down the horses tongue
- Boots and bandages (except in warm up)
- Substitutes for conventional shoes (except in warm up)
- Elasticated reins
- Side saddles (except pure Dressage)
- Saddle covers
- Market Harborough, side, draw, check or running reins
- Hackamores and other bitless bridles
- Blinkers or hoods
- Ear plugs (Spot checks may be carried out – evidence of use for sound muffling may incur elimination)
- Fine wire, twine or cord around the horse's mouth
- Full faced fly shields
- Sheepskin cheek pieces or any other attachment that may affect the horse's vision.
- **Belly bandages/spur guards**

You may not warm up in equipment not permitted in the actual test except where specified. Where this list does not specify, please see the relevant disciplines guidelines.

## CR APPENDIX 5: TACK RULES – SHOW JUMPING INCLUDING STYLE JUMPING, COMBINED TRAINING AND HORSE TRIALS SHOW JUMPING

### The following ARE permitted:

- English type saddles
- Hackamores and other bitless bridles
- Micklem bridles with permitted bits
- A stallion disc MUST be displayed on each side of a stallions bridle at all times
- Breastplates
- Neckstraps at any level
- Nose nets that are discreet and cover the nose only, leaving the mouth and bit visible
- Only one martingale (standing, Irish or running). Standing martingales MUST be attached to the cavesson part of the noseband fitted above the bit, running martingales MUST have rein stops.
- Combination martingales (standing and running in one martingale) are permitted only for pure Show Jumping and Style Jumping
- More than one noseband may be worn at a time
- Tongue guards that are properly made and detached from the reins and bits
- Bitguards provided that they are made of rubber and are smooth on both sides
- Boots and bandages
- Discreet fly fringes, gauzes
- Ear covers and fly hoods are permitted for all competitions, and may also provide noise reduction. Ear covers/fly hoods must not cover the horse's eyes and should be discreet in colour and design
- **Titanium hoods**
- Anti-fly impregnated browbands or fly repellent discs
- Numnahs and saddle cloths - see G21.1
- Sponsors logos on clothing (see discipline rules)
- Leather, sheepskin or similar material may be used on each cheek piece of the bridle providing the material does not exceed 3cm in diameter measured from the horses cheek (pure Show Jumping and Style Jumping only).

### The following ARE NOT permitted:

- Side saddles
- Saddle covers and seat savers, except an unobtrusive saddle coloured gel pad seat saver, unless the rider has dispensation from BRC office
- Market Harborough
- Combination Martingales for Horse Trials, Combined Training Show Jumping and Arena Eventing
- Side, draw, check or running reins
- Blinkers or hoods which impede the horses vision
- Fine wire, twine or cord around the horse's mouth
- Full faced fly shields
- Tongue straps or tying down the horses tongue
- Substitutes for conventional shoes (except in warm up)

You may not warm up in equipment not permitted in the actual competition. Where this list does not specify, please see the relevant disciplines guidelines.

**CR APPENDIX 5: TACK RULES – CROSS-COUNTRY INCLUDING ARENA EVENTING**

**TACK:**

**The following ARE permitted:**

- English type saddles
- A noseband is compulsory
- More than one noseband may be worn at a time
- Only one martingale (Irish or running) running martingales MUST have rein stops
- Tongue guards that are properly made and detached from the reins and bit
- Hackamores and other bitless bridles
- Micklem Bridles with permitted bits
- A stallion disc MUST be displayed on each side of a stallions bridle at all times
- Nose nets that are discreet and cover the nose only, leaving the mouth and bit visible
- Ear covers and fly hoods are permitted for all competitions, and may also provide noise reduction. Ear covers/fly hoods must not cover the horse's eyes and should be discreet in colour and design
- Fly Fringes
- **Nasal Strips**
- Bitguards provided that they are made of rubber and are smooth on both sides
- Breastplate
- Neckstraps at any level
- Anti-fly impregnated browbands or fly repellent disc
- Numnahs and saddle cloths - see G21.1
- Boots and bandages
- Sponsors logos on clothing (see discipline rules)
- Medical armbands, **if worn**, must be worn on the arm & filled out with up-to-date information
- Stopwatches are allowed at all levels of BRC Horse Trials but are not permitted in Arena Eventing **or Combined Challenge**.

**The following ARE NOT permitted:**

- Side saddles and Racing saddles
- Saddle covers and seat savers, except an unobtrusive saddle coloured gel pad seat saver, unless the rider has dispensation from BRC office
- Market Harborough
- Side, draw, check or running reins
- Standing martingales and combination martingales
- Blinkers or hoods which impede the horses vision
- Fine wire, twine or cord around the horse's mouth
- Full faced fly shields
- Sheepskin cheek pieces or any other attachment that may affect the horse's vision
- Tongue strap
- Substitutes for conventional shoes, except in warm up
- Electronic devices or head cams.

You may not warm up in equipment not permitted in the actual competition.  
Where this list does not specify, please see the relevant disciplines guidelines.

**CR APPENDIX 6: TACK SUMMARY**

COMPETITIONS	BRIDLE	BIT GUARD	TONGUE GUARD	NOSE BAND	BREAST PLATES	NECK STRAPS	WHIPS	SPURS	M/ GALES	BANDAGE/ BOOTS
Dressage up to Novice	Snaffle R	No	No	Drop, flash, crossed or cavesson R	Yes	Yes	Yes	Yes	No	No
Dressage Elementary and above	Snaffle or Double R	No	No	Drop, flash, crossed, cavesson with a snaffle or a cavesson with a double bridle R	Yes	Yes	Yes	Yes	No	No
Riding Test	Snaffle R	No	No	Drop, flash, crossed or cavesson R	Yes	Yes	Yes	Yes	No	No
Show Jumping	R	Yes	Yes	Yes	Yes	Yes	45-75cm	Yes	Yes	Yes
Style Jumping	R	Yes	Yes	Yes	Yes	Yes	45-75cm	Yes	Yes	Yes
Horse Trials and Combined Training Dressage	Snaffle R	No	No	Drop, flash, crossed or cavesson R	Yes	Yes	Yes	Yes	No	No
Horse Trials and Combined Training Show Jumping	R	Yes	Yes	Yes	Yes	Yes	45-75cm	Yes	Yes	Yes
Horse Trials Cross-country	R	Yes	Yes	R	Yes	Yes	45-75cm	Yes	Yes	Yes
Arena Eventing	R	Yes	Yes	R	Yes	Yes	45-75cm	Yes	Yes	Yes

R = required  
Yes = optional  
No = not permitted

NOTES: For further details on each item please see Appendices 4 and 5

### CR APPENDIX 7: PERMITTED BITS; DRESSAGE ALL TESTS INCLUDING HORSE TRIALS AND COMBINED TRAINING

For Dressage (incl. Horse Trials and Combined Training Dressage) & RT BRC follows BD in their accepted bits. Bits must be used in their manufactured condition without any addition to/on any part.

Please see the BD Approved Tack Guide for a pictorial guide on permitted bits available on the BD website. <https://www.britishdressage.co.uk/rules>

#### Permitted:

Bits of rubber, nylon or other synthetic materials

A mix of metals in the mouth

Snaffles are permitted for all tests

Double bridles at Elementary and above only

Combinations of mouthpieces may be used with any of the permitted cheeks or rings

#### Not Permitted:

Bitguards

Mouthpieces less than 10mm in diameter

Rainbow bits

Bitless Bridles or no bit

#### Double Bridles:

All permitted snaffle bits may be used with the exception of any mouthpiece with full cheeks.

Rigid bits coated in plastic are permissible for a double bridle; however flexible rubber bits are not permitted.

#### Curbs:

Curbs may have straight or s-shaped cheeks, they may have fixed, rotating or sliding mouthpieces. The lever arm of the curb is limited to 10cm in length (length below the mouthpiece). The upper cheek must not be longer than the lower cheek. The ring of the bradoon bit must not exceed 8cm in diameter. If the curb has a sliding mouthpiece, the lever arm of the curb bit below the mouthpiece should not measure more than 10cm when the mouthpiece is at the uppermost position. The diameter of the mouthpiece of the bradoon and/or curb must be such as not to hurt the horse.

The curb chain (including its cover) may be made of leather, metal, neoprene or rubber or a combination thereof and must be fitted in the conventional way.

### CR APPENDIX 8A: SPEEDS AND DISTANCES

COMPETITION	DISTANCE XC	SPEED XC	SPEED SJ
<b>SENIORS &amp; JUNIORS</b>			
Show Jumping and Style Jumping			325mpm
HT 80 Cross-country	1600 to 2800m	435mpm	325mpm
HT 90 Roads/Tracks (A)	1100 to 4500m	200mpm	
HT 90 Steeplechase (B)	1000m	500mpm	
HT 90 Roads/Tracks (C)	2000 to 5000m	150mpm	
HT90 XC (D)	1600 to 2800m	450mpm	325mpm
HT 100 Roads/Tracks (A)	1100 to 4500m	200mpm	
HT 100 Steeplechase (B)	1100m	550mpm	
HT 100 Roads/Tracks (C)	2000 to 5000m	150mpm	
HT 100 (D)	1800 to 2800m	475mpm	325mpm
HT 100+ Roads/Tracks (A)	1100 to 4500m	220mpm	
HT 100+ Steeplechase (B)	1100m	550mpm	
HT 100+ Roads/Tracks (C)	2000 to 5000m	160mpm	
HT 100+ Cross-country (D)	1800 to 2800m	475mpm	325mpm

### CR APPENDIX 8B: SUMMARY OF CROSS-COUNTRY COURSE REQUIREMENTS

COMPETITION	JUMPING EFFORTS	MAXIMUM HEIGHT	HIGHEST POINT	MAXIMUM WIDTHS	
				AT BASE	SPREAD ONLY
<b>SENIORS &amp; JUNIORS</b>					
HT 80	<b>18 to 23</b>	80cm	90cm	1.25m	1.00m
HT 90	<b>18 to 23</b>	90cm	1.00m	1.50m	1.20m
HT 100 & HT 100+	18 to 25	1.00m	1.10m	1.80m	1.80m
HT 90 Steeplechase	6	90cm			
HT 100 & 100+ Steeplechase	6	1.10m			



COMPETITIONS	No. OF FENCES 1st Round (g)		No. OF FENCES 2nd Round (First Part) (g)		No. OF FENCES 2nd Round (Jump-Off Part) (g)		DOUBLES		TREBLES		WATER JUMP		WATER TRAY		MAX HEIGHT	SPREAD	TRIPLEBAR
	AREA	CHAMP	AREA	CHAMP	AREA	CHAMP	AREA	CHAMP	AREA	CHAMP	AREA	CHAMP	AREA	CHAMP	A & C	A & C	A & C
70 Winter SJ	8	9	6	6	5	6	1-2	(a)	No	No	No	No	No	No	70cm(f)	75c (b)(f)	90cm(f)
80 Winter SJ and Open 80 SJ	8	9	6	6	5	6	1-2	(a)	No	No	No	No	No	No	80cm (f)	85cm(b)(f)	1.00m(f)
90 Winter SJ	8	10	6	6	5	6	1	(a)	No	(a)	No	No	Yes	Yes	90cm(f)	95cm (b)(f)	1.15m(f)
100 Winter SJ	8	10	6	6	5	6	1	(a)	No	(a)	No	No	Yes	Yes	1.00m(f)	1.05m (b)(f)	1.30m(f)
110 Winter SJ	8	10	6	6	5	6	1	(a)	No	(a)	No	Yes	Yes	Yes	1.10m(f)	1.15m (b)(f)	1.45m(f)
70 Summer SJ	8	9	6	6	5	5	1-2	(a)	No	No	No	No	No	No	70cm(f)	75c (b)(f)	90cm(f)
80 Summer SJ	9	10	7	7	6	6	1-2	(a)	No	(a)	No	No	No	No	80cm (f)	85cm (b)(f)	1.00m (f)
90 Summer SJ	9	10	7	7	6	6	2	(a)	No	(a)	No	Yes	Yes	Yes	90cm (f)	95cm (b)(f)	1.15m (f)
100 Summer SJ	9	10	7	7	6	6	2	(a)	No	(a)	No	Yes	Yes	Yes	1.00m (f)	1.05m (b)(f)	1.30m (f)
110 Summer SJ	9	10	7	7	6	6	2	(a)	No	(a)	No	Yes	Yes	Yes	1.10m (f)	1.15m (b)(f)	1.45m (f)

(a) Either 2 doubles or 1 double and 1 treble (b) If the first fence is a spread it must be of an ascending profile (c) At least 3 fences must be a spread (d) At championship 2 fences should be set 5cm above max height (e) First 3 fences should be set approx. 5 cm below max height (f) Maximum in 1st round will be raised by 5cm per round (including jump-off section at qualifiers at judge/course builders discretion (g) Minimum number of fences required – maximum number will be at the discretion of course builder

COMPETITIONS	No. OF FENCES (g)		DOUBLES		TREBLES		WATER JUMP		WATER TRAY		MAX HEIGHT	SPREAD	TRIPLEBAR
	AREA	CHAMP	AREA	CHAMP	AREA	CHAMP	AREA	CHAMP	AREA	CHAMP	A & C	A & C	A & C
HT 80 and Open HT 80	9 (c)	9 (c)	1-2	(a)	No	No	No	No	No	No	80cm (d)(e)	80cm	90cm
HT 90	9 (c)	9 (c)	1-2	(a)	No	No	No	No	No	No	90cm (d)(e)	1.0m	1.20m
HT 100	9 (c)	9 (c)	1-2	(a)	No	No	No	No	No	No	1.00m(d)(e)	1.15m	1.30m
HT 100+	9 (c)	9 (c)	1-2	(a)	No	(a)	No	No	No	No	1.10m (d)(e)	1.35m	1.50m
Style 75 and Combined 75	8 (c)	8 (d)	1	1	No	No	No	No	No	No	75cm	80cm	90cm
Style 85 and Combined 85	8 (c)	8 (c)	1	1	No	No	No	No	No	No	85cm	90cm	1.00m

(a) Either 2 doubles or 1 double and 1 treble (b) If the first fence is a spread it must be of an ascending profile (c) At least 3 fences must be a spread (d) At championship 2 fences should be set 5cm above max height (e) First 3 fences should be set approx. 5 cm below max height (f) Maximum in 1st round will be raised by 5cm per round (including jump-off section at qualifiers at judge/course builders discretion (g) Minimum number of fences required – maximum number will be at the discretion of course builder

Class	MINIMUM JUMPING EFFORTS* (SJ includes Joker fence) (g)	MMAXIMUM HEIGHT (excludes Joker fence)	Speed mpm	MAXIMUM WIDTHS		
				SPREAD HIGHEST POINT	SPREAD AT BASE	SPREAD ONLY
Arena Eventing 70	SJ 6 (a)	70cm	340	N/A	N/A	75cm
	XC 6			80cm	1.00m	90cm
Arena Eventing 80	SJ 6 (a)	80cm	350	N/A	N/A	85cm
	XC 6			90cm	1.25m	1.00m
Arena Eventing 90	SJ 6 (a)	90cm	360	N/A	N/A	95cm
	XC 6			1.00m	1.50m	1.20m
Arena Eventing 100	SJ 6 (a)	1.00m	375	N/A	N/A	1.05m
	XC 6			1.10m	1.80m	1.80m

(a) SJ course where possible should contain a double (g) Minimum number of fences required - maximum will be at the discretion of the course builder

## CR APPENDIX 8E: SUMMARY OF COMBINED CHALLENGE SPEEDS

CLASS	MINIMUM JUMPING EFFORTS	MINIMUM TOTAL EFFORTS	MAXIMUM HEIGHT	SJ Speed mpm	XC Speed mpm (small arenas)	XC Speed mpm (large arenas)	MAXIMUM WIDTHS		
							SPREAD HIGHEST POINT	SPREAD AT BASE	SPREAD ONLY
Mixed 70	SJ 6 (a)	12	70cm	340	340	375	N/A	N/A	75cm
	XC 6						80cm	1.00m	90cm
Senior and Junior 80	SJ 6 (a)	12	80cm	340	350	375	N/A	N/A	85cm
	XC 6						90cm	1.25m	1.00m
Senior and Junior 90	SJ 6 (a)	12	90cm	340	360	375	N/A	N/A	95cm
	XC 6						1.00m	1.50m	1.20m
Mixed 100	SJ 6 (a)	12	1.00m	340	375	375	N/A	N/A	1.05m
	XC 6						1.10m	1.80m	1.80m

(a) SJ course where possible should contain 1 double

## CR APPENDIX 9: MAXIMUM NUMBER OF COMPETITORS IN AN ARENA

Dressage Test	Max No	Arena Size	Interval
Intro A & Intro B & Intro C	32	20 x 40	6 & 7
Prelim 1	32	20 x 40	8 & 7
Prelim 2	32	20 x 40	6 & 7
Prelim 7	32	20 x 40	6 & 7
Prelim 12	32	20 x 40	6 & 7
Prelim 13	32	20 x 40	6
Prelim 14	32	20 x 40	6 & 7
Prelim 18	32	20 x 40	6 & 7
Novice 24	32	20 x 40	6 & 7
Novice 27	32	20 x 40	6 & 7
Novice 28	32	20 x 40	6 & 7
Novice 30	32	20 x 40	6 & 7
Novice 34	30	20 x 40	7
Novice 39	30	20 x 60	7
Elementary 40	30	20 x 60	7
Elementary 42	32	20 x 40	6 & 7
Elementary 44	30	20 x 40	7
Medium 63	30	20 x 40	7 & 8
Medium 69	30	20 x 60	7
Advanced-Medium 90	30	20 x 40	7
Advanced-Medium 91	30	20 x 60	7 & 8
BRC Pairs 5 Dressage	34	20 x 40	6
BE90 Dressage 91 Qualifier	32	20 x 40	6
BE90 Dressage 92 Championship	40	20 x 40	6
BE90 Dressage 93 Championship	40	20 x 60	6
BE90 Dressage 95 Qualifier	32	20 x 40	6
BE90 Championship 98 Championship	40	20 x 60	6
BE100 Dressage 101 Qualifier	32	20 x 40	6
BE100 Championship 109	40	20 x 60	6
BE Nov Dressage 110	32	20 x 40	6
BE Nov Dressage 113	40	20 x 60	6 & 7
BD Prelim Freestyle to Music	30	20 x 60*	7
BD Novice Freestyle to Music	30	20 x 60*	7
BD Elementary Freestyle to Music	30	20 x 60*	7
BD Medium Freestyle to Music	30	20 x 60*	7
BD Adv. Medium Freestyle to Music	30	20 x 60*	7
BRC Novice Pairs Freestyle to Music	30	20 x 60*	6 & 7
BRC Open Pairs Freestyle to Music	30	20 x 60*	6 & 7
BRC Intro Pairs Test	30	20 x 40	6 & 7

The maximum number or riders per arena should be adhered to at all area qualifiers and championships unless dispensation is granted. The numbers to qualify (relating to highest placed individual per arena) will be based on number of pre-entries being split into the correct number of arenas. \*At Dressage to Music Qualifiers the tests may be ridden in 20 x 40 arenas at the organiser's discretion.

## CR APPENDIX 10A: SUMMARY OF AWARDS AND NUMBERS TO QUALIFY – SENIORS

COMPETITION	NO. TO QUALIFY		AWARDS			
			TEAM		INDIVIDUAL	
	TEAM	IND	AREA	CHAM	AREA	CHAM
Novice Winter Dressage	1 to 20: 1 21 to 30: 2 31 to 40: 3 40 or more : 4	Highest placed rider in each arena not part of the qualifying team	1 to 6	1 to 10	1 to 6 per test	1 to 10 per arena (a)
Intermediate Winter Dressage	1 to 20: 1 21 to 30: 2 31 to 40: 3 40 or more : 4	Highest placed rider in each arena not part of the qualifying team	1 to 6	1 to 10	1 to 6 per test	1 to 10 per arena (a)
Prelim Dressage & Open Dressage (National Champs)	1 to 15: 1 16 or more: 2	Highest placed rider in each arena not part of the qualifying team	1 to 6	1 to 10	1 to 6 per test	1 to 10 per arena (a)
Intro Dressage (Novice Winter Champs and National Champs)	N/A	1 to 10: 1 11 to 20: 2 and so on	1 to 6	1 to 10	1 to 6 per test	1 to 10 per arena (a)
Pick a Test Dressage	N/A	1 to 6: 1, 7 to 12: 2, 13 to 19: 3 and so on Highest placed Advanced Medium rider may also be invited if does not fall into the numbers above	N/A	N/A	1 to 6 overall	1 to 10 per section
Pairs Dressage	1 to 6: 1 7 or more: 2	N/A	1 to 6	1 to 10	N/A	N/A
Team of Four	N/A	N/A	N/A	1 to 10	N/A	N/A
DTM Prelim & Novice(c)	N/A	1 to 10: 1, 11 to 20: 2 and so on	N/A	N/A	1 to 6	1 to 10
DTM Elementary	N/A	1 to 9: 1, 10 to 14: 2 15 to 19: 3 and so on	N/A	N/A	1 to 6	1 to 10
DTM Pick a Test	N/A	1 to 5: 1 6 to 10: 2 and so on <i>per test</i>	N/A	N/A	1 to 6 overall	1 to 10 per section
DTM Pairs (mixed)	1 to 9: 1 10 or more: 2	N/A	1 to 6	1 to 10	N/A	N/A
Riding Test	1 - 6: 1 7 or more: 2	Highest placed rider in each arena not part of the qualifying team	1 to 6	1 to 10	1 to 6	1 to 10 per arena (a)
70, 80 and 90 Winter SJ	1 to 15: 1 16 or more: 2	Highest placed rider not part of the qualifying team	1 to 6	1 to 10	1 to 6	1 to 10
Open 80 Winter and Summer SJ	N/A	1 - 10: 1 11 - 20: 2 and so on	N/A	N/A	1 to 6	1 to 10
70 Summer SJ	1 to 15: 1 16 or more: 2	Highest placed rider not part of the qualifying team	1 to 6	1 to 10	1 to 6	1 to 10
80 Summer SJ	1 to 15: 1 16 or more: 2	Highest placed rider not part of the qualifying team	1 to 6	1 to 10	1 to 6	1 to 10
90 Summer SJ	1 to 9: 1 10 or more: 2	Highest placed rider not part of the qualifying team	1 to 6	1 to 10	1 to 6	1 to 10
100 SJ	1 - 6: 1 7 or more: 2	Highest placed rider not part of the qualifying team	1 to 6	1 to 10	1 to 6	1 to 10
110 SJ	1 - 5 : 1 6 or more :2	2 highest placed riders in each arena not part of the qualifying team	1 to 6	1 to 10	1 to 6	1 to 10
Style Jumping	1 per area	Highest placed rider at each height not part of the qualifying team	1 to 6	1 to 10	1 to 6	1 to 10
Combined Training	1 to 12: 1 13 to 20: 2 21 or more: 3	Highest placed rider in each arena not part of the qualifying team	1 to 6	1 - 10	1 to 6 per arena	1 to 10 per arena
Arena Eventing 70, 80, 90 and 100	1 per area	Highest placed rider not part of the qualifying team	1 to 6	1 to 10	1 to 6	1 to 10 (b)
Open HT 80	N/A	1 - 5: 1 6 or more: 2	N/A	N/A	1 to 6	1 to 10
HT 80	1 to 15: 1 15 to 20: 2 21 or more: 3	Highest placed rider in each arena not part of the qualifying team	1 to 6	1 to 10	1 to 6 per arena	1 to 10 (b)
HT 90	1 to 12: 1 12 to 20: 2 21 or more: 3	Highest placed rider in each arena not part of the qualifying team	1 to 6	1 to 10	1 - 6 per arena	1 to 10 (b)
HT 100	1 to 6: 1 7 or more: 2	Highest placed rider in each arena not part of the qualifying team	1 to 6	1 to 10	1 to 6 per arena	1 to 10 per arena (a) (b)
Open HT 100+	1 to 4: 1 5 or more: 2	2 highest placed riders in each arena not part of the qualifying team	1 to 6	1 to 10	1 to 6 per arena	1 to 10 per arena (a) (b)
Intro Dressage (Introductory Champs)	1 to 15: 1 16 or more: 2	highest placed rider in each arena not part of the qualifying team	1 to 6	1 to 10	1 to 6 per arena	1 to 10 per arena (a)

(a); Plus best overall score calculated mathematically by the Chief Scorer (b); Additional prize at Championships for best team with all four scores counting (c); The novice DTM will be split, 1 for ponies/horses with no dressage points, the other for ponies/horses with BD points. Please Note: These summaries are intended as a guide. The number of individuals invited to the Championships will depend on the number of arenas that should have been used according to Appendix 9. Wildcards may be offered if space permits.

**CR APPENDIX 10B: SUMMARY OF AWARDS AND NUMBERS TO QUALIFY – JUNIORS**

COMPETITION	NO. TO QUALIFY		AWARDS			
			TEAM		INDIVIDUAL	
	TEAM	IND	AREA	CHAM	AREA	CHAM
Novice Winter Dressage	1 to 8: 1 9 or more: 2	Highest placed rider in each arena not part of the qualifying team	1 to 6	1 to 10	1 to 6 per test	1 to 10 per arena (a)
Intermediate Winter Dressage	1 to 4: 1 5 or more: 2	Highest placed rider in each arena not part of the qualifying team	1 to 6	1 to 10	1 to 6 per test	1 to 10 per arena (a)
Pick a Test Dressage	Mixed Class – See Senior Numbers to qualify Appendix 10A					
Junior Dressage (National Champs)	1 to 4: 1 5 or more: 2	Highest placed rider in each arena not part of the qualifying team	1 to 6	1 to 10	1 to 6 per test	1 to 10 per arena (a)
Elementary Dressage	N/A	1 to 4: 1 5 or more: 2	N/A	N/A	1 to 6	1 to 10
Pairs Dressage	1 to 4: 1 5 or more: 2	N/A	1 to 6	1 to 10	N/A	N/A
Intro Dressage (Novice Winter Champs and National Champs)	N/A	1 to 5: 1 6 to 10: 2 and so on	N/A	N/A	1 to 6	1 to 10
DTM Prelim & Novice	N/A	1 to 5: 1 6 to 10: 2 and so on	N/A	N/A	1 to 6	1 to 10
DTM Elementary	Mixed Class – See Senior Numbers to qualify Appendix 10A					
DTM Pick a Test	Mixed Class – See Senior Numbers to qualify Appendix 10A					
DTM Pairs (mixed)	Mixed Class – See Senior Numbers to qualify Appendix 10A					
Riding Test	1 to 4: 1 5 or more: 2	Highest placed rider in each arena not part of the qualifying team	1 to 6	1 to 10	1 to 6	1 to 10 per arena (a)
70 & 80 Winter SJ	1 to 6: 1 7 or more: 2	Highest placed rider not part of the qualifying team	1 to 6	1 to 10	1 to 6	1 to 10
90 Winter SJ	1 to 6: 1 7 or more: 2	Highest placed rider not part of the qualifying team	1 to 6	1 to 10	1 to 6	1 to 10
70 Summer SJ	1 to 6: 1 7 or more: 2	Highest placed rider not part of the qualifying team	1 to 6	1 to 10	1 to 6	1 to 10
80 Summer SJ	1 to 6: 1 7 or more: 2	Highest placed rider not part of the qualifying team	1 to 6	1 to 10	1 to 6	1 to 10
90 Summer SJ	1 to 6: 1 7 or more: 2	Highest placed rider not part of the qualifying team	1 to 6	1 to 10	1 to 6	1 to 10
Intro Dressage (Introductory Champs)	1 to 8: 1 9 or more: 2	Highest placed rider in each arena not part of the qualifying team	1 to 6	1 to 10	1 to 6 per test	1 to 10 per arena (a)
Open 80, 100 & 110 Winter & Summer SJ	Mixed Class – See Senior Numbers to qualify Appendix 10A					
Style Jumping	1 per arena	Highest placed rider at each height not part of the qualifying team	1 to 6	1 to 10	1 to 6	1 to 10
Arena Eventing 80, 90	1 per arena	Highest placed rider not part of the qualifying team	1 to 6	1 to 10	1 to 6	1 to 10 (b)
Arena Eventing 70 & 100	Mixed Class – See Senior Numbers to qualify Appendix 10A					
Combined Training	1 to 4: 1 5 or more: 2	Highest placed rider in each arena not part of the qualifying team	1 to 6	1 – 10	1 to 6 per arena	1 to 10 per arena
HT 80, HT 90	1 to 4: 1 5 or more: 2	Highest placed rider in each arena not part of the qualifying team	1 to 6	1 to 10	1 to 6 per arena	1 to 10 per arena (a) (b)
Open HT 100+, Open HT 80	Mixed Class – See Senior Numbers to qualify Appendix 10A					

(a) : Plus best overall score calculated mathematically by the Chief Scorer  
 (b) : Additional prize at Championships for best team with all four scores counting  
 Wild cards may be offered if space permits.

**CR APPENDIX 11A: OVERALL AWARDS**

**Examples of evaluating overall individual awards**

1. Calculate the average percentage score for each arena (for horse trials and combined training only use the dressage penalties) after discarding the highest and lowest score from each arena.
2. Decide which is the best scoring arena (highest average percentage for dressage or riding test, lowest average penalties for horse trials and combined training)
3. Assess the difference between the average of each arena and the average of the best arena
4. Add (or subtract for horse trials and combined training) the difference to/from the score of each competitor in each other arena
5. Now assess the best overall mark

**Dressage Example**

Arena 1	Average 49%
Arena 2	Average 45%
Arena 3	Average 47%
Arena 4	Average 50%

So, the best marked Arena is Arena 4 at 50%, therefore, we would need to add 1 to Arena 1 competitors scores, 5 to Arena 2 scores and 3 to Arena 3 scores.

**Horse Trials / Combined Training Example**

Arena 1	Average 35 penalties
Arena 2	Average 32 penalties
Arena 3	Average 37 penalties
Arena 4	Average 33 penalties

So, the best marked Arena is Arena 2 at 32 penalties, therefore, we would need to deduct 3 from the Arena 1 competitors scores, 5 from Arena 3 scores and 1 from Arena 4 scores.

If as a result of these calculations a rider's dressage % is more than 100 or their horse trial penalties is less than 0, the calculation needs to be reversed to take the percentages down or penalties up.

**CR APPENDIX 11B: EVALUATING TEAM PENALTIES**

For competitions where a team's score is decided by the positions of its team members in their respective arenas.

Once the placings for an arena have been calculated, the team penalties for all team riders in that arena can be worked out.

This is done as follows:-

The individual positions of each team rider in the arena, discounting non team members, are converted to penalties as follows:- 1st = 1 penalty; 2nd = 2 penalties, 3rd = 3 penalties and so on.

Example

Rider Number	Position in Arena	Team Penalties
123	1st	Non Team Member
134	2nd	1
156	3rd	2
132	4th	3
140	5th	Non Team Member
170	6th	4
168	7th	5
157	8th	Non Team Member
180	=9th	6
181	=9th	6
182	11th	8

**CR APPENDIX 12: AFFILIATED RIDING CLUBS AND CENTRES BY AREA**

**AREA 1: SOUTHERN SCOTLAND**

ALMOND RIDING CLUB OF WEST  
 LOTHIANARGYLL RIDING CLUB  
 ARRAN RIDING CLUB  
 AYR RIDING CLUB  
 BARRHEAD RIDING CLUB  
 DUNEDIN COMBINED TRAINING GROUP  
 EDINBURGH & DISTRICT RIDING CLUB  
 ETRICK FOREST RIDERS ASSOCIATION  
 GALLOWAY HORSE CLUB  
 GARELOCH RIDING CLUB  
 GIRVAN & DISTRICT RIDING CLUB  
 GLENBRAE RIDING CLUB  
 IAN STARK EQUESTRIAN CENTRE  
 KILMACOLM & KILALLAN RIDING CLUB  
 LANARK RIDING CLUB  
 LOTHIAN'S RIDING CLUB  
 MACHARS RIDING CLUB  
 NORTH AYRSHIRE RIDING & TREC CLUB  
 BOBAN & DISTRICT RIDING CLUB  
 PEEBLES & DISTRICT RIDING CLUB  
 POLNOON CASTLE RIDERS ASSOCIATION  
 RENFREWSHIRE RIDING CLUB  
 SCOTTISH DRESSAGE GROUP  
 SCOTTISH POLICE RECREATION ASSOC  
 SOUTH EAST SCOTLAND DRESSAGE GROUP  
 SOUTH LAMMERMUIR RIDING CLUB  
 SOUTH WEST OF SCOTLAND RIDING CLUB  
 STRANRAER & DISTRICT RIDING CLUB  
 STRATHENDRICK RIDING CLUB  
 TANNOCH STABLES RIDING CLUB  
 WELLSFIELD FARM CENTRE

**AREA 2: NORTH EAST**

BARNARD CASTLE & TEESDALE RIDING CLUB  
 BAY RIDING CLUB  
 BISHOPS RIDING CLUB  
 BORDER RIDING CLUB  
 CORBRIDGE & DISTRICT RIDING CLUB  
 DARLINGTON & DISTRICT RIDING CLUB  
 DURHAM & DISTRICT RIDING CLUB  
 ELLEN VALLEY RIDING CLUB  
 FIELD HOUSE EQUESTRIAN CENTRE  
 HAMSTERLEY RIDING ASSOCIATION  
 HOLLY TREE RIDING SCHOOL  
 JOHN PEEL RIDING CLUB  
 LARKRIGG RIDING SCHOOL  
 CENTRE MURTON EQUESTRIAN CLUB  
 NEWCASTLE RIDING CLUB  
 SOUTH DURHAM SADDLE CLUB  
 STEPNEY BANK STABLES CENTRE  
 SUNNYSIDE RIDING CLUB  
 SWINHOE FARM RIDING CENTRE  
 THREE VALLEYS RIDING CLUB  
 TILERY EQUESTRIAN CENTRE  
 TYNE AND WEAR RIDING CLUB  
 WHITBY & DISTRICT RIDING CLUB  
 LTDYARM & DISTRICT SADDLE CLUB  
 YORKSHIRE COAST RIDING CLUB

**AREA 3: NORTH WEST**

BROOKHEAD RIDING CLUB  
 CARRINGTON RIDING CENTRE  
 CHAPEL & DISTRICT RIDING CLUB

CUMBRIA RIDING CLUB  
 HIGH PEAK RIDING CLUB  
 LAKES RIDING CLUB  
 LONGFIELD EQUESTRIAN CENTRE  
 LONGTON RIDING CLUB  
 MACCLESFIELD & DISTRICT RIDING CLUB  
 NORTHERN DRESSAGE GROUP  
 OLDHAM & DISTRICT RIDING CLUB  
 POLE MOOR RIDING CLUB  
 ROCHDALE & DISTRICT RIDING CLUB  
 ROSSDALE VALLEY RIDING CLUB  
 RURAL FYLDE RIDING CLUB  
 SILSDEN RIDING CLUB  
 WILMSLOW RIDING CLUB  
 WREA GREEN RIDING CENTRE

**AREA 4: YORKSHIRE AND HUMBERSIDE**

ACKWORTH & DISTRICT RIDING CLUB  
 ASKHAM BRYAN RIDING CLUB  
 BRIMHAM RIDING CLUB  
 CALDERDALE SADDLE CLUB  
 CLIFFHOLLS RIDING CENTRE  
 CRAVEN COLLEGE  
 DARROWBY & DISTRICT RIDING CLUB  
 EAST YORKSHIRE RIDING CLUB  
 EBOR VALE RIDING CLUB  
 HAREWOOD COMBINED TRAINING GROUP  
 HOLME VALLEY RIDING CLUB  
 LAURA BRENNAN EQUESTRIAN CENTRE  
 MALTON & DISTRICT RIDING CLUB  
 NIDD VALLEY RIDING CLUB  
 NORTH RYEDALE RIDING CLUB  
 NORTHALLERTON RIDING CLUB  
 OXMARDYKE EQUESTRIAN CENTRE  
 PENISTONE & DISTRICT RIDING CLUB  
 ROBINSONS EQUI TEACH  
 SCARBOROUGH & DISTRICT RIDING CLUB  
 SELBY & DISTRICT RIDING CLUB  
 SPEN VALLEY RIDING CLUB  
 WEST YORKSHIRE HORSEPLAY WHITE ROSE RIDING CLUB  
 YORK & DISTRICT RIDING CLUB

**AREA 5: WEST MIDLANDS**

ALTON RIDING SCHOOL CENTRE  
 ALVECHURCH RIDING CLUB  
 ATHERSTONE & DISTRICT RIDING CLUB  
 BLUE LIGHTS OF GREAT BRITAIN  
 BOURNE VALE RIDING STABLES LLP  
 BUCKINGHAM RIDING CLUB  
 BURBAGE RIDING CLUB  
 CALDECOTE RIDING SCHOOL  
 CENTRE HERWELL VALLEY RIDING CLUB  
 COLESHILL HEATH RIDING CLUB  
 COTTAGE FARM STABLES  
 CROWN RIDING CLUB  
 EAST LODGE RIDING CLUB CENTRE  
 EAST SHROPSHIRE RIDING CLUB  
 ETTINGTON PARK & KINETON RIDING CLUB  
 EVERGREEN STABLES CENTRE  
 GATE RIDING CLUB  
 HARGATE EQUESTRIAN CENTRE  
 HOLLY RIDING CENTRE  
 HOLME FARM EQUESTRIAN RIDING CLUB CENTRE



MISTERTON & DISTRICT RIDING CLUB  
 CLUBMOOR FARM STABLES  
 CENTRE MORETON MORRELL RIDING CLUB  
 NATIONAL FOREST RIDING CLUB NORTH  
 OXFORDSHIRE RIDING CLUB  
 OXFORD RIDING CLUB  
 RADWAY RIDING SCHOOL  
 CENTRE RUGBY RIDING CLUB  
 SCROPTON RIDING CLUB  
 CENTRE SOLIHULL RIDING CLUB  
 STONELEIGH RIDING CLUB  
 STRATFORD UPON AVON RIDING CLUB  
 VALLEY FARM EQUESTRIAN CENTRE  
 WARWICKSHIRE HUNT RIDING CLUB

#### AREA 6: BUCKS & BERKS

BERKSHIRE COUNTY RIDING CLUB  
 BUCKINGHAMSHIRE RIDING CLUB  
 BREAKSPEAR RIDING CLUB  
 BURLEY LODGE EQUESTRIAN CHALFONT HEIGHTS RIDING CLUB  
 CHILTERN RIDING CLUB  
 CLOUD STABLES RIDING CENTRE  
 DEEN CITY FARM CENTRE  
 HALL PLACE EQUESTRIAN CENTRE  
 HARROW & DISTRICT RIDING CLUB  
 HIGH WYCOMBE RIDING CLUB  
 MORTIMER RIDING CLUB  
 NAPHILL RIDING CLUB  
 NORTHWOOD RIDING CLUB  
 OLD BERKELEY HUNT RIDING CLUB  
 SHARDELOES FARM EQUESTRIAN SOUTH  
 OXFORDSHIRE RIDING CLUB  
 TADLEY & DISTRICT RIDING CLUB  
 THAMES VALLEY RIDING CLUB  
 TRENT PARK EQUESTRIAN CENTRE  
 VAUXHALL CITY FARM WELLINGTON RIDING CLUB  
 WOKINGHAM & BEARWOOD RIDING CLUB

#### AREA 7: HERTS, CAMBS, BEDS & NORTHANTS

ASPLEY GUISE & DISTRICT RIDING CLUB  
 BOZEAT RIDING CLUB  
 CAMBRIDGE & DISTRICT RIDING CLUB  
 CONTESSA RIDING CENTRE  
 HOOKS CROSS EQUESTRIAN CENTRE  
 HOUGHTON & HUNTINGDON RIDING CLUB  
 KEYSOE RIDING CLUB  
 MILTON KEYNES RIDING CLUB  
 NORTH MYMMS RIDING CLUB  
 OVER & DISTRICT RIDING CLUB  
 ROCKINGHAM FOREST RIDING CLUB  
 SHILLINGTON RIDING CLUB  
 SOUTH CAMBRIDGESHIRE EQUESTRIAN CENTRE  
 STEVENAGE & DISTRICT RIDING CLUB  
 WITTINGER ACADEMY RIDING CLUB

#### AREA 8: ESSEX

BILLERICAY & DISTRICT RIDING CLUB  
 ESSENDON & EPPING FOREST DRESSAGE GROUP  
 FLITCH WAY RIDING CLUB  
 FOXHOUNDS RIDING SCHOOL  
 INGATESTONE & BLACKMORE RIDING CLUB

SAFFRON WALDEN & DISTRICT RIDING CLUB  
 TENDRING HUNDRED RIDING CLUB

#### AREA 9: GLOUCESTER, AVON & WILTS

BARTON END EQUESTRIAN CENTRE  
 BATH RIDING CLUB  
 BERKELEY & DISTRICT RIDING CLUB  
 COTSWOLD EDGE RIDING CLUB  
 FRAMPTON FAMILY RIDING CLUB  
 KENNET VALE RIDING CLUB  
 KINGS LEAZE RIDING CLUB  
 LADYSMITH EQUESTRIAN CENTRE  
 MARLBOROUGH & DISTRICT RIDING CLUB  
 SAXON DRESSAGE GROUP  
 SEVERN VALE RIDING CLUB  
 SWINDON & DISTRICT RIDING CLUB  
 TUMPY GREEN EQUESTRIAN CENTRE  
 VALE OF THE WHITE HORSE RIDING CLUB  
 VETERAN HORSE, PONY & RIDER CLUB  
 WELLOW TREKKING CENTRE  
 WESSEX GOLD

#### AREA 10: KENT & EAST SUSSEX

APPLEDORE & DISTRICT RIDING ASSOCIATION  
 BATTLE & DISTRICT RIDING CLUB  
 BRAESIDE EQUESTRIAN CENTRE  
 CHELSHAM AND BROMLEY RIDING CLUB  
 CHISHLEHURST & RUSHMORE EQUESTRIAN CORNICO RIDING CENTRE  
 DARTFORD & DISTRICT RIDING CLUB  
 FAVERSHAM RIDING CLUB  
 FAWKHAM & DISTRICT RIDING CLUB  
 HAILSHAM EQUESTRIAN CLUB  
 HEATHFIELD RIDING CLUB  
 HILLTOP RIDING CLUB  
 INVICTA RIDING CLUB  
 MAIDSTONE & DISTRICT RIDING CLUB  
 MAYFIELD EQUESTRIAN CENTRE  
 MOAT VIEW RIDING CLUB  
 PEBSHAM RIDING CLUB  
 ROTHER VALLEY RIDING CLUB  
 SEVENOAKS RIDING CLUB  
 TUNBRIDGE WELLS RIDING CLUB  
 WARLINGHAM & DISTRICT HORSE CLUB

#### AREA 11: SURREY

ABINGER FOREST RIDING CLUB  
 BADSHOT LEA EQUESTRIAN CENTRE  
 BOOKHAM RIDING CLUB  
 BRIDLEWAYS EQUESTRIAN CENTRE  
 CHIPSTEAD RIDING CLUB  
 CHOBHAM & DISTRICT RIDING CLUB  
 BELSTEAD RIDING CLUB  
 EWSHOT RIDING CLUB  
 GUILDFORD & SOUTH RIDING CLUB  
 LITTLEBOURNE FARM EQUESTRIAN CENTRE  
 NEWLANDS CORNER RIDING CLUB  
 SILVERMERE EQUESTRIAN CENTRE  
 TILFORD & RUSHMOOR RIDING CLUB  
 WEST SURREY RIDING CLUB  
 WELLY VALLEY RIDING CLUB

#### AREA 12: SOUTH WEST

ALSTONE COURT RIDING ESTABLISHMENT  
 BLACKDOWN HILLS RIDING CLUB  
 BLACKDOWN MENDIP RIDING CLUB

BRENT KNOLL RIDING CLUB  
 CANNINGTON EQUESTRIAN CENTRE  
 CLEVEDON RIDING CLUB  
 CENTRE CONQUEST CENTRE  
 DIVOKY RIDING CENTRE  
 EAST MENDIP RIDING CLUB  
 EQUESTRIAN TRAINING SOUTH WEST  
 EXETER & DISTRICT RIDING CLUB  
 ILFRACOMBE & DISTRICT RIDING CLUB  
 KENTISBEARE RIDING CLUB  
 LAMBERTS CASTLE RIDING CLUB  
 MID SOMERSET RIDING CLUB  
 QUANTOCK RIDING CLUB  
 ROSEWALL EQUESTRIAN CENTRE  
 ROYAL NAVY RIDING CLUB  
 SHIPTON RIDING CLUB  
 SID & OTTER VALLEY RIDING CLUB  
 SIDCOT RIDING CENTRE  
 SWANG PONY CENTRES  
 SWDG RIDING CLUB  
 TAUNTON & DISTRICT RIDING CLUB  
 URCHINWOOD MANOR RIDING CLUB  
 WEST SOMERSET RIDING CLUB  
 WEYMOUTH & DISTRICT RIDING CLUB  
 WIDBROOK RIDING CLUB  
 CENTRE WITHERIDGE & DISTRICT RIDING CLUB

#### AREA 13: WEST SUSSEX

ARDINGLY RIDING CLUB  
 GORING & DISTRICT RIDING CLUB  
 HORSHAM & DISTRICT RIDING CLUB  
 HORSHAM & MID SUSSEX EQUACADEMY  
 LAVANT HOUSE RIDING CLUB  
 CENTRE MID SUSSEX RIDING CLUB  
 ROGATE & DISTRICT RIDING CLUB  
 RUDGWICK & DISTRICT RIDING CLUB  
 THREE COUNTIES RIDING CLUB  
 WEST END RIDING CLUB  
 WEST SUSSEX RIDING CLUB

#### AREA 14: EASTERN COUNTIES

ADVENTURE RIDING CLUB  
 BECCLES & BUNGAY RIDING CLUB  
 BRAMPTON RIDING CLUB  
 CARLETON RIDING CLUB  
 CAROUSEL RIDING CLUB  
 COLNE VALLEY RIDING CLUB  
 FINN VALLEY RIDING CLUB  
 GIPPING RIDING SOCIETY  
 HALESWORTH & DISTRICT RIDING CLUB  
 HIGH FEN RIDING CLUB  
 HILL FARM EQUESTRIAN (SUFFOLK) HILL FARM RIDING SCHOOL  
 KIMBLEWICK EQUESTRIAN CENTRE  
 NEWTON HALL EQUITATION CENTRE  
 SUFFOLK RIDING CLUB  
 THURSTON & DISTRICT VALLEY FARM EQUESTRIAN LEISURE  
 WATTISFIELD & DISTRICT RIDING CLUB  
 WORLINGTON RIDING CLUB

#### AREA 15: MID & SOUTH WALES

CARDIFF & VALE RIDING CLUB  
 CARDIFF RIDING CENTRE  
 CRICKLANDS EQUESTRIAN CLUB  
 GOLDEN VALLEY RIDING CLUB

HEREFORD & DISTRICT RIDING CLUB  
 LLANTWIT MAJOR & DISTRICT RIDING CLUB  
 MARDEN RIDING CLUB  
 MILLBROOK RIDING CLUB  
 MYNYDD RIDING CLUB  
 RHYDDID RIDING CLUB  
 RIDERS 2000 RIDING CLUB (CARDIFF)  
 RUDRY VILLAGE RIDING CLUB  
 SEVERNVALE EQUESTRIAN CENTRE  
 SOUTHERNDOWN RIDING CLUB  
 TORFAEN RIDING CLUB  
 VALE OF ARROW RIDING CLUB  
 VALE OF USK RIDING CLUB  
 WYE VALLEY RIDING CLUB  
 Y FENNI & DISTRICT RIDING CLUB

#### AREA 16: EAST MIDLANDS

EAST MIDLANDS DRESSAGE GROUP  
 FOURWINDS EQUESTRIAN CENTRE  
 GROVE HOUSE RIDING CLUB CENTRE  
 HOPE VALLEY RIDING CLUB  
 HOWDEN & DISTRICT RIDING CLUB  
 NORTH LINC'S RIDING CLUB  
 REARSBY LODGE RIDING CLUB  
 RUTLAND RIDING CLUB  
 SMELTINGS FARM RIDING CENTRE  
 SOUTH HUMBER RIDING CLUB  
 SOUTH LINCOLNSHIRE RIDING CLUB  
 TICKHILL RIDING CLUB  
 TRENT VALLEY RIDING CLUB CENTRE  
 WELTON & DISTRICT RIDING CLUB  
 WITHAM VILLA RIDING CENTRE  
 WOODLANDS RIDING CLUB

#### AREA 17: HAMPSHIRE, ISLE OF WIGHT & DORSET

ARNISS EQUESTRIAN CENTRE  
 BOURNE VALLEY RIDING CLUB  
 CHILWORTH RIDING CLUB  
 EAST DORSET RIDING CLUB  
 GLENEAGLES EQUESTRIAN CENTRE  
 GORLEY VALE RIDING CLUB  
 GUERNSEY RIDING & HUNT CLUB  
 HAMPSHIRE RURAL RIDING CLUB  
 ISLE OF WIGHT RIDING CLUB  
 JERSEY RIDING CLUB  
 MEON RIDING CLUB  
 NEW FOREST PONY ENTHUSIASTS RIDING CLUB  
 NEW FOREST RIDING CLUB  
 PURBECK & DISTRICT RIDING CLUB  
 QUOB STABLES RIDING CLUB CENTRE  
 RUSSELLS EQUESTRIAN CENTRE  
 SHILLINGSTONE & DISTRICT RIDING CLUB  
 SOLENT RIDING CLUB  
 SOUTH WILTSHIRE RIDING CLUB  
 STOUR VALLEY RIDING CLUB  
 VECTIS EQUESTRIAN CLUB  
 WESSEX RIDING CLUB

#### AREA 18: OXON, GLOS, HEREFORD & WORCS

BEWDLEY BRIDLE CLUB  
 BROMSGROVE & DISTRICT RIDING CLUB  
 BROMYARD & DISTRICT RIDING CLUB  
 CHELTENHAM & DISTRICT RIDING CLUB  
 COUNTRY TREKS EQUESTRIAN CENTRE

CROPTHORNE & EVESHAM VALE RIDING CLUB  
CLUBEVENLODE RIDING CLUB  
ISIS DRESSAGE GROUP  
LEADON VALE FAMILY RIDING CLUB  
LUDLOW & DISTRICT RIDING CLUB  
MALVERN HILLS RIDING CLUB  
SHROPSHIRE SOUTH RIDING CLUB  
WEST OXFORDSHIRE RIDING CLUB  
WORCESTER & DISTRICT RIDING CLUB  
WYVERN RIDING CLUB

**AREA 19: DEVON & CORNWALL**

BERE HORSEWATCH RIDING CLUB  
BIDEFORD & DISTRICT RIDING CLUB  
CLUBCAMEL VALLEY RIDING CLUB  
CORNWALL TREC GROUP  
DITTISCOMBE EQUESTRIAN CENTRE  
CENTREEAST CORNWALL RIDING CLUB  
CLUB FITZWORTHY EQUESTRIAN  
HOLSWORTHY & DISTRICT RIDING CLUB  
CLUBLYD VALLEY RIDING CLUB  
NEWQUAY RIDING CLUB  
SOUTH BRENT RIDING CLUB  
SOUTH DEVON RIDING CLUB  
ST AUSTELL BAY EQUESTRIAN CLUB  
STOKE CLIMSLAND & DISTRICT RIDING CLUB  
ASTAMAR VALLEY RIDING CLUB  
THREEWATERS RIDING CLUB  
WEST DEVON RIDING CLUB

**AREA 20: N & M WALES, STAFFS, MID**

**CHESHIRE**  
CAERNARFONSHIRE RIDING CLUB  
CLWB MARCHOGAETH MON RIDING CLUB  
CLUBDELAMERE FOREST RIDING CLUB  
DOLFOR RIDING CLUB  
EAST CHESHIRE COMBINED TRAINING GROUP  
EAST CLWYD RIDING CLUB  
FLINT & DENBIGH RIDING CLUB  
FRESHFIELDS EQUESTRIAN CENTRE  
HAFREN RIDING CLUB  
KEMBERTON RIDING STABLES  
CENTREKENNA A RIDING CLUB  
MAELOR RIDING CLUB  
NANTWICH RIDING CLUB  
REASEHEATH EQUESTRIAN CENTRE  
SHREWSBURY & DISTRICT RIDING CLUB  
SOUTH CHESHIRE RIDING CLUB  
SOUTH STAFFS RIDING CLUB  
VYRNWY VALLEY RIDING CLUB  
WEAVER EQUESTRIAN RIDING CLUB

**AREA 21: WEST WALES**

BEACONS EQUESTRIAN CENTRE  
BRECHFA FOREST RIDING CLUB  
CLUBCARDIGAN BAY RIDING CLUB  
CLYDACH RIDING CLUB  
CWM DERWEN RIDING CLUB  
CWMAMAN RIDING CLUB  
DYFFRYN PAITH RIDING GROUP  
GOWER RIDING CLUB  
LANDSKER RIDING & TREC CLUB  
BRIDDEN ARAB GROUP  
WALES TIVYSIDE RIDING CLUB  
TOWY VALLEY RIDING CLUB

VALE OF AERON RIDING CLUB  
WEST WALES RIDING CLUB

**AREA 22: NORTHERN SCOTLAND**

BADENOCH RIDING CLUB  
BUCHAN RIDING CLUB  
CAITHNESS RIDING CLUB  
CALEDONIAN RIDING CLUB  
CENTRAL SCOTLAND HIGHLAND  
PONYCRIEFF HYDRO RIDING CENTRE  
DEESIDE & DISTRICT RIDING CLUB  
FIFE RIDING CLUB  
FINDON & DISTRICT RIDING CLUB  
CLUBFORTH VIEW RIDING CLUB  
GORDON DRESSAGE GROUP  
LADYLEYS RIDING CLUB  
LEWIS & HARRIS RIDING CLUB  
CLUBMORAY RIDING CLUB  
NORTH EAST FIFE RIDING CLUB  
NORTH EAST RIDING CLUB  
(SCOTLAND)ORKNEY RIDING CLUB  
SKIBO CENTRE  
STONEHAVEN & AREA RIDING CLUB  
STRATHEARN RIDING CLUB  
STRATHMORE & DISTRICT RIDING CLUB  
CLUBSUTHERLAND RIDING CLUB  
SWANLEY RIDING CLUB  
TAYSIDE DRESSAGE GROUP  
THE CABIN EQUESTRIAN CENTRE

**AREA 23: NORTHERN IRELAND**

ARMAGH RIDING CLUB  
BALLYCORR RIDING CLUB  
BANN VALLEY RIDING CLUB  
CAPALL RIDING CLUB  
CRAIGANTLET RIDING CLUB  
DOWNSHIRE RIDING CLUB  
ERNE LAKELAND RIDING CLUB  
GILFORD & DISTRICT RIDING CLUB  
CLUBGRANSHA RIDING CLUB  
KILKEEL & DISTRICT RIDING CLUB  
CLUBLECALE RIDING CLUB  
MAGHERAGALL RIDING CLUB  
MOORLOUGH RIDING CLUB  
MOSSVALE RIDING CLUB  
MOURNEVIEW RIDING CLUB  
MOY RIDING CLUB  
NORTH ANTRIM RIDING CLUB  
CLUBNORTH COAST RIDING CLUB  
CLUB PORTMORE RIDING CLUB  
CLUB REDHALL RIDING CLUB  
SIX MILE WATER RIDING CLUB  
STRULE VALLEY RIDING CLUB  
THE BEECHES RIDING CLUB  
WARRENPOINT & DISTRICT RIDING CLUB

**OVERSEAS**

ASSOCIATION OF IRISH RIDING CLUBS  
LTD FRENCH CREEK DRESSAGE ASSOCIATION  
WILLOWMAY FARM INCORPORATION

OR APPENDIX 10: FLU VACCINATION CHECK TABLE

Actual 2nd Jab	21 DAYS	92 DAYS	150 DAYS	215 DAYS	Actual 2nd Jab	21 DAYS	92 DAYS	150 DAYS	215 DAYS	
01-Jan	22-Jan	03-Apr	31-May	04-Aug	01-Jul	22-Jul	01-Oct	28-Nov	01-Feb	
08-Jan	29-Jan	10-Apr	07-Jun	11-Aug	08-Jul	29-Jul	08-Oct	05-Dec	08-Feb	
15-Jan	05-Feb	17-Apr	14-Jun	18-Aug	15-Jul	05-Aug	15-Oct	12-Dec	15-Feb	
22-Jan	12-Feb	24-Apr	21-Jun	25-Aug	22-Jul	12-Aug	22-Oct	19-Dec	22-Feb	
31-Jan	21-Feb	03-May	30-Jun	03-Sep	31-Jul	21-Aug	31-Oct	28-Dec	03-Mar	
01-Feb	22-Feb	04-May	01-Jul	04-Sep	01-Aug	22-Aug	01-Nov	29-Dec	04-Mar	
08-Feb	01-Mar	11-May	08-Jul	11-Sep	08-Aug	29-Aug	08-Nov	05-Jan	11-Mar	
15-Feb	08-Mar	18-May	15-Jul	18-Sep	15-Aug	05-Sep	15-Nov	12-Jan	18-Mar	
22-Feb	15-Mar	25-May	22-Jul	25-Sep	22-Aug	12-Sep	22-Nov	19-Jan	25-Mar	
28-Feb	21-Mar	31-May	28-Jul	01-Oct	31-Aug	21-Sep	01-Dec	28-Jan	03-Apr	
01-Mar	22-Mar	01-Jun	29-Jul	02-Oct	01-Sep	22-Sep	02-Dec	29-Jan	04-Apr	
08-Mar	29-Mar	08-Jun	05-Aug	09-Oct	08-Sep	29-Sep	09-Dec	05-Feb	11-Apr	
15-Mar	05-Apr	15-Jun	12-Aug	16-Oct	15-Sep	06-Oct	16-Dec	12-Feb	18-Apr	
22-Mar	12-Apr	22-Jun	19-Aug	23-Oct	22-Sep	13-Oct	23-Dec	19-Feb	25-Apr	
31-Mar	21-Apr	01-Jul	28-Aug	01-Nov	30-Sep	21-Oct	31-Dec	27-Feb	03-May	
01-Apr	22-Apr	02-Jul	29-Aug	02-Nov	01-Oct	22-Oct	01-Jan	28-Feb	04-May	
08-Apr	29-Apr	09-Jul	05-Sep	09-Nov	08-Oct	29-Oct	08-Jan	07-Mar	11-May	
15-Apr	06-May	16-Jul	12-Sep	16-Nov	15-Oct	05-Nov	15-Jan	14-Mar	18-May	
22-Apr	13-May	23-Jul	19-Sep	23-Nov	22-Oct	12-Nov	22-Jan	21-Mar	25-May	
30-Apr	21-May	31-Jul	27-Sep	01-Dec	31-Oct	21-Nov	31-Jan	30-Mar	03-Jun	
01-May	22-May	01-Aug	28-Sep	02-Dec	01-Nov	22-Nov	01-Feb	31-Mar	04-Jun	
08-May	29-May	08-Aug	05-Oct	09-Dec	08-Nov	29-Nov	08-Feb	07-Apr	11-Jun	
15-May	05-Jun	15-Aug	12-Oct	16-Dec	15-Nov	06-Dec	15-Feb	14-Apr	18-Jun	
22-May	12-Jun	22-Aug	19-Oct	23-Dec	22-Nov	13-Dec	22-Feb	21-Apr	25-Jun	
31-May	21-Jun	31-Aug	28-Oct	01-Jan	30-Nov	21-Dec	02-Mar	29-Apr	03-Jul	
01-Jun	22-Jun	01-Sep	29-Oct	02-Jan	01-Dec	22-Dec	03-Mar	30-Apr	04-Jul	
08-Jun	29-Jun	08-Sep	05-Nov	09-Jan	08-Dec	29-Dec	10-Mar	07-May	11-Jul	
15-Jun	06-Jul	15-Sep	12-Nov	16-Jan	15-Dec	05-Jan	17-Mar	14-May	18-Jul	
22-Jun	13-Jul	22-Sep	19-Nov	23-Jan	22-Dec	12-Jan	24-Mar	21-May	25-Jul	
30-Jun	21-Jul	30-Sep	27-Nov	31-Jan	31-Dec	21-Jan	02-Apr	30-May	03-Aug	

**See G7 for full flu vaccination rules.**

**Example above:** If the first date in your horse's programme is 1 January, then your second injection must fall within the following dates in the next two columns (shown in light grey). Let's say the second jab was on 22 Jan, which is fine, you must then find that date in the first column again in order to find out when it is permitted to administer the first booster (third injection). In this case it must be given between the two dates shown in dark grey. (If the date of your horse's first jab was on 3 Jan, then the second jab must be given between 24 Jan and 5 April. Third must be given between 23 Jun and 27 Aug).

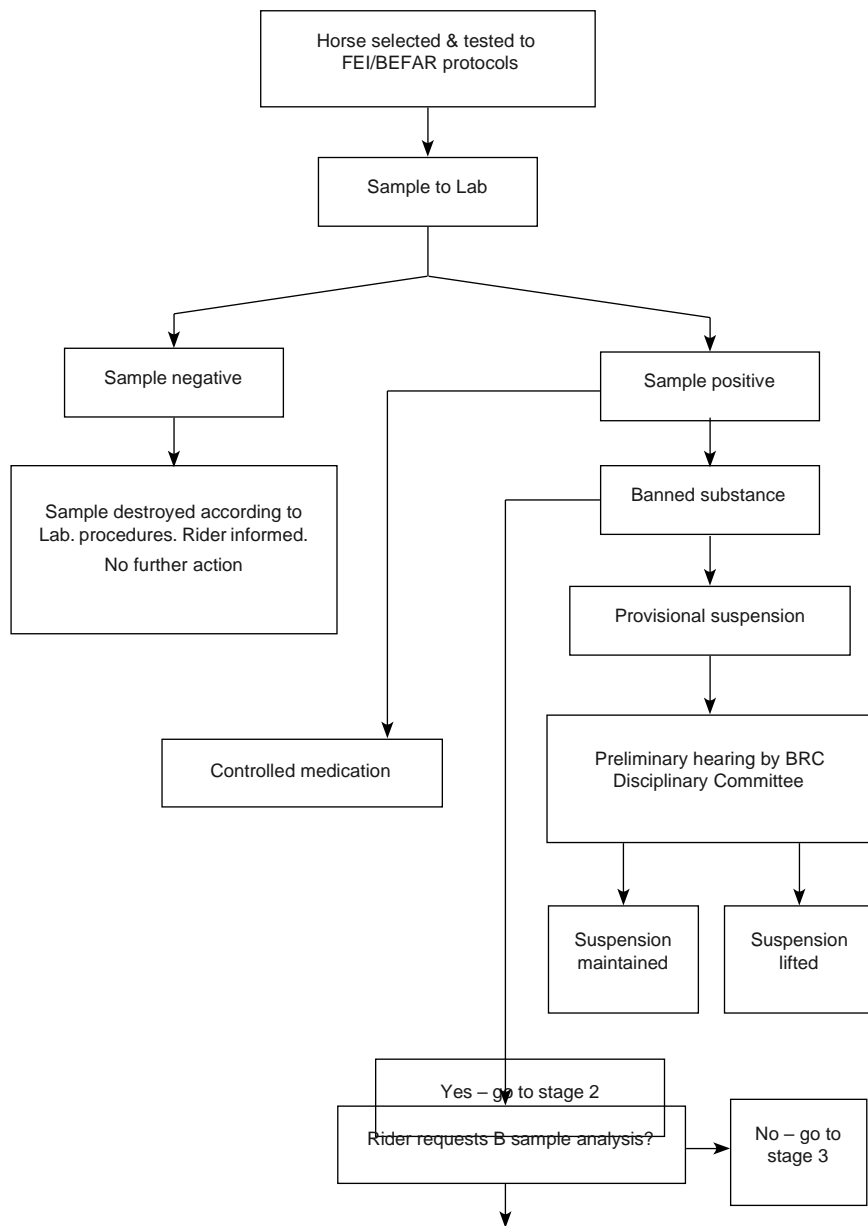
**Leap years would be ignored for an annual booster, but for the two primary injections and first booster injections, the days must be counted and therefore a leap year would interfere with the correct number of days between injections. Please take this into account when using the chart. Relevant leap years: 1996, 2000, 2004, 2008, 2012, 2016, 2020.**

**NB:** a horse may compete after the first two initial vaccinations. Where a horse is starting a new course, consideration must be given where a horse is competing before administering the third vaccination to comply with the rule of having a vaccination within 6 months and 21 days of the competition or entry to competition stabling.

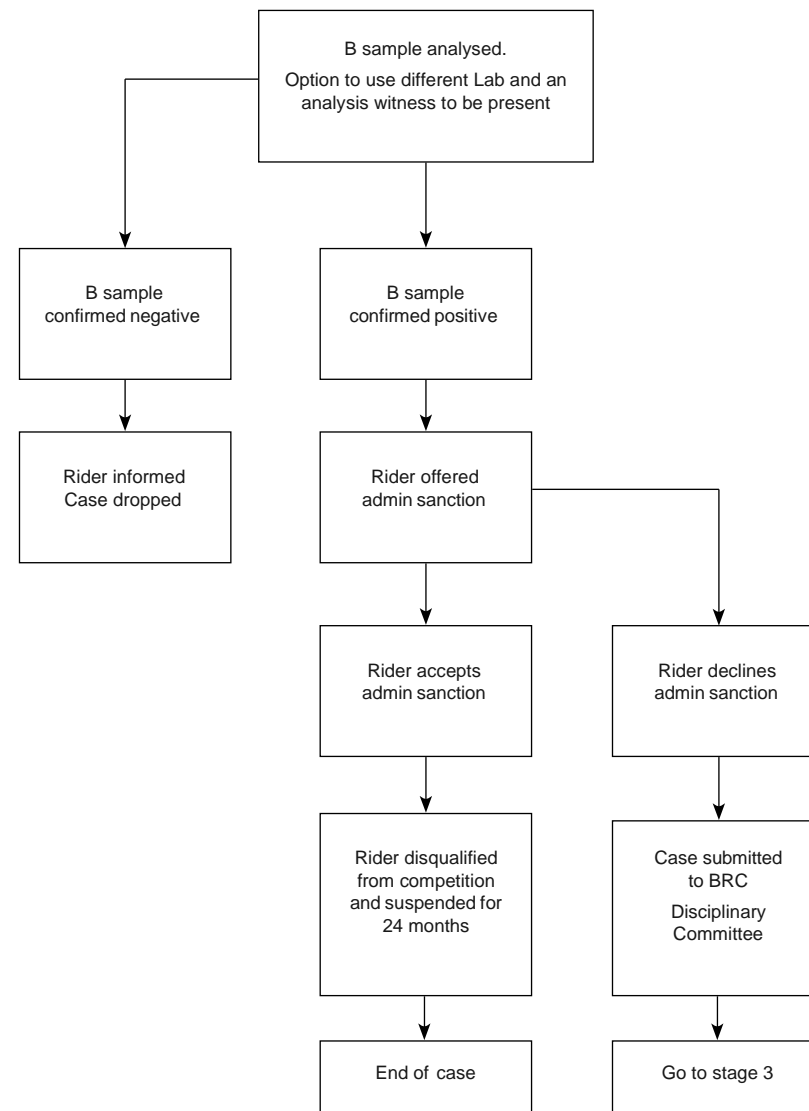
CR APPENDIX 14: BANNED SUBSTANCE AND CONTROLLED MEDICATION PROCEDURE  
STAGE 1

CR APPENDIX 14: BANNED SUBSTANCE AND CONTROLLED MEDICATION PROCEDURE  
STAGE 2

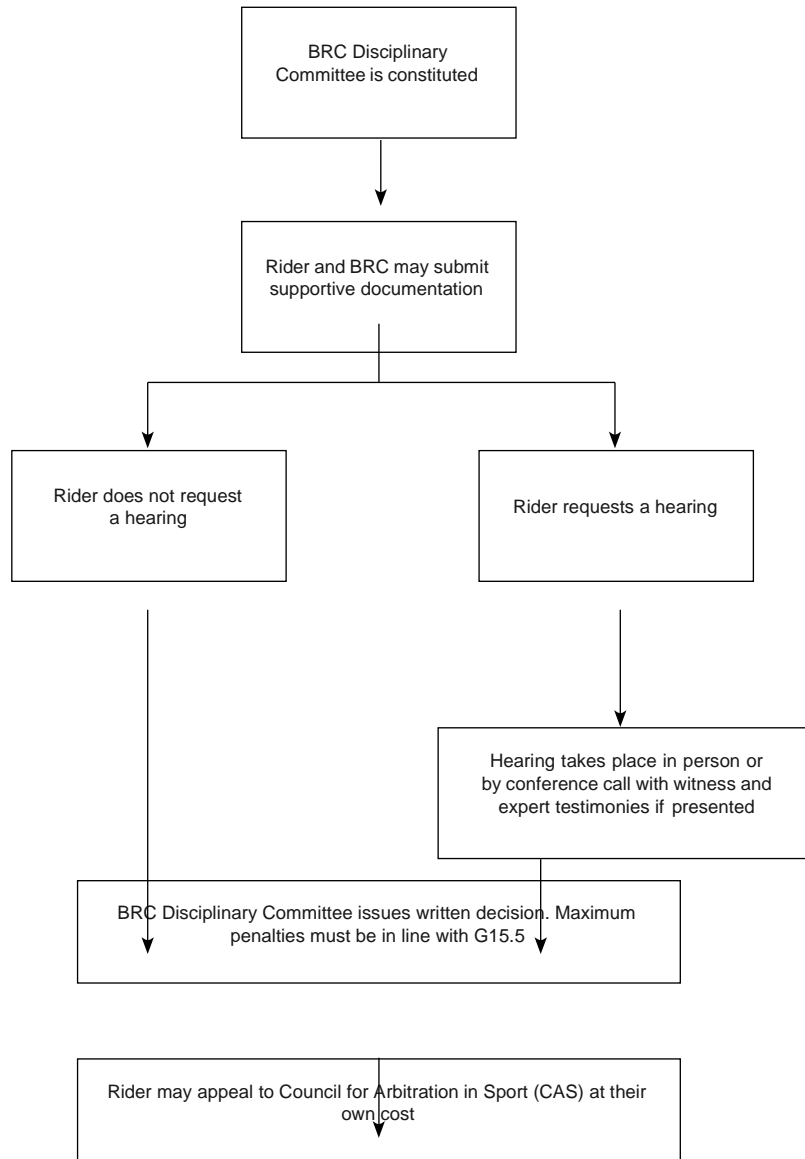
Section 2



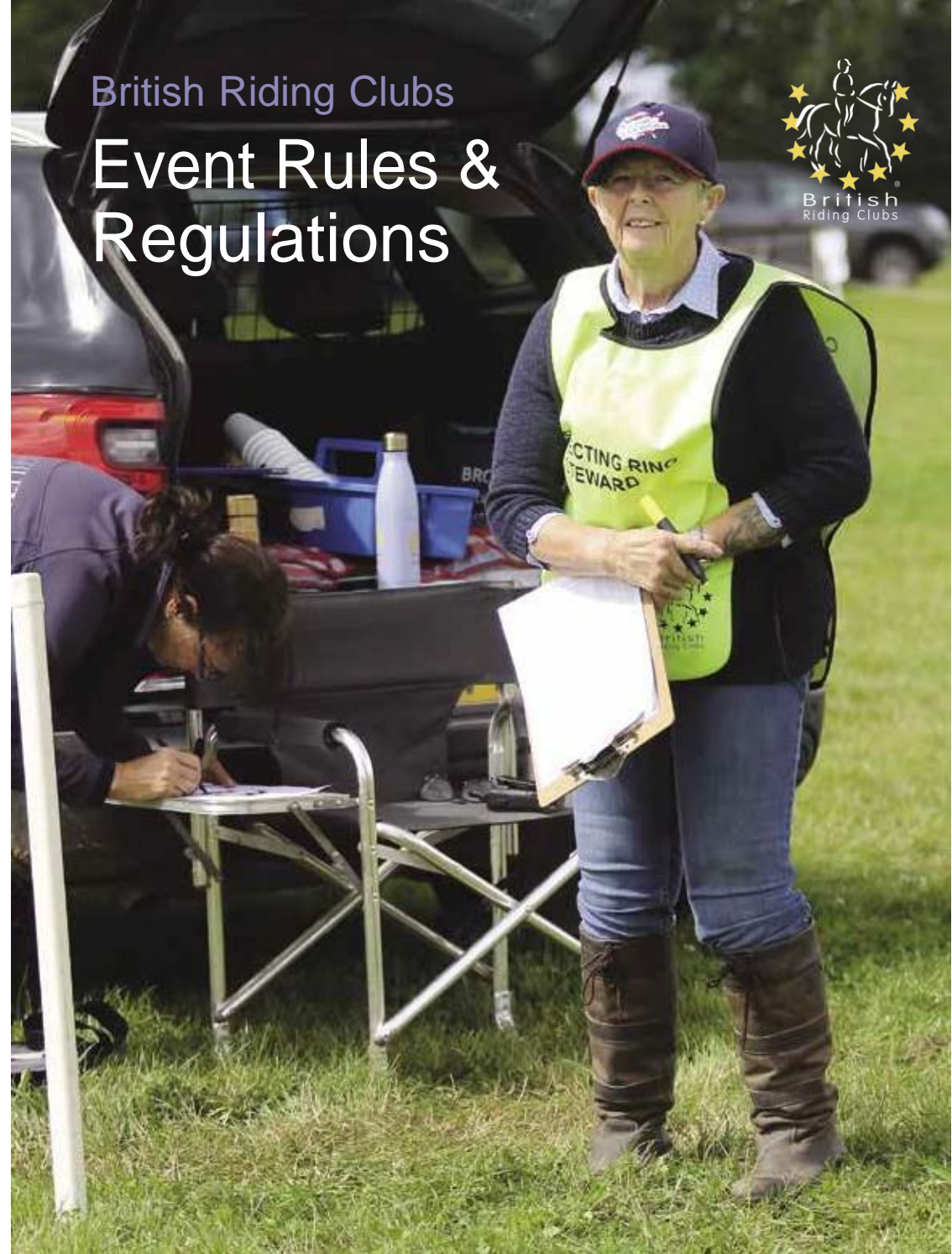
Section 2







# British Riding Clubs Event Rules & Regulations





**SECTION 3 CONTENTS PAGE**

1	Introduction.....	121
2	Role of the Official Steward.....	121
3	General guidance for all competitions.....	122
4	General considerations for all competitions .....	131
5	Judges, Officials and Stewards.....	123
6	Administration.....	125
7	Health and Safety.....	126
8	Serious Incident Protocol.....	134
9	Guidance regarding Disabled Visitors to events .....	139
10	Guidelines for Dressage and Riding Test .....	140
11	Guidelines for Show Jumping and Style Jumping .....	142
12	Guidelines for Horse Trials .....	144
13	Guidelines for Combined Training .....	148
14	Guidelines for Arena Eventing .....	148
15	Objections and Disciplinary Procedures .....	151
16	Scoring and Prize Giving .....	152
17	Administration for Area Qualifiers .....	153
18	Club Safeguarding Officers.....	153
	ER Appendix 1 Templates for Horse Trials Timetable .....	157
	ER Appendix 2 Scoring Material and Rosettes .....	160
	ER Appendix 3 Serious Incident Protocol .....	161
	ER Appendix 4 Layout of Dressage Arenas .....	165
	ER Appendix 5 Stewards and Organisers Competition Check List .....	166

**1: INTRODUCTION**

Section 3 contains rules and regulations for Area Reps, Official Stewards and Organisers of all BRC area qualifiers. They will also assist organisers for club events. All health and safety requirements in this section are mandatory at all BRC club activities which include medical and vet cover, along with hat and body protector rules. It is strongly recommended that where a competition is not an official BRC or affiliated competition a specific set of rules are applied and advertised in the event schedule.

This section of the Handbook needs to be read in conjunction with section 2. If discrepancy exists, the competition rules in section 2 take precedence.

Organisers should have a copy of the BRC Handbook along with the relevant rulebook for the type of competition i.e. show jumping competitions should have a British Show Jumping rulebook available. It is advisable for all judges to be given a BRC Handbook and where possible highlight the differences.

Organisers requiring information not covered in this handbook should contact their area representative as found in section 1 or contact the BRC office.

Post print updates can be found on the Handbook page of the BRC website and should be checked before each competition.

**2: ROLE OF THE OFFICIAL STEWARD**

The area representative is the lead official steward (OS) in the area. They will be responsible along with the area committee to ensure each qualifier has a fully trained OS. OS's from other areas may be used if required and details can be gained by contacting the BRC office or the relevant area representative. A qualifier may not run without a trained OS (the OS must have completed all training for the relevant discipline for example if the OS has been signed off for dressage and show jumping only they may not OS at a cross-country qualifier). They must be there for the duration and cannot be competing in the qualifier. The official steward and the organiser of the event should be different people.

The OS is there to ensure the qualifier is run in accordance with all BRC rules and will also act as the disciplinarian. The OS has the authority to stop a qualifier if, for example, the medical cover is insufficient. Their decision is final. The OS should not be directly involved in the judging or running of the event. It is vital for the OS to remain impartial to deal with any complaints or objections received.

The OS is responsible for the following before the event but not limited to:

- advising and supporting the organiser/event secretary/event committee,
- reviewing the event schedule,
- carrying out site inspections and advise on layout, walk cross-country course etc.,
- ensure that procedures are in place to comply with rules such as flu vaccinations,
- review health and safety, risk assessments and serious incident plan,
- ensure the appropriate vet and medical cover is in place.

At the event the OS should:

- ensure the officials are briefed appropriately or that the person briefing has correct information and/or any special instructions,
- check the layout and safety of the event liaising with the health and safety officer,
- ensure appropriate medical and/or vet cover is in place before commencing the event,
- act as disciplinary steward and resolve any problems,
- investigate objections in a timely manner,
- head the serious incident plan (see relevant section),
- ensure the welfare of the horse is paramount,
- monitor the scoring, check and agree the results.

Once the event has finished, all the official paperwork needs to be completed i.e. audit form and results. The accident forms and flu vac failure forms should be collated and then all the paperwork will need to be sent to the BRC office within three working days. It is good practice to send any wash up notes to the organiser, so that any issues can be resolved.

The OS must have the current copy of the BRC Handbook along with the relevant discipline handbook (the Area Representative is sent copies of the discipline handbooks at the start of each year when available). For cross-country events they should also have access to the guidelines for fence judges, cross-country guidelines and frangible pin system documents.

### 3: GENERAL GUIDANCE FOR ALL COMPETITIONS

The first thing to do is to organise a committee and decide who will be responsible for each aspect of the competition. The organising committee then has their specific roles to ensure have been completed such as taking entries, booking judges, officials, contractors and volunteers. If there is no organising committee it is still a good idea for the organiser to delegate where possible so that they are not responsible for everything.

Agree on a date but check for other competitions in your area particularly for the same kind of show as this could impact on booking judges and entry numbers. It is inevitable that some clashes will occur. Work out a budget for the event and then agree on costs and entry fees which can then be included in the schedule along with a provisional timetable.

Establish a suitable closing date for entries and agree procedures such as withdrawals, cancellation and refund process which should all be included in the schedule. Decide on how to promote the event and on which platforms such as social media or emailing clubs.

When agreeing the budget, create a checklist of services required, which will need to be considered when setting the entry fees.

Expenditure may include the following:

- venue fees,
- equipment such as show jumps, PA systems, radios,
- official expenses such as judges, course builders, medical and vet cover,
- facility hire such as toilets, skips, marquees,
- printing, postage and creating signs,
- paperwork, running orders for clipboards and relevant scoresheets.

The expenditure should be weighed up against the income. The income could include entry fees, sponsorship fees (for qualifiers where additional sponsorship is sought, the company must not be in direct competition with the title sponsor).

Ensure that all GDPR is being complied with throughout the process. Further details of GDPR can be found in the BRC data sheets.

### 4: GENERAL CONSIDERATIONS FOR ALL COMPETITIONS

There are several considerations that organisers must ensure are in place for the event. There should be adequate parking for horse boxes, trailers, spectators and officials' cars. A parking attendant may be required to ensure competitors park in an orderly manner. Careful planning needs to be completed for the entrance and exit areas especially in wet weather and to avoid any queuing on the road. A tractor on standby is always good planning when parking on grass. The layout of the showground needs to provide easy access to all competition areas and facilities. Horses and public should be kept apart where possible using suitable methods, such as stringing and signage. It should allow for easy control of the event.

The local council would need to be contacted before putting up signage out on the road. Consider if the post code does not bring competitors to the entrance of the site as additional directions may be put onto the schedule or put out to competitors when times are published.

Sufficient toilets are required depending on the number of people attending along with disabled facilities. If necessary, thought should be given to trade stands and marquees to give the most exposure. The scoreboards should be in a prominent place and close to where the scorers are located.

A PA system could be used in key areas to put out important messages. A radio network is advisable for dressage and show jumping but is required for any competition with cross-country. A radio plan should be created before the event with all the key officials on it. A separate radio channel for the fence judges is required.

Timing equipment is required for the show jumping course(s). Timing clocks and watches are needed for cross-country events.

There should be separate catering for officials and judges, so they that they are able to eat and get back to position without having to queue. If this is not possible, then consideration should be given to timings so that everyone gets a refreshment break. A refreshment coordinator could be used to ensure that food is taken around to those who are not going to have enough time to queue.

### 5: JUDGES, OFFICIALS AND STEWARDS

#### Judges

Once you know which classes you are putting on, you will then be able to work out which level of judge you require and how many you are likely to need. Agree in writing the date and where possible whether it would be morning, afternoon or all day. At the time of booking agree a fee and confirm how they will be paid i.e. cash on the day, cheque or BACs. You should provide them with a copy of the BRC Handbook and highlight any differences between the rules.

When confirming the day before the event, the following will need to be considered for dressage judges:

- letting them know a writer has been provided but if they would like to bring their own to confirm,
- the start and finish time, along with where and who to report to,
- the tests they are judging,
- whether they will be judging from their car or a box, indoors or outdoors,
- what refreshments and/or lunch will be provided,
- a contact number for the day in case they are held up or have an emergency and can no longer attend.

For a qualifier, the maximum number of horses per test is in CR App 9. For club competitions the maximum should be no more than 40 horses. It is recommended that there is a 10 – 15 minute break every 10 horses (thought should be given as to length of the break depending on where the amenities are located). Should a judge no longer be able to attend, where possible the judge and the organiser will need to work together to find a replacement.

Show jumping judges will require much of the same information but with these considerations:

- what equipment will be available for timekeeping (electronic or stopwatch),
- who else will be with them i.e. whether they will be with another judge or if a timekeeper is being provided.

For show jumping there is no maximum number per class as with dressage, but breaks will be required for the judges, which can be used as course walks for competitors.

### Officials

Organising officials is similar to judges. Work out which officials you will require and ask if they are available, then agree the date in writing with them. Some of these roles such as course builders may require a fee, which should be agreed at the time of booking. When confirming timings etc, they should be given as much information as possible to aid them to do their role including what refreshments and lunch will be provided.

### Volunteers

Volunteers may be joining you for the first time so will need as much information as you can provide which would include, what to wear and what to expect, along with venue details. Send them details of the roles and ask them to confirm what they would be happy to do. The BRC Volunteer Handbook is available on the BRC website, which is available to download to give volunteers an idea of volunteering with BRC. Role descriptions are also available on request that can be tailored to your competition and may assist in the recruitment of volunteers. Ensure that you are clear on what the volunteer can expect, what you expect of them, along with what you are providing in return.

If you have an experienced steward that would be happy to assist and allow a new volunteer to shadow them, this is a great way for the new volunteer to learn.

When confirming with a volunteer make sure that they have the following details where possible:

- what to wear – whether they will be indoors or outdoors so they can plan accordingly for the weather,
- what time, where and who to report to on the day,
- what training will be provided such as a briefing,
- anything that may be able to assist them to enjoy their day at the event.

Ensure that you have enough volunteers and officials to cover all areas of the competition. Consider the distances for score collectors to walk for dressage score sheet collecting to determine how many you require. For arena party and collecting rings, look at the size of the arenas to determine the number of stewards and arena party required.

It is important to ensure that all of the judges, officials and volunteers have sufficient breaks and are thanked where possible at the end of the day and also after the event. It is good practice to ask for feedback so you can create a wash-up list for future events.

### Safeguarding of event workforce

Ensure that all of the judges, officials and volunteers are not put in a situation which could put them at risk.

Volunteers under the age of 16 should be accompanied at all times by a responsible adult and volunteers between the age of 16 and 18 should have a responsible adult on site.

Whilst we do not want to reduce opportunities, BRC has a duty of care to young volunteers and we therefore recommend the following considerations:

- It is recommended that Dressage Writers are 18 years and over. Where an under 18 is writing they should be allocated to a judge's box/car that is always in a public space and in clear view of a steward. Both the judge and parent/guardian should confirm they are happy with this arrangement. A judge can request a writer 18 years and over, which must be adhered to. A judge may bring an under 18 with them to write but confirmation from the parent/guardian should still be sought unless an immediate family member of the judge.

## 6: ADMINISTRATION

Events have a lot of administration to consider such as schedules, health & safety and risk assessments (covered in section 7), safety files (covered in section 8), entry forms, commentary notes, results sheets and scoreboards.

### Schedules

For all competitions the schedule should be available in plenty of time before the event. This should include but not limited to the following:

- Date of competition and venue (this should include whether it is a qualifier for a championship).
- Sponsor details including a short description of their business.
- Class details, their cost, how to enter and the closing date for entries.
- Showground rules, conditions of entry to the event, BRC Code of Conduct.
- Provisional timetable if possible.
- Refund policy, withdrawal policy and cancellation policy.

For qualifiers there are sample schedules available from the BRC office which can be used as a template and tailored to your qualifier.

### Supplies

For area qualifiers, BRC provides all scoring materials and rosettes for the qualifying classes. Any non-qualifying classes or non-qualifying competitors will not be counted and the organiser will need to purchase the additional materials for these competitors and/or classes.

A breakdown of what you should be sent for each qualifier will be sent in the organisers pack along with the list of entries. Any discrepancies between number of entries and scoring material should be reported to BRC straight away. Rosettes are sent separately to the scoring materials. Scoring materials are subject to copyright laws and must not be photocopied.

Accident and fall forms are available on the BRC website downloads page. Flu vac failure forms and hat tags are available for official stewards only.

Competitor numbers/bibs will need to be sourced by the organiser. The organiser should have a phone number available for all judges, officials, contractors and if possible, volunteers.

### Commentary Notes

If you have commentators for the competition, make sure you have something for them to say. They should have notes from the sponsor detailing their business and any offers available to read out. Some events will provide competitor information slips for the competitors to fill out with some key points about them that the commentator can announce during their round. The commentator will need to know what the competition is and if a qualifier, what the competitors are trying to qualify for.

### Times

The timetable needs to be carefully worked out. Start times should be given where possible (qualifiers will have specific competitor times). Consideration should be given for judges and officials to have regular breaks. Where more than one class is being held at the same time, you will need to check for time clashes of both horse and rider for all arenas. In multi-phase competitions ensure the competitor has enough time between sections. This will depend on distances between lorry park and arenas etc. A minimum of 30 minutes is recommended.

## 7: HEALTH AND SAFETY

### 7.1: Introduction

The detailed requirements of the law on Health and Safety Standards are extensive.

Health and safety at an event is dependent upon the organisers of that event taking reasonable precautions and, just as important, upon those participating in, or attending an event, preventing accidents and abiding by the instructions given by officials and helpers at events.

The Health and Safety at Work Act (HASAW) 1974 places responsibility for safety on every person involved. Although these rules refer to shows, organisers of any event – instructional rides, lectures and demonstrations, training days, barbecues etc. should also be aware of the implications of this Act.

### 7.2: Health and Safety Standards

Health and Safety Standards and requirements vary enormously from event to event. Whilst at a small event, the requirements may be met relatively easily; the same would not apply at a major event with numerous trade stands, sizeable crowds and contractors on site.

Compliance with Health and Safety Standards is as important during the preparation before an event and the clear-up afterwards as it is during the actual event. We must always remember that our shows are attended by parents with young families, people with dogs, many of whom have no knowledge of horses, or how to behave when close to them.

Organisers, trade stand personnel, contractors and their respective employees as well as those who have, to any extent, control of the premises, or site on which the event is being held, are responsible for ensuring that:

- everything reasonably practicable is done to ensure health, safety and welfare of those attending the event
- they conduct themselves so that they do not put themselves or anyone else at risk
- the access to and egress from the site is safe and unobstructed
- members of the public and competitors are equally responsible for ensuring that they do not put other persons at risk, and that they co-operate with the organisers in complying with health and safety legislation

### 7.3: Health and Safety Statement

Organisers are required, where there are five or more employees at an event, and advised where there are fewer than five employees, to prepare a policy statement in respect of the overall safety of the event. The policy should include procedures to be followed in an emergency and should be included in the programme, where appropriate.

An example of a statement:

#### HEALTH and SAFETY POLICY FOR (Name of event)

- 1: The organiser has overall responsibility for Health and Safety.
- 2: The event is organised in accordance with Health and Safety Legislation and all who have, to any extent, control of the premises, or site on which the event are responsible for ensuring that:
  - Everything reasonably practicable is done to ensure health, safety and welfare of those attending the event
  - They conduct themselves so that they do not put themselves or anyone else at risk

- The access to and egress from the site is safe and unobstructed.

### 3: Emergencies

- Emergency services must have access to all parts of the event site at all times and members of the public must not park vehicles so as to obstruct access.
- First aid points are clearly marked.
- In the case of an emergency, members of the public should contact the nearest official or dial 999 on the nearest telephone. Telephones are located at (enter location).

### 4: Horses

Horses can easily be frightened and can be dangerous. Members of the public are requested to keep clear from horse areas/lanes and to avoid behaviour that might alarm horses.

### 5: Dogs

Dogs should be kept under close control and on a short lead. The dangerous dogs act now covers private land (Nov 2014).

### 7.4: Health and Safety Adviser

A competent and knowledgeable person must be appointed as the Safety Adviser for the event, regardless of the size of the event, this should be someone involved with the organisation of the event. The Health and Safety Adviser must attend the event but can delegate specific tasks to appropriate individuals whilst retaining overall responsibility themselves.

Everyone involved with the event, all officials, judges, stewards etc. must know the name of the Safety Adviser and a communication chain must be established between all involved in the organisation and running of the event. All must be fully briefed on their respective health and safety responsibilities and must understand their role in any emergency situations. This information is normally contained in the Event Safety File (see 7.5).

### 7.5: Event Safety File

Organisers should have an Event Safety File, compiled by the Health and Safety Adviser for all competitions and where appropriate other BRC events.

For small events this will be quite a small document consisting of:

- health and safety policy statement
- emergency telephone numbers
- an event risk assessment and Covid considerations whilst applicable
- notes for safety briefing.

For Horse Trials and other larger events the file will consist of the following elements:

- health and safety policy statement (see 7.3)
- event organisation – officials and stewards, timetables
- emergency telephone numbers, including all officials and main stewards mobile numbers
- any special conditions imposed by the land or premises owner
- safety plan including site plans, vehicular routes, emergency meeting points etc.
- safety checklist (see 7.9)
- notes for safety briefing
- communication, including radio procedures and a communications plan
- risk assessment – basic information (i.e. type of event, numbers of competitors, spectators, officials etc., access and exit details, parking areas, signs etc.)
- event risk assessment – detailed information (i.e. the activity, the hazards, risk severity, risk potential and control measures)
- serious incident protocol.

For more information on Event Safety Files please contact BRC Competitions Department.



## 7.6 : Medical and Veterinary Cover

It is the responsibility of the organiser of any equestrian event to ensure that adequate medical and veterinary provision is provided. In order to ascertain what level of cover is required a risk assessment should be carried out which looks at the types of activity taking place, the number of competitors involved, the accessibility of the site, including the ability of the medics and vets to access all areas of the site, and the proximity of the emergency services to the venue. The minimum requirements can be found below. Any deviation from these minimum requirements may affect your insurance cover. For activities where no minimum requirements are stated, it is up to the organiser to use their risk assessment to ascertain what level of cover they feel would be suitable.

### 7.6.1 Minimum Medical Cover for BRC Events

All events and activities must have undergone a medical and veterinary risk assessment documented to establish appropriate levels and control measures in place prior to the event or activity and must take into account nature and number of persons attending, location environment, and type of activity and proximity of external medical and veterinary services.

(This list is not exhaustive). **Multiple phase events (such as horse trials) should treat each phase separately when establishing medical / veterinary cover.**

Club or Open Show, Dressage, Riding Test	First Aider(s) holding one of the following: 1) FAW Certificated Qualification accredited by Training Organisation Regulator or Voluntary Aid Society 2) BHS first aid course presented by Skillbase and booked through the BHS All first aiders must have a suitable first aid kit. (See Notes)
Club or Open Show, Show & Style Jumping (Includes Working Hunter and (SJ Phase) Classes	First Aider(s) holding one of the following: 1) FAW Certificated Qualification accredited by Training Organisation Regulator or Voluntary Aid Society 2) BHS first aid course presented by Skillbase and booked through the BHS All first aiders must have a suitable first aid kit. (See Notes)
Cross-Country – Cross-Country Phase (including Arena Eventing* and Arena Challenge*)	Registered and qualified Paramedic and/or Trauma Trained Doctor plus 4WD ambulance capable of moving a casualty from remote site using approved medical rescue equipment as deemed medically appropriate by attending medical staff.
Horse Trials – Cross-Country in addition to other phases	Registered and qualified Paramedic and/or Trauma Trained Doctor plus 4WD ambulance capable of moving a casualty from remote site using approved medical rescue equipment as deemed medically appropriate by attending medical staff.

### 7.6.2 Minimum Medical Cover for BRC Area Qualifiers

Dressage & Riding Test	First Aider(s) holding one of the following: 1) FAW Certificated Qualification accredited by Training Organisation Regulator or Voluntary Aid Society 2) BHS first aid course presented by Skillbase and booked through the BHS All first aiders must have a suitable first aid kit. (See Notes)
Show & Style Jumping, Arena Eventing and Arena Challenge	Registered and Qualified Paramedic and/or Trauma trained Doctor plus ambulance or treatment room/ area.
Cross-Country – Cross-Country Phase	Registered and qualified Paramedic and/or Trauma Trained Doctor plus 4WD ambulance capable of moving a casualty from remote site using approved medical rescue equipment as deemed medically appropriate by attending medical staff.
Horse Trials – Cross-Country in addition to other phases	Registered and qualified Paramedic and/or Trauma Trained Doctor plus 4WD ambulance capable of moving a casualty from remote site using approved medical rescue equipment as deemed medically appropriate by attending medical staff.

\*only where fixed fences are used. If knock down fences are used for the whole course the organiser should use their risk assessment to determine whether cover greater than a First Aider should be used.

## Notes:

1. Training Organisation Regulator (Ofqual, SQA or the Welsh Government).
2. Voluntary Aid Societies (St. John's, St Andrew's First Aid or British Red Cross).
3. FAW – First Aid at Work Certificate (3 day initial or 2 day refresher).
4. All events and activities must have undergone a medical and veterinary risk assessment
5. BHS First Aid Certificate presented by Skillbase and booked through the BHS (2 day initial or 1 day refresher) BHS first aid courses are presented by CHS training in Scotland and jointly issued by the BHS and Browne McKee partnership in Ireland.
6. All events and activities must have undergone a medical and veterinary risk assessment documented to establish appropriate levels and control measures in place prior to the event or activity taking into account; nature and number of persons attending, location environment, type of activity and proximity of external medical and veterinary services (This list is not exhaustive).
7. An open show is classed as a competition where non-BRC members are allowed to compete or participate.
8. Useful links: [www.skillsforhealth.org.uk](http://www.skillsforhealth.org.uk) [www.hse.gov.uk/firstaid](http://www.hse.gov.uk/firstaid) HSE Ref L74 (2013).
9. For insurance purposes, any first aiders used must be voluntary (paying expenses is acceptable) or an employee of the Riding Club. If a fee is paid, then the first aider becomes a contractor who would need their own insurance.
10. Any organiser wanting to use a professional with a 'higher qualification' than a FAW / BHS first aid, as the first aider, should contact the BRC office for further details.
11. It is the organiser's responsibility to ensure that the nominated first aider has the relevant qualifications.
12. **Please see BE rule 9.7 for details on equipment requirements.**  
[www.britisheventing.com/compete/rules-and-safety](http://www.britisheventing.com/compete/rules-and-safety)

### 7.6.3 Minimum Veterinary Cover for BRC Events

**Multiple phase events (such as horse trials) should treat each phase separately when establishing medical / veterinary cover.**

Club or Open Dressage & Showing Classes	Vet on Call*
Club or Open Show & Style Jumping & Working Hunter	Vet on Call*
Cross-Country – Cross-Country Phase (Arena Challenge**, Arena Eventing** & Hunter Trials)	<ul style="list-style-type: none"> <li>• Qualified Veterinary Surgeon in attendance on site.</li> <li>• Facility to transport injured horse.</li> <li>• Equipment for humane destruction of a horse and means for removal of the body.</li> </ul>
Horse Trials – Cross-Country in addition to other phases	<ul style="list-style-type: none"> <li>• Qualified Veterinary Surgeon in attendance on site.</li> <li>• Facility to transport injured horse.</li> <li>• Equipment for humane destruction of a horse and means for removal of the body.</li> <li>• Screens</li> </ul>

\* If a veterinary surgeon is on call and not in attendance an appropriate risk assessment must

be carried out to ascertain the time taken for the vet to arrive on site and whether the vet will be readily available. A direct means of call-out must be in place. The schedule must indicate that the veterinary cover is not in attendance but on call. \*\* For Arena Eventing and Arena Challenge if fixed fences are not used the vet cover may be Vet on Call (see Vet on Call\*)

An Open Show is classed as a competition where non- BRC members are allowed to compete.

#### 7.6.4 Minimum Veterinary Cover for BRC Area Qualifiers

Dressage	Vet on Call*
Club or Open Show & Style Jumping & Working Hunter	Vet on Call*
Cross-Country – Cross-Country Phase (Arena Challenge**, Arena Eventing** & Hunter Trials)	<ul style="list-style-type: none"> <li>• Qualified Veterinary Surgeon in attendance on site</li> <li>• Facility to transport injured horse.</li> <li>• Equipment for humane destruction of a horse and means for removal of the body.</li> <li>• Screens</li> </ul>
Horse Trials – Cross-Country in addition to other phases	<ul style="list-style-type: none"> <li>• Qualified Veterinary Surgeon in attendance on site.</li> <li>• Facility to transport injured horse.</li> <li>• Equipment for humane destruction of a horse and means for removal of the body.</li> <li>• Screens</li> </ul>

\* If a veterinary surgeon is on call and not in attendance an appropriate risk assessment must be carried out to ascertain the time taken for the vet to arrive on site and whether the vet will be readily available. A direct means of call-out must be in place. The schedule must indicate that the veterinary cover is not in attendance but on call. For Arena Eventing if no fixed fences are used the vet cover can be a vet on call. \*\* For Arena Eventing and Arena Challenge if fixed fences are not used the vet cover may be Vet on Call (see Vet on Call\*)

#### 7.6.5 Medical and Veterinary Cover

- The organiser should confirm all bookings for medics and vets in writing.
- The organiser should confirm all final arrangements two weeks prior to the event. A telephone reminder two days prior to the event should act as a final confirmation of attendance.
- The organiser should alert the local accident and emergency department of any forthcoming competition.
- The organiser should provide the doctor, paramedic and first aider with the post code and OS grid reference for the competition venue. These will prove invaluable when advising the county ambulance or air ambulance of the location of the casualty.
- The medical or veterinary cover should not be allowed to leave the competition until 30 minutes after the last horse has finished competing or 30 minutes after the last prize giving if it is a mounted prize giving.
- The organiser should have available the details of the veterinary surgery which will be used in the case of any equine referrals.
- The organiser should have available the details of the person to be contacted in the event of an equine fatality where disposal of the body will be necessary.
- Event schedules must include medical & veterinary provisions that are in place and how this assistance can be obtained with point of contact for assistance.
- Organisers and Official Stewards must note that the above are minimum requirements and good planning and care may mean that enhanced medical and veterinary cover is more appropriate for the particular event.
- Cost of provision should not be the overriding factor.
- If medical and veterinary personnel are deployed to an incident consideration must be given to suspending the event until minimum cover can be re-established prior to the event restarting.

#### 7.6.6 Falls and Suspensions

Falls – See G28 in section 2.

Suspensions – The Doctor/Paramedic may decide that a competitor should be medically suspended. Any suspension will either be for a specified or unspecified duration and details must be recorded in the rider's medical card and reported to BRC Competitions Department.

In the case of a head injury, or other injury likely to cause concussion, the following applies:

- a) no loss of consciousness and no sign of concussion = No mandatory suspension
- b) no loss of consciousness but with brief symptoms of concussion (symptoms resolving within 15 minutes) = Minimum of seven days mandatory suspension
- c) any loss of consciousness, however brief, or symptoms of concussion persisting after 15 minutes = Minimum 21 days mandatory suspension

The day of injury counts as the first day of the suspension period. If a rider is taken to hospital from an event without having their medical card completed by the doctor, a minimum of 21 days mandatory suspension shall automatically apply.

Once a rider is suspended, they may not compete in any BRC competition until the period of suspension has elapsed AND the rider has written confirmation from a registered medical practitioner that they are fit to compete in events, and this information has been passed to the BRC office.

#### 7.7 : Horses and Other Animals

All warm-up areas and routes by which horses move in and out the arena or course should be kept separate or designed to avoid routes used by the public or vehicles. Horses must not be allowed into the trade stand area or the secretary's area.

Dogs should be kept under close control and on a short lead, with an appropriate ID tag. The Dangerous Dogs Act now covers private land (Nov 2014)

#### 7.8 : Construction of Rings

It is suggested that rings are made of permanent post and rail fencing where possible or temporary post and rope fencing using either wooden or plastic posts but never metal posts. Rope should be divided into sections and joined by an easily breakable connection so that in the event of a horse or pony running through the rope it will break.

Always provide secure fencing, barrier tape is not sufficient.

#### 7.9 : Other Health and Safety Considerations

In order to make these guidelines manageable, other considerations are listed below with appropriate points for checking. If you require a more detailed explanation to any of the following points please contact BRC on 02476 840 518.

- Alcoholic Refreshments: licences are required if alcohol is on sale (one months' notice required); must not be sold to under 18's.
- ATV's and Motorcycles: remember that ATV's (All Terrain Vehicles) are inherently unstable; only event officials over 17 who have received correct training and hold appropriate licences with no serious convictions should ride/drive these machines. Passengers should not be carried unless the vehicle is designed or adapted for that purpose except in an emergency. Drivers/riders must wear motorcycle helmets to BS536 specification. The vehicles must be roadworthy and maintained in a good condition and are only to be used for purposes directly connected to the event. If they have to travel on or across a public road they must have current motor insurance.
- Children are not permitted to operate machinery.

- Access Routes: Pedestrian and vehicle access routes to and from the car parks must be safe and clearly signed; if possible, have a one-way system; police should be consulted on traffic problems with public roads.
- Buildings and Structures: Adequate lighting; safety of buildings and their contents.
- Children: Additional precautions are required to ensure the safety of children.
- Electricity: position and routes of overhead and underground electric cables and distribution systems; avoidance of danger from overhead electric lines and metal structures (i.e. flag poles); evidence of recent examination and test certificates for electrical installations; low voltage system trunking and cables; earthing and earth leakage protection; inspection and testing of electrical apparatus; disconnection and removal of temporary installations.
- Fire Precautions: the local fire service should be consulted concerning emergency access for their appliances; emergency exits and suitable signs; adequate emergency fire fighting equipment and extinguishers, fire precautions in temporary structures; no smoking areas (stables, grandstands, all enclosed public spaces). Fire extinguishers should be provided in stable and secretarial areas.
- Food Hygiene: Caterers must comply with the local Environmental Health Department legislation.
- Gas (Mains and LPG): position and routes of mains gas pipelines underneath or near the site; trade stand staff and caterers with LPG appliances must have them examined and tested by a competent person, and stored in a safe position.
- Generators: position well clear of tents, straw bales etc. which can easily catch fire. All generators must be correctly earthed.
- Machinery: can only be used by competent people who have received the correct training. Loaned equipment must be fully serviceable. Plant and machinery must only be operated after adequate safety precautions have been taken. Chainsaw operators must be correctly clothed and equipped (PPE). Tow ropes and chains must be of adequate strength and attached to the towing tractor below the axle.
- PA Equipment: this may cause nuisance to households close to the event, care should be taken to keep noise to a minimum.
- Safety Information: Prominently displayed warning notices and signs; first aid sites clearly signed.
- Toilets and Washing Facilities: adequate provision for the expected number of visitors.
- Vehicles: provide sufficient parking for visitors' cars and horse boxes/trailers; limit the number of vehicles that can move around the site. It is advisable to have an officials car park.

Depending on the size of the event it is always advisable to notify the police, fire service, ambulance, including air ambulance (who will need the OS Grid Reference) and local hospitals.

#### 7.10 Reporting of Injuries and Dangerous Occurrences (Oct 2013) to HSE and BRC

- There are certain incidents which you are required to report to the Health and Safety Executive.

- For England, Wales and Scotland, the Reporting of Injuries, Diseases and Dangerous Occurrences Regulations 2013 apply. A report can be submitted online here: <http://www.hse.gov.uk/riddor/report.htm>
- For Northern Ireland the Reporting of Injuries, Diseases and Dangerous Occurrences Regulations 1997 apply. A report can be submitted online here: <http://www.hseni.gov.uk/contact-us/report-an-incident.htm>
- BRC have been advised that the incidents which must be reported are as follows:
  - Accidents to members of the public or others who are 'not at work' must be reported if they result in any injury and the person is taken directly from the scene of the accident to hospital for treatment to that injury. Examinations and diagnostic tests do not constitute 'treatment' in such circumstances.
  - Injuries by an animal are reportable if the person is taken straight to hospital for treatment.
  - Other sporting injuries are not reportable if the injury arose out of the normal participation of the activity. Injuries should be reported if they were due to defective equipment or failings in the organisation and management of an event.
  - Once an incident has been reported, you will receive a reference number as confirmation. This should be submitted to the BRC as part of the follow-up paperwork, and also kept for your records.

British Riding Clubs must also be notified of any RIDDOR reportable incidents on 02476 840518.

It is recommended that any incident/accident or dangerous occurrence outside of the reportable incidents be documented at the time in order that if future reference is required an accurate record is available. Such records must be retained for three years from the date of incident. If involving a fatality or young person 17 years or under reports are kept indefinitely.

A written record should be made using HSE approved accident book and BRC Horse Fall reports/accident reports forms and include written statements if appropriate and contact details for those involved including any witnesses.

Ensure that accident and incident forms are filled out and sent to BRC office.

**REMEMBER:** the event organiser is ultimately responsible for the Health and Safety of all those who attend an event and all reasonable precautions must be taken to ensure this. If the aforementioned points are considered and sensible steps taken to prevent accidents it is unlikely that you will encounter problems.

An Environment Health Officer may close the event at any time if they are dissatisfied with the way it is being run.

#### 7.11 : Risk Assessments

Every Area Qualifier will have a risk assessment undertaken regardless of the type of event. It will normally be the responsibility of the Health and Safety Adviser (see section 7.4) but the Official Steward may be asked for advice on the completion of the assessment. The risk assessment will normally be contained in the Event Safety File (see section 7.5).

The Official Steward must ensure that:

- a competent and knowledgeable person has been appointed as the Health & Safety Adviser for the event, regardless of the size of the event, this should be someone involved with the organisation of the event.

- a risk assessment has been undertaken in line with normal procedures.
- the Health and Safety Adviser attends the event (they may delegate specific tasks to appropriate individuals whilst retaining overall responsibility themselves).
- everyone involved with the event, all officials, judges, stewards etc. are fully briefed on their respective health and safety responsibilities and that they understand their role in any emergency situations, this briefing should be done by the Health and Safety Adviser or suitably nominated official.
- the organisers have an Event Safety File.

An example Risk Assessment can be found on the BRC website downloads page.

## 8: SERIOUS INCIDENT PROTOCOL

### 8.1: Handling Rider Fatalities

The Official Steward is in charge and should hand over the responsibility for the continued running of the event to a pre-nominated Assistant Official Steward.

### 8.2: Official Stewards Responsibilities

The Official Steward's continuing responsibilities for dealing with a Rider Fatality are: – The Official Steward should immediately inform:

- The Event Organiser and/or Venue Manager/Owner
- The Police

### The Serious Incident Team (SIT)

It maybe that some or all of the above are already aware but it is better they are told twice than not at all. Remember that transmitting and receiving radio or mobile phone calls can easily be overheard – therefore, to avoid sensitive messages being compromised, volume controls should be sensibly set and crowded conditions avoided. Alternatively you may consider introducing code words for security reasons and to prevent misunderstanding which MUST be known by all members of the SIT.

- The Official Steward must ensure that key witnesses are identified and that they remain at the site of the incident or nearby and are available to make statements to the Police or Health & Safety Executive (HSE). They should be encouraged not to start formulating opinions on what happened as this can contaminate verbal accounts when overheard by other witnesses. Instead they should be asked to make notes of their recollection. These notes should be made available to the Police on request.
- The police will notify the next of kin of the fatality once confirmed by the attending doctor.

If the casualty has not been pronounced life extinct they should be told that the casualty has been taken to hospital with serious injuries. At all times any information relating to the casualty next of kin must be passed onto the police. The police may well appoint an officer to act as a Family Liaison Officer (FLO). It is worth considering asking the police to be present when the next of kin are informed. In the event of the next of kin not being present the police should be asked to take responsibility for tracing them as they will have the resources to do this away from the event.

- It is more likely that the casualty will be taken to hospital and pronounced dead on arrival, or soon after. In this case, consideration must be given to send a responsible person (Area Representative or Area Committee Member or Club Official) to accompany the family if necessary to the hospital and act as a point of contact and to report back to the Official Steward.

- Removal of deceased person can only be authorised by the HM Coroner, however this will not stop medical teams transferring potential deceased to ambulance for life extinct assessment under the control of the senior medical official present.
- The Official Steward should liaise closely with all attending medical personnel and other event officials to maintain control of information and welfare issues. All Medical personnel will have to make statements to the police, especially the doctor and senior paramedic.
- The casualty's club Chef d'Equipe or a Club Official should be utilised to help arrange support for family and fellow club members affected by the incident. They can also arrange for the casualty's horse, vehicle etc. to be looked after if appropriate.
- Remember that different people will react to this incident in different ways. Some may become irrational or hysterical and none should be allowed to drive home unescorted. It should also be borne in mind that others involved may react and suffer from shock. This includes you.
- The Official Steward should arrange for the fence judges or any other stewards, officials where the incident occurred to be replaced and taken care of, if necessary medical advice should be considered.
- As per FEI and BE policy the fence where the incident took place should be taken out of the competition with no criticism implied against the event. The Police may well insist on this as part of their investigation.

### 8.3: Dealing with the Press & Media

- There will be an enormous amount of pressure and information on the Official Steward as the incident picks up momentum. The Official Steward should try and take time out to consider how things are developing and what course of action is appropriate. Consider directing someone to start a log of actions taken and decisions carried out. This could be invaluable later on in the investigation process. One area that will quickly develop and should not be ignored is the presence of the press and general media interest.
- The Official Steward should appoint someone to deal with the press, this is something that can be agreed as part of the event planning and included within the SIP. It is suggested that you appoint a Press Liaison Officer such as a serving or retired police officer or media spokesperson to deal with the press. The Official Steward must maintain control of what is being released and why. The press may well attend or already be present at the event and have access to instant broadcasting.
- The Official Steward should brief all key event staff on what to do if approached and that they should make no comment but refer the media to the Official Steward or dedicated Press Liaison Officer. This should form part of your briefing to all Stewards, Secretary and Judges prior to the event.
- Releasing details of Casualty to the press must be discussed with the police and any next of kin present at the event. Reporters may well find this information out from other sources but it should not be confirmed or denied until sanctioned by the Official Steward in consultation with the police.
- The following format for press release is suggested. It will generally be accepted by the press/media that:

“A rider suffered a fatal injury but no further information will be released until the next of kin have been informed. British Riding Clubs are currently working with the Police and the HSE in trying to establish what has happened”.

In addition to the above, or in place of it, the following should be briefed to the press. The



information should be released at a pre-arranged time and place so as to avoid duplication. Again consultation with the Police is essential. They should be requested to attend with you at the press conference.

“It is with the deepest regret that we announce that Mr/Mrs/Miss/Ms.....  
 (First Name).....(Surname).....  
 died as a result of a fatal incident whilst competing at.....  
 (Type of Event) .....(Venue) .....  
 The incident took place at about .....am/pm today  
 the.....(Date).....  
 (First Name)..... was aged .....  
 From.....(Home Town).....'s.  
 (First Name) horse.....(Horse's Name), a .....  
 (Age)..... year old gelding/mare/stallion.”

Do not pre-judge any police findings or apportion any blame on rider / horse or third party. If asked as to liability then reference should be made to:

“British Riding Clubs will be working with the Police and/or HSE to establish how this tragic incident occurred. It would not be appropriate to comment on any cause before an HM Coroners Inquest.”

“No further details are available at this time but we will of course update you as and when we can.”

Pre-write your press release and if possible voice record all dealings with the media. Do not be drawn into “Off the record remarks” or speculation. A typed press release can be very useful as many press agencies will request by phone any information available; this can then be faxed or emailed. Do not be afraid of asking reporters to produce their press cards and note down who you have spoken to.

Press conferences should be held away from public gaze and away from where the incident occurred. Requests to photograph the scene should be allowed only after consultation with the police. If allowed the area should be sanitised of any discarded medical or police scene material. If contaminated with body fluid then decline request. Photographs of dead horses under covers should be avoided. The police can provide assistance if the press start to trespass in order to gain photographs.

Social Media – prior to event brief event officials, stewards and helpers against negative or speculative use of social media during serious incidents or accidents.

#### 8.4 Assisting Police & HSE

It is important that the Official Steward ensures that the police recognise that they are an experienced and well informed official. If you have competed at a high level or been an event organiser for several years or an experienced judge/official tell them so and make the point that you are in a position of authority.

The Official Steward should be available to liaise with the Police's Senior Investigating Officer (SIO) and must agree any information that is likely to enter the public domain either via the press or other means.

If the Health & Safety Executive did not attend they must be informed within 24 hours of the incident. The HM Coroner will be notified by the police but it is good practice to contact the Coroner's Officer to introduce yourself and provide contact details.

#### 8.5: Liaison with BRC

The Official Steward should as soon as possible contact the following British Riding Club Officials:

- BRC Number 02476 840518

An out of hour's number has been made available to all Area Reps and Official Stewards.

#### 8.6 Action by BRC

BRC should appoint a board of enquiry to assist and support the Official Steward in the forthcoming investigation. If practical a neighbouring area Official Steward should attend to back up the Official Steward at the event. This will of course be subject to distance and availability. If this cannot be done in person telephone support should be considered.

The Head of BRC will arrange for the Insurers to be notified along with the relevant sections within the British Horse Society.

The Official Steward must confirm before leaving the site that they are fully in possession of relevant facts about the competition and any documents/site plans/ course plans not seized by the police are collected and retained by them. They should be in possession of fence dimensions and if possible a photograph of the scene. Entry forms, declaration sheets along with Accident Forms, and the completed Accident Book should also be retained. This will make making a statement at a later date a lot more accurate.

#### 8.7: Handling Horse Fatalities

The Official Steward is in charge and should hand over the responsibility for the continued running of the event to a pre-nominated Assistant Official Steward. The protocol for handling Rider Fatalities should be followed as well as the following additional information.

Official Steward should immediately inform:

The Event Organiser and/or Venue Manager/owner  
 The Serious Incident Team  
 Senior Attending Veterinary Surgeon.

It maybe that some or all of the above are already aware but it is better they are told twice than not at all. Remember that transmitting and receiving radio or mobile phone calls can always be overheard – therefore, to avoid sensitive messages being compromised, volume controls should be sensibly set and crowded conditions avoided. Alternatively you may consider introducing code words for security reasons and to prevent misunderstanding which MUST be known by all members of the Serious Incident Team (SIT).

- Official Steward must ensure that any key witnesses are identified and that they remain at the scene or nearby. In conjunction with the attending vet, the Official Steward must conduct an immediate a thorough enquiry, establishing the cause of the incident and death.
- Official Steward must confirm that the rider, unless known to be seriously injured or receiving immediate medical attention, be informed that the horse has been confirmed as deceased by the attending vet. Every effort must be made to trace the horse owner, Club
- Chef d'Equipe or Club Official in order that they can be advised as well or instead of the rider.
- Arrangements should have been made prior to the event, and documented in the Serious Incident Plan (SIP), for handling and subsequent removal of remains and for the final disposal of the carcass. Every effort should be made to establish the owner's wishes and where possible co-operate with their wishes. However, carcass should not be left in situ. Suggested equipment on hand:

Horse Ambulance  
 Winch  
 Tarpaulin

Personal Protective Equipment for personnel dealing with remains.  
Lifting Equipment (Tractor Front Loader or Telehandler)  
Tractor

The carcass should be moved to a pre-arranged temporary store area.

- The Official Steward should ask the Vet to provide a death certificate in case the owner requires one for insurance purposes. In some circumstances the owner/vet may wish a post mortem examination to establish the cause of death. In order not to further distress the owner, they should not be asked to pay any charges incurred in the removal/disposal of the carcass. On production of a written quote/invoice the Area will be reimbursed by British Riding Clubs Head Office.

#### **8.8: Press & Media, Liaison with BRC and Action by BRC**

The protocol for handling Rider Fatalities should be followed.

#### **8.9: Serious Incident Plan**

Producing a Serious Incident Plan has three main benefits:

1. Identifies risks or potential risks.
2. Identifies what measures need to be put in place for the protection and well-being of competitors, members of the public, volunteers, officials and contractors.
3. Identifies the roles and responsibilities of individuals, groups or organisations.

Remember when formulating your plan to do so in consultation with other members of your event team and any other groups or individuals that have a role to play regarding the safety and control of the public.

Keep the plan simple and to the point, but most of all user friendly. When the plan is complete, it is essential to brief all of those involved in implementing it. They must fully understand their roles and responsibilities. Remember no one has time to read a plan when an incident occurs.

Remember to familiarise yourself with the following when considering your plan:

Insurance Cover and requirements (Public Liability)  
Legislation such as Health & Safety, Food Preparation, Fire Regulations  
Local Authority Guidelines and requirements  
BRC Handbook  
BRC Datasheets.

Your plan should not only include the event itself but also the preparation, execution and clear-up phases when the SIT is on site. These can be broken down and identified using either direct reference or phase titles A, B, C or 1, 2, 3 etc.

Other factors must also be planned for and suitable protocols produced:

- non-competitor fatality, serious injury or sudden illness and the affect using any medical services on site will have on the continued running of your event
- adverse weather or other natural disasters
- incident outside your event – Road Traffic Accident closing local roads
- protesters either at event or outside of event
- criminal activity at the event
- cancellation or postponement

- key management or officials no longer available
- receiving outside emergency assistance
- helicopter and Air Ambulance reception
- media relations
- aggressive competitors or incidents of assault etc.
- reporting of accidents and incidents see Section 7.9 of the Guide
- accident Investigation and documentation.

Serious Incident Team – decide who should be in this group and ensure they know their role and responsibilities. The SIT should be led by the Official Steward and it would be normal for the following to also be included as a minimum:

- the event secretary or organiser
- a representative from the medical team the vet the Health & Safety Adviser the Press Liaison Officer.

The venue owner may need to be included. Remember that there may be expertise available from within the host club or the area – police officers, paramedics, other emergency services personnel etc. that are used to managing such incidents.

Set up robust communication for this team and coded response messages to prevent unnecessary disclosure of information leading to compromise, remember that radio and mobile phone calls can be overheard by third parties.

The plan should be both proactive and reactive, they should also be achievable and within the capabilities of those involved. Break down key actions to agreed protocols.

There is no generic contingency or serious incident plan that can be supplied “off the shelf” that will fit every event but basic planning will assist you the next time you come to run an event.

An example Serious Incident Plan can be found in ER Appendix 3.

## **9: GUIDANCE REGARDING DISABLED VISITORS TO EVENTS**

### **9.1 The Equality Act**

The Equality Act became law in October, 2010. It replaced previous legislation (such as the Race Relations Act 1976 and the Disability Discrimination Act 1995) and provides a legal framework to protect the rights of individuals, and advance equality of opportunity for all.

The Equality Act 2010 outlines the following:

Discrimination is defined as ‘Where a disabled person is treated less favourably than an able bodied person as a result of their disability, or is subject to a substantial disadvantage in accessing premises, services or events’.

Discrimination may not necessarily be unlawful if the actions taken are proportionate in achieving a legitimate objective, such as maintaining health and safety. However, reasonable adjustments to your standard policies and arrangements should be made to accommodate the needs of people with disabilities. This means anticipating their needs in advance when arranging events and also responding reasonably on the day to requests for adjustments to policies or practices or for additional assistance.

### **9.2 Organiser Considerations**

With this in mind, the following steps should be considered by Organisers, in order to accommodate disabled visitors to events:

- A designated disabled parking area, clearly marked and as close to the main areas of the event as possible

- Designated disabled toilets, easily accessible and clearly marked on any site maps
- Designated viewing areas for any dressage or SJ phases, which are accessible to wheelchair users and other mobility vehicles / aids
- Include the above considerations in your event planning and risk assessments and health & safety documentation
- Refer to the use of all-terrain vehicles (ATV's) in any health and safety guidance
- It is common practice for equine events to stipulate that ATV's or motorcycles are not allowed. However, consideration should be given to identifying a suitable area where disabled visitors using ATV's or wheelchairs can access and view
- It is usual for events to stipulate that ATVs are not allowed on the XC course. However, consideration should be given to identifying a suitable viewing point that disabled visitors using ATVs or wheelchairs can access, in order to view some of the course.
- If ATV's are allowed on some or all of the XC course, this must be documented in the event risk assessment to ensure the drivers of those ATV's are provided with route maps giving safe areas for them to travel.

The following statements can be helpful if posted at the event in the Secretary's or disabled parking areas:

Visitors with mobility restrictions should contact the secretary's office for information and assistance regarding accessibility at this event, including access to the cross country course.

For safety reasons, no motorised vehicles including ATV's are permitted on the cross country course other than officials vehicles. Visitors with mobility restrictions who would otherwise use motorised vehicles should contact the secretary's office for information and assistance. Where possible, alternative arrangements will be made for you to access the cross country course. [Indicate any viewing areas in which ATVs are permitted]

### 9.3 Other Useful Resources

- <https://www.gov.uk/guidance/equality-act-2010-guidance>
- <https://www.equalityhumanrights.com/en/equality-act-2010/what-equality-act>
- Datasheet DS19 – Carrying out a Risk Assessment
- Datasheet DS34 – Role of an Event Organiser
- BRC Handbook – Event Rules and Regulations

## 10: DRESSAGE AND RIDING TEST COMPETITIONS

This section gives key points for all dressage and riding test competitions. Qualifiers should follow these guidelines and it is highly recommended for clubs shows where relevant.

### Officials and Volunteers

Dressage and Riding Test Judges – see section 5 judges, officials and volunteers in section 3 of the handbook along with D1 and D2 in Section 2 of the Handbook

Writers – one per judge

Steward – one per arena or one per two arenas

Tack Steward – not compulsory but can be used to advise competitors

Scoring Team – the number of scorers will depend on number of arenas and competitors. You should have a chief scorer who can look into any scoring queries (alongside the OS at qualifiers). Assistant scorers to add up tests and a score sheet coordinator which is important when using more than one test, who can check all score sheets have been received from the judge. Scorers should be in a warm dry place close to the scoreboards, so the scoreboard writer is able to get to them quickly.

Score sheet collectors – the number of arenas and distance to take the score sheets will need to be considered to determine how many will be required.

### Layout

The arenas must be on level ground whether this is a surface or on grass, whilst it need not be flat, a gradual fall is acceptable. It must not have humps or bumps. Always ensure that each arena is free of man-hole covers, drains, stand pipes etc.; they may not be visible so walk the whole area carefully.

The going should be “good” with adequate grass cover, short grass is not always safe and it can be slippery.

The arenas, either 20m x 40m or 20m x 60m must be properly erected with markers correctly positioned as per ER Appendix 4. There should be sufficient space between the arenas. Adjacent arenas should be a minimum of 5m apart but preferably 10m. Ensure the area is risk assessed for any potential hazards such as busy roads or livestock in a nearby field.

A suitable warm-up area should also be provided. Spectators should be kept separate from this area.

The arena should be marked either by:

- a continuous surround or white boards,
- intermittent white boards placed at each corner and opposite each marker
- painted white lines on the ground with white posts 90cm high in the corners of the arena.

The outside markers must be clearly visible with the letters displayed in either black or white and may be placed up to 50cm from the edge of the arena. Pegs not less than 30cm and no more than 60cm may be placed next to the arena boards with no more than 15cm showing above them, opposite each outside marker. When the arena is delineated only by a white line the pegs must be placed 15cm outside this line. A gap of one metre each side of the centre line must be left at A to form an entrance and the A marker placed far enough back (10 metres) to allow the horse to enter the arena on a straight track. When the arena is marked by white lines only two posts should be placed one metre each side of the centre line at A to mark the entrance.

### Equipment

The following equipment will be required for each arena:

- a judges box or car is required for each arena. This will need to be centred opposite the centre line and approximately 5 m from the arena at C. Judges should be permitted to position their own car.
- a bell, whistle or car horn (a variety will be required if arenas are close to one another)
- clipboard (either A4 or A3 depending on size of score sheet) and pens for the writer
- sufficient quantity of the relevant judges score sheets
- lists of running orders and their times for that arena for the judge, tack steward, arena steward etc.
- it can be a good idea to put a label on the clipboard with any important information the officials may require such as differences between BD and BRC rules.

See CR Appendix 9 along with section 5 of section 3

### Arenas

The number of arenas will be dictated by the number of tests in the class. For example, in the Senior Open Dressage each team member rides a different test, so four arenas would be required. Where there is a large number of entries and numbers go over the maximum per arena as set out in CR Appendix 9, you will need to run additional arenas. If you split

the arenas without exceeding the maximum number you will be required to apply CR Appendix 11 to your results to get the qualifying places, which can cause disappointment to competitors who have won their arena and do not receive an invite. If this is necessary, the competitors should be informed so they know that winning their arena does not mean they will be invited.

Numbers per arena are based off your pre-entries at the closing date. If you accept late entries which pushes you over the maximum number of competitors contact the office as your results sheet may need updating.

### Competitor Times

The information on the spacing between competitors is set out in CR Appendix 9. Where the interval is shown as 6 & 7 minutes, the times should be calculated alternately for example 0900, 0907, 0913, 0920, 0926 and so on. Intervals with one number are allocated on that number only.

### Running Orders

There should be a drawn order for all qualifiers. Where possible, competitors of the same team should not perform consecutively in the same arena. This is to allow for changing conditions throughout the day. If teams are consecutive one team may ride in heavy rain and the other may ride in bright sunshine which can be unfair. This may not be possible for reasons such as limited parking etc. at the venue. The organiser in accordance with the OS may choose to run consecutively if required. Competitors who are competing in more than one class need consideration to avoid time clashes and have sufficient time (a minimum of 30 minutes is recommended depending on the competition).

### Dressage to Music Competitions

All of the above applied to Dressage to Music classes with the added considerations:

- a PA system to play the music,
- a music coordinator who can check in the music and then release the music again once used,
- licencing to play the music (BRC cover the licence for qualifiers).

## 11: SHOW JUMPING COMPETITIONS

This section gives key points for all show jumping (SJ) and style jumping competitions. Qualifiers should follow these guidelines and it is highly recommended for clubs shows where relevant.

### Officials and Volunteers

Judges SJ - there should be two SJ judges per arena with one of those judges being a current member of the BS or SJA1 Panel of Judges. One of the two judges should be able to manage the timing equipment but an additional time-keeper may be appointed. Judges Style Jumping – see section 2 of the Handbook for the judge requirements.

Writers Style Jumping – a writer will be required to write down the judges' comments. Steward – a collecting ring steward is required per arena.

Tack Steward – not compulsory but can be used to advise competitors.

Scoring Team – SJ classes can be run with one scorer to update the score boards as judges will finalise the scores. For style jumping see dressage section 10.

Course Builder – it is highly desirable that the course builder is on the current panel of BS Course Builders.

Commentator – not compulsory but gives atmosphere to an event and can also promote the sponsors.

For BS judges and course builders see the BS website. [http:// www.britishshowjumping.co.uk/page/Officials](http://www.britishshowjumping.co.uk/page/Officials)

### Layout

The arenas should be a roped arena about 60m x 80m or larger if possible. Use the flattest ground available. The ring should be roped and staked with the facility to close the entrance/exit during the round. Always ensure that each arena is free of man-hole covers, drains, stand pipes etc.; they may not be visible so walk the whole area carefully.

The course should be designed to provide for a flowing performance, sharp turns and abrupt changes of direction should be avoided and it is undesirable to have too many changes of direction in the course.

The course will consist of a designated number of fences, details can be found in the BRC Handbook that is to BS or SJA1 standard or above. A proportion of the fences should be built with fillers e.g. hanging fillers, brushes etc.

Fences should be a mixture of true upright fences, spreads and triple bars. They should not be the same height and spread throughout the course but should vary. Dimensions must remain within the specifications for the class.

The top pole of any fence must be wooden.

Fences should not be less than 2m wide and may be painted in any colour. They should be numbered with numbers on the right of the fence. The first fence should be an inviting one.

Distance in doubles should be those for horses as described in the BS Rule Book. Safety cups, to FEI standard, must be used on the back and centre of spread fences including all Working Hunter jumps/courses and practice fences.

The course may be raised and/or altered at the discretion of the judge and the Official Steward for both parts of the second round. Consideration should be given to the standard of competition in the first round as to whether the course is built to maximum height. The start and finish line must be a minimum of 6m and a maximum of 25m from the first/last fence. The start and finish lines must be defined by two flags or markers.

The length of the course should be measured and the Time Allowed and Time Limit calculated. A course plan indicating the course track, time allowed, time limit and jump off course must be displayed in the collecting ring at least 30 minutes before the start of the competition. An identical plan must be provided to the judge. A dotted line on the plan indicates an optional track that may be followed or left without penalty. A full line indicates a mandatory track that must be followed.

There must be a minimum of two practice fences in the collecting ring, one upright and one spread which must be flagged with red and white flags or wing tops to denote the direction in which the fences are to be jumped. The collecting ring should be fenced to provide a safe enclosed area.

The course must be ready for inspection by competitors at a reasonable time before the start of the competition and after the judges' agreement to the course.

### Equipment

The following equipment will be required for each arena:

- judges box with chairs and table if possible
- a bell, whistle or horn (ensure that they are varied if rings are close to one another)
- electronic timing with stop-watch as a back up
- clipboard and pen for the writer
- judges score sheets
- collecting ring steward with running orders (a whiteboard could be used to write down the next few competitors)



- lists of running orders for all stewards and judges
- PA box where a commentator is used
- Radios
- Sufficient spare poles and wings in case of breakages

### Arenas

There is no maximum limit on number of competitors in an arena for SJ or Style Jumping. If the classes are long it is good practice to have breaks for judges comfort and also to allow competitors to walk the course. Style Jumping should have breaks the same as dressage see section 5.

### Competitors Times

Competitor's times should be allocated at two-minute intervals

## 12: HORSE TRIALS COMPETITIONS

This section gives key points for all cross-country (XC) competitions. Qualifiers should follow these guidelines and it is highly recommended for clubs shows where relevant. For the dressage and SJ phases please see section 10 and 11.

### Officials and Volunteers

Fence judges – are appointed at every fence, ideally in pairs. Fence judges may cover more than one fence if required providing they are in a position to maintain control of the fence and the fences are not too far apart.

Control – this ideally should be a team of people who monitor all competitors around the course. They will be in charge of deploying emergency services to relevant fences and also instructing fence judges on stopping competitors if required. For qualifiers this should be a minimum of one person in a static location monitoring the course.

Commentators – not compulsory but can create an atmosphere and promote the sponsors.

Collecting Ring Steward – required to monitor the warm-up arena.

Tack Steward – not compulsory but good to have to advise competitors – they should not ask competitors to remove body protectors to check in the warm-up arena, this should be done at the secretary marquee upon arrival where possible.

XC Starter – counts down the competitor onto the course.

XC Timekeepers – covering start and finish recording times.

XC Steward – to assist with fence judge queries and offer comfort breaks if required.

Refreshment Coordinator – not compulsory but good idea to provide tea, coffee and water for an event – cake goes a long way.

BE Technical Advisor – not compulsory but a BE Technical Advisor could be used to aid with course queries and ensuring the course is of standard.

Course Builder and Designers – should be a reputable person ideally BE accredited.

Fence Repair – a team of people to repair fences if broken.

### Layout:

#### Cross-Country:

A cross country course is between 1600m and 2800m in length with 18 to 25 jumping efforts (for more details see HT1 rules. Care should be taken that the first three or four fences are inviting. Organisers can design their course how they wish providing that it is within the rules of the competition and should make as much use as possible of natural features.

Timber and other materials for fences must be strong and resilient. Brush fences that can be knocked over should not be used. Fences which a pony/horse is expected to jump through must never have a solid rail behind them, unless there is a clearly defined substantial rail at the same height or higher on the take-off side. The width of an island fence and/or open water i.e. the distance between red and white flags should not be less than 4.5m unless it is specifically designed to be a narrow obstacle asking an accuracy question. Ditches must have sound edges and the jump must be as long as possible to avoid poaching. Where

artificial ditches are dug, the take-off edge must be reinforced with timber such as sleepers, otherwise the edge may break down. Riveting or reinforcement on the landing side should be kept below ground level.

It is essential for time keeping purposes that the start and finish of the cross-country are adjacent to one another. The Start and Finish must be marked with flags and boards marked "Start" and "Finish".

Compulsory turning flags must be used only if necessary and must be of the appropriate colour. Yellow or orange direction flags can be used to help riders follow the course.

Fence numbers should be bold and either placed in the ground in close proximity to the fence or attached to a flagpole.

At least one inviting, solid fence, flagged with red and white flags, should be provided near the start as a practice fence.

The length of the course should be measured and the Optimum Time and Time Allowed calculated. A copy of the course plan to be followed and its length, Optimum Time, Time Allowed, numbering of fences, alternative fences, compulsory turning points etc. should be displayed in a prominent place, ideally in Secretary's and in the Collecting Ring.

The Organiser must arrange for the Official Steward to undertake the course inspections. Ideally the Official Steward should first see the course several weeks before the event so that there is time for changes to be made if necessary. The course should be fully numbered, flagged etc. before the Official Steward's final inspection prior to it being open to competitors.

Numbering is usually as follows:

80 - Purple

90 - Orange

100 - Pink

100+ - Yellow

### Cross-Country Fence Design and Safety

Refer to BE cross country guidelines booklet

### Basic Principles

Whenever the Official Steward or competition Organiser is inspecting a course for suitability for a competition the following basic principles should always be borne in mind:

- never try to trick the horse or rider
- there is no need to be an innovator, tried and tested design concepts are invariably the best options
- only use cross-country fences which you believe to be suitable for the level of competition
- follow the BRC Rules and Guidelines for Stewards and Organisers
- if you have any doubt about a fence do not use it
- the good horse, well ridden, should make the course look easy
- always consider what will happen with a bad rider
- what is the object of the course as a whole; Is it an educational step for horse and rider; Is it to test the best and will the worst get round safely; Is it difficult or easy enough to have the correct influence on the competition and result.

## General Guidance

The most important single factor enabling a pony/horse to judge a fence correctly is a really solid and impressive top line to the fence – which is why the increase in the size of timber now normally used has been beneficial. The next most important factor is a good ground line, or the avoidance of a false ground line i.e. material that is further away from the line directly below the top of the fence causing the horse or pony to misjudge the point of take-off and potentially hitting the top of the fence.

At all levels of event, fences with a spread, whether solid or open, are easier for ponies or horses to judge if the top is not completely horizontal i.e. if they are an ascending spread. The precise location and dimensions of a fence will determine whether it is necessary to make it ascending. It is believed that ponies and horses aim at or focus on the top line of a fence. If for any reason they cannot see the back rail of the fence clearly, they may not realise that they have to jump it and may bank it.

Timber and other materials for fences must be strong and resilient. Brush fences that can be knocked over should not be used. Fences which a pony/horse is expected to jump through must never have a solid rail behind them, unless there is a clearly defined substantial rail at the same height or higher on the take-off side. The width of an island fence and/or open water i.e. the distance between red and white flags should not be less than 4.5m unless it is specifically designed to be a narrow obstacle asking an accuracy question.

Ditches must have sound edges and the jump must be as long as possible to avoid poaching. Where artificial ditches are dug, the take-off edge must be reinforced with timber such as sleepers, otherwise the edge may break down. Riveting or reinforcement on the landing side should be kept below ground level.

### Securing of Portable Cross-Country Fences and Fitting of Pins and Reverse Pins

Please see BE related documents.

### Equipment

The following equipment will be needed for XC control:

- commentary unit sited to provide maximum visibility of the whole course
- plot board with details of XC course, fence numbers and names and course length along with details of fences with pins
- accident forms and incident log
- commentary slips for each competitor
- radio communication with fence judges, emergency services, organisers and steward
- PA system and commentator
- synchronised timing clock or stopwatch
- copy of communications plan.

The following equipment will be required for the XC steward:

- radio
- accident forms
- lists of competitors and their starting times
- copy of the course plan to be followed and its length, optimum time, time limit, numbering of fences, alternative fences, compulsory turning points etc.
- copy of communications plan.

The following equipment will be required for the collecting ring steward:

- radio
- accident forms
- lists of competitors and their starting times
- copy of the course plan to be followed and its length, optimum time, time limit, numbering of fences, alternative fences, compulsory turning points etc.

The following equipment will be required for the fence repair team:

- radio
- lists of competitors and their starting times
- copy of the course plan to be followed and its length, optimum time, time limit, numbering of fences, alternative fences, compulsory turning points etc.
- spare poles, a supply of fence-building materials and equipment etc.

The following equipment will be required for fence judges:

- Fence Judge Guidelines Booklet
- fault pads
- whistle
- red flags
- stopwatch
- accident forms
- radio. Ideally every fence judge should be in radio communication with cross-country control.
- A red flag only is required for stopping a horse on course. If there is no radio a full set of emergency flags (Red, Blue, White and Orange) will be required.

### Competitors Times

Competitor's times should be allocated at two minute intervals, competitors will take approximately five minutes to complete, and thus, three riders may be on the course at the same time. It is strongly recommended that the starting interval is no less than two minutes.

### Order of Starting Dressage:

There should be a drawn order for all qualifiers. The first team member in each team jumps, followed by the second in each team, then the third in each team and finally the fourth. In certain cases, with the Official Stewards consent, team members may jump one after the other. Individuals may be scheduled to jump whenever convenient.

### Timetable for Horse Trials

#### Example Timetable:

Safety Briefing	0800
Dressage starts	0900
Fence Judge Briefing	0930
Show Jumping starts	1000
Cross-Country starts	1100
Prize giving	1600 (approx.)

Competitors must be allowed at least 30 minutes between each phase.

### Fence Judge Briefing

It is essential that all fence judges are briefed as to their responsibilities before the start of the cross-country phase. Ideally you should allow 60 minutes for the briefing plus another 20 - 30 minutes for them to get into position on the course. This briefing should be undertaken by the Official Steward, the Cross-Country Steward and/or Controller, and should include:

- how to judge a competitor
- what is considered outside assistance
- how to complete the fault pads
- sheet collection arrangements / how scores are being collected
- timing procedures especially if a pony/horse has to be stopped
- how to ensure safety at each fence, use of whistle as a warning etc.
- how to use the radio
- use of flags, if each fence does not have a radio:

- Red – Medical assistance
  - Blue – Veterinary assistance
  - White – Fence repair assistance
  - Orange – Course blocked
- emergency procedures, including use of radio.

### 13: COMBINED TRAINING COMPETITIONS

For Combined Training – refer to dressage and show jumping of Horse Trials. See 14: Horse Trials.

### 14: ARENA EVENTING COMPETITIONS

This section gives key points for all arena eventing competitions. Qualifiers should follow these guidelines and it is highly recommended for clubs shows where relevant.

#### Officials and Volunteers

Judges - there should be two SJ judges with one of those judges being a current member of the BS or SJAI Panel of Judges. One of the two judges should be able to manage the timing equipment but an additional time-keeper may be appointed. The judges should be able to see whole course; if this is not possible Fence Judges should be appointed and in radio contact with the judges.

Steward – a collecting ring steward is required.

Tack Steward – not compulsory but can be used to advise competitors.

Scoring Team – Arena Eventing classes can be run with one scorer to update the score boards as judges will finalise the scores.

Course Builder – it is highly desirable that the course builder is a BE or BS Course Builder provided they have been a copy of the BE document on securing portable fences.

Commentator – not compulsory but gives atmosphere to an event and can also promote the sponsors.

BE Technical Advisor – not compulsory but a BE Technical Advisor could be used to aid with course queries and ensuring the course is of standard (fixed fences only).

Fence Repair – a team of people to repair fences if broken, should be available (fixed fences only).

#### Layout

##### Show Jumping

The course should be designed to provide for a flowing performance, sharp turns and abrupt changes of direction should be avoided and it is undesirable to have too many changes of direction in the course.

The course will consist of a designated number of fences, details can be found in the BRC Handbook that is to BS or SJAI standard or above. A proportion of the fences should be built with fillers e.g. hanging fillers, brushes etc.

Fences should be a mixture of true upright fences and spreads. They should not be the same height and spread throughout the course but should vary. Dimensions must remain within the specifications for the class.

The top pole of any fence must be wooden.

Fences should not be less than **2m** wide and may be painted in any colour. They should be numbered with numbers on the right of the fence. The first fence should be an inviting one.

Distance in doubles should be those for horses as described in the BS Rule Book. Safety

cups, to FEI standard, must be used on the back and centre of spread fences including all Working Hunter jumps/courses and practice fences.

The start line must be a minimum of 6m and a maximum of 25m from the first fence. The start line must be defined by two flags or markers.

There must be a minimum of two practice fences in the collecting ring, one upright and one spread which must be flagged with red and white flags or wing tops to denote the direction in which the fences are to be jumped. The collecting ring should be fenced to provide a safe enclosed area.

The course must be ready for inspection by competitors at a reasonable time before the start of the competition and after the judges' agreement to the course.

The joker fence should be set at a maximum of 10cm higher than the maximum height stated. This is at the discretion of the course builder and official steward. The finish line must be a minimum of 6m and a maximum of 25m from the joker fence. The finish line must be defined by two flags or markers.

#### Cross-Country

Care should be taken that the first fence is inviting. Organisers can design their course how they wish providing that it is within the rules of the competition and should make as much use as possible of natural features.

Timber and other materials for fences must be strong and resilient. Brush fences that can be knocked over should not be used. Fences which a horse is expected to jump through must never have a solid rail behind them, unless there is a clearly defined substantial rail at the same height or higher on the take-off side. The width of an island fence and/or open water i.e. the distance between red and white flags should not be less than 4.5m unless it is specifically designed to be a narrow obstacle asking an accuracy question. Ditches must have sound edges and the jump must be as long as possible to avoid poaching.

Fences in this section may be working hunter fences and provision for knock downs are in the Arena Eventing section of the Handbook.

Fence numbers should be bold and either placed in the ground in close proximity to the fence or attached to a flagpole.

At least one inviting, solid fence, flagged with red and white flags, should be provided near the start as a practice fence.

#### General

The length of the course should be measured and the Optimum Time and Time Allowed calculated. A copy of the course plan to be followed and its length, Optimum Time, numbering of fences, alternative fences, compulsory turning points etc. should be displayed in a prominent place, ideally in Secretary's and in the Collecting Ring.

The Organiser must arrange for the Official Steward to undertake the course inspections. The course should be fully numbered, flagged etc. before the Official Steward's final inspection prior to it being open to competitors.

Numbering is usually as follows:

- 70 - Black/Green (depending on the venue)
- 80 - Purple
- 90 - Orange
- 100 - Pink

## Cross-Country Fence Design and Safety

Refer to BE cross country guidelines booklet

### Basic Principles

Whenever the Official Steward or competition Organiser is inspecting a course for suitability for a competition the following basic principles should always be borne in mind:

- never try to trick the horse or rider
- there is no need to be an innovator, tried and tested design concepts are invariably the best options
- only use cross-country fences which you believe to be suitable for the level of competition
- follow the BRC Rules and Guidelines for Stewards and Organisers
- if you have any doubt about a fence do not use it
- the good horse, well ridden, should make the course look easy
- always consider what will happen with a bad rider
- what is the object of the course as a whole; Is it an educational step for horse and rider; Is it to test the best and will the worst get round safely; Is it difficult or easy enough to have the correct influence on the competition and result.

### Equipment

The following equipment will be required:

- judges box with chairs and table if possible
- a bell, whistle or horn (ensure that they are varied if rings are close to one another)
- electronic timing with stop-watch as a back up
- clipboard and pen for the judge
- judges score sheets
- collecting ring steward with running orders (a whiteboard could be used to write down the next few competitors)
- lists of running orders for all stewards and judges
- PA box where a commentator is used
- Radios
- Accident forms
- sufficient spare poles and wings in case of breakages

### Arenas

There is no maximum limit on number of competitors in an arena for Arena Eventing. If the classes are long it is good practice to have breaks for judges comfort and also to allow competitors to walk the course. Careful consideration will be needed if more than 1 competitor is on course at a time.

### Competitors Times

Competitor's times should be allocated at two-minute intervals.

### Order of Starting

There should be a drawn order for all qualifying competitions. The first team member in each team jumps, followed by the second in each team, then the third in each team and finally the fourth. In some cases, with the Official Stewards consent, team members may jump one after the other. Individuals may be scheduled to jump whenever convenient.

### General Guidance for Solid Fences

See Horse Trials guidance on cross-country section 12.

### Securing of Portable Cross-Country Fences and Fitting of Pins and Reverse Pins

Please see BE related documents.

## 15: OBJECTIONS AND DISCIPLINARY PROCEDURES

### 15.1 : Eligibility

Any protest that is based on the eligibility of a pony, horse or rider to compete should be made in writing to the Head of BRC within two days of the event.

### 15.2 : Protests

Protests on the day should be handled by the Official Steward and the following procedure followed:

- Protests must be made no later than 30 minutes after the incident which gave rise to that protest, 30 minutes after the results have been published or, in the case of protests against qualification of horses, ponies or riders, 60 minutes after the start of the class.
- Protests must be lodged, in writing, by a representative of the competing Riding Club, or by an individual member in the case of Centre or Individual Membership. They must be addressed to the Competition Organiser and must be accompanied by a £20 deposit.
- Upon receipt of the protest the Official Steward must arrange for it to be investigated as soon as possible.
- The Official Steward must allow the objector to put their case verbally or in writing and to speak to any witnesses to the incident. The owner and or rider involved and any judges, officials or stewards must also be seen.
- The Official Steward may overrule the Judge and uphold the protest if it is decided that the judge's decision is contrary to the BRC Rules of the competition, except where the protest relates to what actually happened in the competition i.e. whether a fence was knocked down, whether a competitor left a dressage arena etc. In such cases the Official Steward may invite the judge to reconsider their decision in the light of the evidence presented to them, but the final decision lies with the judges alone.
- The Official Steward may overrule a fence judge if supporting information is presented.
- If the protest is supported then the £20 deposit is returned. If the protest is overruled the £20 deposit is forfeited. If the Official Steward considers the protest to be frivolous or mischievous then the £20 deposit may be forfeited.
- The Official Stewards decision must be given to all concerned, including the organiser, the show secretary, judges, objector, riders involved, witnesses etc.
- A full report of any protests received and their outcome must be reported to BRC and sent with the Results Sheets.

### 15.3 Conducting the Investigation

When conducting an investigation it is important to remember the following: Keep an open mind: do not assume any guilt or innocence, collect facts not feelings or assumptions.

Establish the facts: obtain details of what happened from any riders, owners, officials, judges, stewards or spectators who saw the incident do not accept hearsay (what someone heard some else say etc.). If someone has filmed the incident this can be viewed, however it is advisable not to accept video evidence in the case of timing objections.

Make notes: when obtaining facts make notes, these may be vital at any subsequent hearing.



Check rules: check the appropriate rule in the BRC Competition Rules section and the relevant discipline rule book, if appropriate

Make the decision: having obtained the facts, read the relevant rules (including the relevant discipline rules) then makes your decision

#### 16.4 : Reporting Your Decision

The Official Stewards decision must be given to all concerned, including the organiser, the show secretary, judges, objector, riders involved, witnesses etc.

A full report of any objections received and their outcome must be reported to the BRC Office and sent with the Results Sheets.

#### 16.5 : Disgraceful Conduct

Any member of an affiliated club or any person participating in any way at an official competition who conducts themselves in a disgraceful manner which bring the name of an affiliated club or the BRC into disrepute shall be guilty of a breach of these rules.

#### 16.6 : Disciplinary Committee and Action

The Official Steward will be the Disciplinary Steward at official competitions. See G15 of the Competition Rules Section for more information.

### 16: SCORERS

Always ensure that you have sufficient scorers for the event and they have a quiet and private area to work in, they must be protected from competitors and the public and anyone else not directly involved in scoring.

Each scorer should have a definite responsibility. There are a number of ways in which this can happen.

All calculations and entries should be checked by another person, who should then initial each sheet, this should happen as a normal matter of course, and it is not a reflection on the ability of the scorer.

#### 16.1 : Scoreboards

The scoreboards need to be in a convenient place for scorers, competitors and spectators. It is important that the scoreboards are kept up to date during the competition and that all scores are displayed as many people like to look at results even after the prize giving. Unless the scoreboard is kept up to date objections may arise at the last moment and can delay the prize giving whilst investigations are undertaken. It's advisable to have scoreboards protected with polythene sheets in case of bad weather.

The final results should be displayed for 30 minutes before the prize giving in order to allow for any final objections.

#### 16.2 : Prize Giving

It is suggested that you plan how and where to do the prize giving. For jumping competitions the prize giving normally takes place in the jumping arena, for dressage it needs to be a convenient but safe area. Allowance needs to be made for bad weather.

It is suggested that the awards are made in the following order:

Team Awards: 1st to 6th NB all 4 team members receive rosettes not just the three scoring members.

Individual Awards: 1st to 6th

Full details of awards and the numbers to qualify can be found in CR Appendix 10. No one should advise competitors that they have qualified for a Championship, an invitation will be sent from BRC. Incorrect information on the day leads to acute disappointment. After the prize giving no alterations may be made to the results without reference to the Official Steward.

#### 16.3 : Judging Sheets

All Dressage, Riding Test and Style Jumping judging sheets may be distributed once the final results are displayed on the scoreboard.

### 17: ADMINISTRATION FOR AREA QUALIFIERS

For all qualifiers the BRC Office will send the scoring materials to the Official Steward, either directly or via the organiser, that will include the following items:

- details of all pre-entries, by club, received by BRC Office
- blank declaration forms
- result sheets
- return address label to BRC Office (if applicable)

Official Stewards should ensure that:

- All club Declaration Sheets are presented by Chefs d'Equipe BEFORE the start of the competition.
- All amendments of riders and/or horses are received BEFORE the start of the competition
- The entries on the Declaration Sheets do not exceed those on the pre-entries listing.
- The horse/pony names on the Declaration Sheets are those on the flu vaccination certificate/passport.
- All Declaration Sheets have the BD/DI, BE/EI, BS/SJAI points/prize money recorded or nil, if appropriate.
- When clubs have entered more than one team each team has a specific name i.e. Wilmslow Blue, Wilmslow White.
- All results are entered on all the club Declaration Sheets (not just 1st to 3rd) and the Results Sheets.
- Record all Disqualifications on the Results Sheet, this includes those associated with flu vaccination irregularities.
- Ensure that any incident reports, BRC Accident Report Forms, BRC Horse Fall Forms etc. are sent with the Results Sheets.
- Ensure that details of all Official Objections (i.e. those paid for with a £20 deposit) are recorded on the Results Sheet indicating the objection details, the results of the investigation and the outcome.

Ensure that all relevant paperwork associated with an Area Qualifier Declaration Forms, Results Sheets, BRC Accident Report Forms, BRC Horse Fall Forms (cross-country only) any Incident Reports, Objections etc. are completed and forwarded to the BRC Competitions Department within three working days of the qualifier. If a qualifier is held late, with prior agreement, due to exceptional circumstances then all paperwork must be sent immediately after the qualifier.

The Official Steward will be the Disciplinary Steward at official competitions. See G15 of the Competition Rules Section for more information.

### 18: CLUB SAFEGUARDING OFFICERS (CSO)

The protection of children, young people and adults at risk while participating in any sport is of the highest importance as they should be able to take part in a fun, safe environment and be protected from harm. The BHS has implemented a generic Safeguarding and Child Protection policy. This implementation will also begin to encourage the production of good practice codes across the industry. As a member body of the BEF, it is important that the Riding Clubs movement introduces Safeguarding and Child Protection policies in order to adopt good practice. Riding Clubs are a key part of this implementation as the junior

sections of clubs are the grass roots to many of the sporting disciplines, are far-reaching and structurally well organised.

#### 19.1 : The role of the CSO is:

- To ensure that their clubs centres or school within their member body is aware of British Equestrian Federation (BEF)/BHS policies, procedures and guidelines.
- Ensure clear communication at club level with regard to Safeguarding and Child Protection and Welfare.
- Ensure parents/children are aware of the policy and procedures.
- Distribute the policy.
- Receive queries offer support re any issues relating to Safeguarding and Child Protection
- Undertake training as necessary.
- Respond to any allegations or complaints made from within your club.
- Inform necessary personnel to support the process.
- Report/deal with the complaint/allegation to conclusion in line with BHS reporting procedures and in conjunction with the BHS Lead Safeguarding Officer.
- Provide and promote education and training to club support staff, members and volunteers
- Ensure that BEF/BHS for recruitment of staff and volunteers are followed and all appropriate existing staff or volunteers have up to date criminal records disclosures/ self- disclosures with guidance from your Lead Welfare Officer.
- Ensure that codes of conduct are in place for club staff, volunteers, coaches, young people and parents.
- Ensure confidentiality is maintained and information is only shared on a 'need to know' basis.

# For Health and Vitality



YX™

Call us to find out more  
+44 (0) 16973 32592

horslyx.com    



# For all your Country & Equestrian needs

Horse Tack & Equipment | Horse Rugs  
Riding Apparel | Animal Feed  
Coats & Gilets | Wellies & Boots

WWW.COUNTRYANDSTABLE.CO.UK

f @ #csShareit | 0800 054 2205

## BRC EVENT RULES & REGULATIONS APPENDICES

### ER APPENDIX 1: EXAMPLE TEMPLATE FOR HORSE TRIALS TIME TABLE

The Official Steward for this show is (name)

- 0730 Secretary's Office opens
- Competition Numbers (name)
- General Enquires (name)
- Flu Vaccination Certificates (name)
- Officials (name)
- Chief Scorer (name)
- Scorers (names)
- Press Enquires/Trade Stands (name)

All vaccination certificates will be checked prior to competing, any incorrect will be asked to leave. Any queries refer to the vet (name)

- 0830 All Officials to report to Secretaries and then to go to briefings as follows: Trail Riders and Scorers to report to Chief Scorer (name) in scorer's tent

Air Cadets to report to Show Jumping Steward (name) in Show Jumping arena  
Ambulance and Doctor to report to Chief Cross-Country Steward (name) at Control  
Dressage Stewards to report to Chief Dressage Steward (name) in dressage arenas  
Horse Ambulance to report to Chief Cross-Country Steward (name) at Control Fence  
Repair Team to report to Chief Cross-Country Steward (name) at Control

- 0845 Fence Judges to report to Secretary's and go to the catering area for coffee and refreshments for a briefing at 0900

- 0900 Dressage Phase start

Chief Dressage Steward	(name)			
	Arena 1	Arena 2	Arena 3	Arena 4
Judge	(name)	(name)	(name)	(name)
Writer	(name)	(name)	(name)	(name)
Steward	(name)	(name)	(name)	(name)
Tack Steward	(name)			

- 0945 Show Jumping Phase starts
- Chief Show Jumping Steward (name)
- Judges (names)
- Course Builder (name)
- Commentator (name)
- Collecting Ring Steward (name)
- Tack Steward (name)
- Arena Party (names)

- 1030 Cross-Country Phase starts
- Chief Cross-Country Steward (name)
- Cross-Country Starter (name)
- Cross-Country Time Keepers (names)
- Cross-Country Controller (name)
- Commentator (name)
- Control Assistant (name)
- Cross-Country Scorers (names)



Timekeeper (name)  
 Timekeeping Assistant (name)  
 Collecting Ring Steward (name)  
 Tack Steward (name)

1230 Chairman to meet guests/sponsors for lunch (names)  
 1530 Prize winners table to be set up

1715 Prize giving

1800 Secretary's Office closes

### Example Timetable for an Open Show

0700 Main Gate opens

Flu vacs and parking officials

All vaccination certificates will be checked prior to competing, any incorrect will be asked to leave. Any queries refer to the vet (name)

Briefing is the Secretary's Office for all Chief Stewards and Officials

Show Director	(name)	Dressage	(name)
Show Jumping	(name)	Showing	(name)
Organiser	(name)	Secretary	(name)
Scoring	(name)	H&S Officer	(name)
Press Officer	(name)	Flu Vacs	(name)
Medical Team	(names)	Vet	(name)

0730 Secretaries Office opens  
 Competition Numbers (name)  
 General Enquires (name)  
 Officials (name)  
 Press Enquires/Trade Stands (name)

0830 Scorers to report to Chief Scorer (name) in scorers' tent  
 Air Cadets to report to Show Jumping Steward (name) in Show Jumping arena  
 Medical team to report to Organiser (name) at Secretary's Office

0900 Dressage Stewards to report to Chief Dressage Steward (name) in dressage arenas  
 Dressage Arenas 1 to 4

Chief Dressage Steward	(name)			
	Arena 1	Arena 2	Arena 3	Arena 4
Judge	(name)	(name)	(name)	(name)
Writer	(name)	(name)	(name)	(name)
Steward	(name)	(name)	(name)	(name)
Tack Steward	(name)			

There will be a coffee break at 1030; the competition is due to finish at approximately 1230. Rosettes 1st to 6th to be presented immediately after the competition (Press Officer to organise)

0900 Show Jumping Arena 5  
 Chief Show Jumping Steward(name)  
 Judges (names)  
 Course Builder (name)

Commentator (name)  
 Collecting Ring Steward (name)  
 Tack Steward (name)  
 Arena Party (names)

Show jumping judges to take lunch in rotation. The competition is due to finish at approximately 1600 depending on jump off. Rosettes 1st to 6th to be presented immediately after the competition (Press Officer to organise)

0900 Junior Riding Test Arenas 6 and 7

Chief Dressage Steward	(name)	
	Arena 6	Arena 7
Judge	(name)	(name)
Writer	(name)	(name)
Steward	(name)	(name)
Tack Steward	(name)	

There will be a coffee break at 1030; the competition is due to finish at approximately 1200. Rosettes 1st to 6th to be presented immediately after the competition (Press Officer to organise)

0900 Veteran Horse Arena 8

Chief Showing Steward	(name)
Judges	(names)
Writer	(name)
Commentator	(name)
Collecting Ring Steward	(name)
Vet	(name)

Rosettes 1st to 6th to be presented immediately after the competition (Press Officer to organise)

0930 Official catering to be checked by (name)  
 Rosettes to be prepared and distributed to each arena by (name)

1030 Coffee for break for Dressage and Riding Test judges and other officials  
 Coffee and biscuits to be taken to show jumping and veteran arenas by (name)

1200 Chairman to meet guests/sponsors for lunch

1300 Junior Riding Test sheets to be available from Secretary's Office  
 1300 Style Jumping Arena 9

Chief Style Jumping Steward	(name)
Judges	(names)
Writers	(names)
Course Builder	(name)
Commentator	(name)
Collecting Ring Steward	(name)
Tack Steward	(name)
Arena Party	(names)

There will be a coffee break at 1330; the competition is due to finish at approximately 1700. Rosettes 1st to 6th to be presented immediately after the competition (Press Officer to organise)

1400 Veteran Pony Arena 8  
 Chief Showing Steward (name)



Judges (names)  
 Writer (name)  
 Commentator (name)  
 Collecting Ring Steward (name)  
 Vet (name)  
 Rosettes 1st to 6th to be presented immediately after the competition  
 (Press Officer to organise)

- 1430 Officials catering for afternoon to be checked by (name)  
 1700 Dressage AND Style Jumping sheets to be available from Secretary's Office 1830  
 Press Officer (name) to prepare results for local newspapers  
 2000 Secretary's Office closes

## ER APPENDIX 2: SCORING MATERIALS AND ROSETTES

Supplied by BRC for Qualifiers  
 Qualifier Audit Form – to be filled out at first instance by Organiser and handed to Official  
 Steward  
 Results Sheets  
 Rosettes

### Rosettes

All qualifier rosettes are sent out direct to the organiser named by the area representative,  
 based off pre-entry numbers.

### Dressage

- Relevant score sheets for tests as per CR Appendix 1

### Riding Test

- Riding Test score sheet (same score sheet for all tests)

### Combined Training

- Relevant score sheets for tests as per CR Appendix 1
- Master SJ score sheets
- Crib sheet (penalty conversion)

### Show Jumping

- SJ Score Cards

### Horse Trials

- Relevant score sheets for tests as per CR Appendix 1
- Master SJ score sheets
- Master XC score sheets
- Crib sheet (penalty conversion)
- Fault Pads (sent to Area Rep)
- Fence Judge Guidelines

### Style Jumping

- Style Jumping score sheet (same sheet for both heights)

### Arena Eventing

- Arena Eventing score sheet

**Additional Scoring Materials are available from the BHS Bookshop**

### BRC Cross-country Master Score Sheet

A4 sheet for cross-country scores for 16 competitors, space for rider number, for fence  
 number 1 to 31 and total penalty points.

### BRC Cross-country Fault Pad

Fence pads of NCR paper with room for 175 competitors per pad.

### BRC Show Jumping Score Sheet (SJ of Combined Training and Horse Trials)

NCR score sheet for show jumping phase, includes competitor number, 14 spaces for show  
 jumping fences, total jumping faults, time taken, time penalties, total time, time faults and total  
 faults.

### BRC Time Pads

A6 time pads 1 per individual competitor includes space for number starting time (hrs, mins,  
 secs), finishing time (hrs, mins, secs), time taken (hrs, mins, secs), and penalty mark.

### BRC Instructions for Fence Judges

A booklet containing notes on how to judge a fence, explaining the judge's responsibilities,  
 judging, judging adjacent and "L" fences, penalties, marking, emergency action, safety  
 precautions, equipment, radio operating instructions, timing procedure (and stopping drill)  
 and location.

### BRC Style Jumping Score Sheet

A judge's marking sheet for individual riders including criteria on the reverse of the sheet for  
 riders and judges' information.

### Show Jumping Score Cards Teams and Individuals

Judge's scoring cards for show jumping.

### Dressage and Riding Test Score Sheets

A full range of Prelim, Novice, Elementary, Medium and Riding Test individual score sheets.

Please note not all scoring equipment is kept in the BRC office so please allow for plenty of  
 time before competition to receive delivery.

## ER APPENDIX 3: EXAMPLE SERIOUS INCIDENT PROTOCOL

### WHITE CITY RIDING CLUB ONE DAY EVENT GREEN ACRES FARM SATURDAY 28 MAY 2011

EVENT O.S. COORDINATES SW 497 509

### OVERVIEW

The primary aim of the protocol is to establish the acceptable guidelines and procedures to  
 be adopted by the necessary personnel, to investigate the causes of an accident to a  
 competitor that results in:

Fatality or serious injury that could result in death.

A secondary aim is to ensure that the above protocol is conducted expeditiously and with  
 minimal disruption to the competition.

### PROCEDURE TO BE ADOPTED

Fence judge to advise Cross-Country Control (XCC). XCC will send emergency services to  
 the fence. The Chief Medical Officer (CMO) will advise XCC (using the phrase agreed in  
 advance) if the injury is considered life threatening or if the injuries are fatal. The following  
 procedures will be adopted:

If the injuries are considered life threatening:

- i: XCC to put competition on hold. Fence Judge to stop the next competitor. XCC to notify Official Steward, Competition Director and BRC.
- ii: The Fence Judge and Fence Judge Coordinator (FJC) /XC Steward will assist in identifying eye witnesses, who will need to make statements.
- iii: If the condition of the horse allows, the tack will be inspected by the Official Steward, who will produce a statement with regard to its condition.
- iv: The CMO will be responsible for inspecting the riders protective clothing and retaining for further examination.
- v: The Official Steward and the Cross Country Repair Team to inspect the fence to establish whether it can be continued to be used safely.
- vi: The FJC to replace fence judges at fence in question.
- vii: Official Steward to inform XCC that the course is safe to be reopened.
- viii: Press Officer to issue holding statement.

If the injuries are fatal:

- i: XCC to put competition on hold. Fence Judge to stop the next competitor. XCC to notify Official Steward, Competition Director and BRC.
- ii: The Fence Judge and Fence Judge Coordinator (FJC)/XC Steward will assist in identifying eye witnesses, who will need to be taken to the incident room to make their statements.
- iii: If the condition of the horse allows, the tack will be inspected by the Official Steward, who will produce a statement with regard to its condition. The Official Steward will ensure the safe keeping of the tack until it is passed to the police for further inspection.
- iv: The CMO will be responsible for inspecting the riders protective clothing. The CMO will ensure the safe keeping of the protective clothing until it is passed to the police for further inspection.
- v: The Official Steward and the Cross Country Repair Team to inspect the fence and arrange for photographs to be taken of it. Under FEI rules any fence that has been involved in a fatality will be removed from the event.
- vi: The fence judges to be taken to the incident room to make their statements.
- vii: Official Steward to inform XCC that the course is safe to be reopened.
- viii: Removal of deceased person can only be authorised by the HM Coroner, however this will not stop medical teams transferring potential deceased to ambulance for life extinct assessment under the control of the senior medical official present.

#### ADDITIONAL PROCEDURES TO BE ADOPTED IN THE EVENT OF A FATALITY

- i: Serious Incident Team (SIT) to convene in the incident room. This will be identified for each individual competition. The nearest landline to this room is located at (to be completed).
- ii: Key witnesses to provide written statements and remain on site to liaise with the police. Photographic and video evidence to be sought and retained.
- iii: The Police are responsible for notifying the next of kin. CMO and competition secretary will have list of Rider Contact Details.
- iv: Press Officer to prepare statements for issue to press only when next of kin have been notified. Until this time a holding statement should be issued.
- v: Contact and inform BHS Communications Department and BHS Chief Executive as soon as possible.
- vi: (to be completed for each competition) to act as hospital liaison.
- vii: Health and Safety Officer (HSO) to inform Health and Safety Executive (HSE). BHS Chief Executive to inform Estate insurance company.
- viii: Press Officer to issue statement.  
The following information will need to be compiled as soon as possible:
  - Full rider details
  - Full horse details
  - Attending doctor
  - Attending vet
  - Hospital name

- Time of incident
- Fence number
- Incident location map/course plan
- Accident report form
- Fence description form
- Medical Officers report form
- Riders medical card
- Witness statements
- Witness list
- Relevant fence judges score sheet (showing time of incident)
- Cross country master score sheets
- Photographic evidence
- Copy of F2508 HSE notification

#### EXAMPLE SERIOUS INCIDENT PROTOCOL TEAM – RESPONSIBILITIES

The Serious Incident Protocol team (SIP) will be led by Hilda Crane (Official Steward), assisted by Jean Simmons (Organiser). In the event of an incident James Sycamore (Secretary) would take over the running of the event.

The members of the SIP are:

Hilda Crane	Official Steward	Mobile Number
Jean Simmons	Organiser	Mobile Number
Catherine Tremayn	Health & Safety Officer	Mobile Number
Charles Tremayn	Cross Country Steward	Mobile Number
Chris Kirby	Veterinary Surgeon	Mobile Number
Adam Black	Doctor	Mobile Number
Russell Burns	Medical Provider	Mobile Number
George Hathaway	Family Support	Mobile Number
Rhoda O'Donovan	Hospital Liaison	Mobile Number
Stephen Lowry	Horse Ambulance	Mobile Number
David MacDonald	Fence Repair	Mobile Number

It is the wish of White City Riding Club to continue with the running of the event if possible. In the event of a fatality or possible fatality the Police must be notified. This is the responsibility of the SIP Team and should be done as soon as possible after the incident has occurred.

In the event of a rider fatality the body may be removed to Green Acres Farmhouse.

A SIP meeting room will be available in Green Acres Farmhouse. Hilda Crane has access to the key.

A seriously injured horse or horse fatality will be dealt with by the veterinary surgeon. The body would be removed to the hay barn at Green Acres Farm to await collection.

In the case of a seriously injured horse or horse fatality the paramedic or doctor will be asked to attend.

Any equine surgery cases will be handled by Kirby Veterinary Clinic, Rugeley, telephone number Horse Disposal Chris Kirby to contact Rugeley Hunt and holds the telephone number.

#### Emergency Contact Telephone Nos.

Hospital – Accident & Emergency Telephone Number  
St Mary's Hospital, Oxford Road, Rugeley, ST99 3XX

Police (Rugeley)

Telephone Number

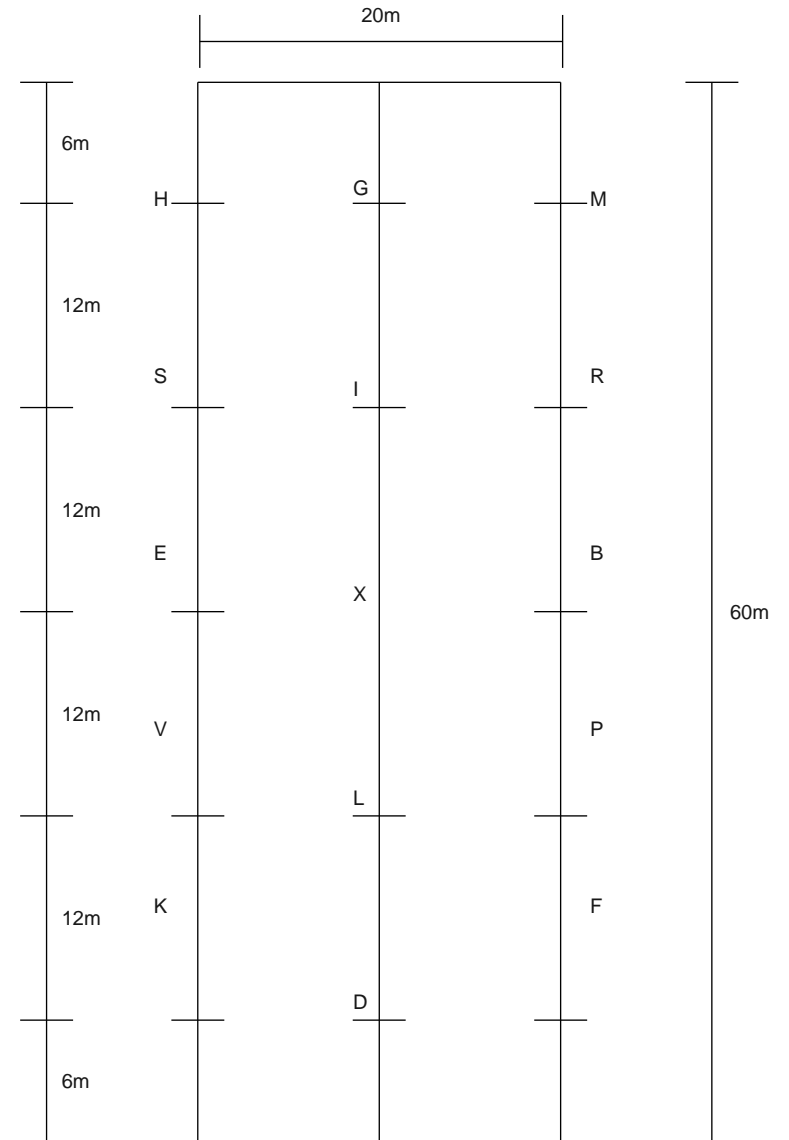
HSE contact no.  
Incident Contact Centre  
Caerphilly, CF83 3GG  
Health & Safety Executive  
NAC, Kenilworth, CV8 2LG

0845 300 9923  
riddor@natbrit.com  
02476 698350

#### ER APPENDIX 4: LAYOUT OF DRESSAGE ARENAS

Dressage Arena  
Plan of 20m x 60m

(Length of diagonal is 63.24m)



ER APPENDIX 5: STEWARDS AND ORGANISERS COMPETITION CHECK LIST

COMPETITION	All Competitions		Dressage & Riding Test		Show Jumping & Style Jumping		Cross Country Inc. Horse Trials	
	Req	√	Req	√	Req	√	Req	√
Site Layout	√		√		√		√	
Entry & Exit	√		√		√		√	
Parking Cars & Horse Boxes	√		√		√		√	
Toilets	√		√		√		√	
P A System	√		√		√		√	
Secretary's Office	√		√		√		√	
Scorer's Office	√		√		√		√	
Rosettes & Prizes	√		√		√		√	
Scoreboard	√		√		√		√	
Results Sheets for Qualifiers	√		√		√		√	
Catering	√		√		√		√	
Radios & Communications	√		√		√		√	
Timing Equipment	√		√		√		√	
Signage Internal & External	√		√		√		√	
Tractor – wet weather	√		√		√		√	
Medical Cover	√		√		√		√	
Veterinary Cover	√		√		√		√	
Risk Assessment	√		√		√		√	
Safety File	√		√		√		√	
Serious Incident Plan	√		√		√		√	
Dressage or RT Judges			√					
Writers			√					
Score Sheets			√		√			
Score Sheet Collectors			√		√			
Dressage Arenas & Markers			√		√			
Suitable Surface Grass or Artificial			√		√			
Adequate Warm Up Area			√		√			
Tack Steward			√		√			
Rules for Tack Steward <i>(if used)</i>			√		√			
Running Orders			√		√			
BS or suitable Judges					√			

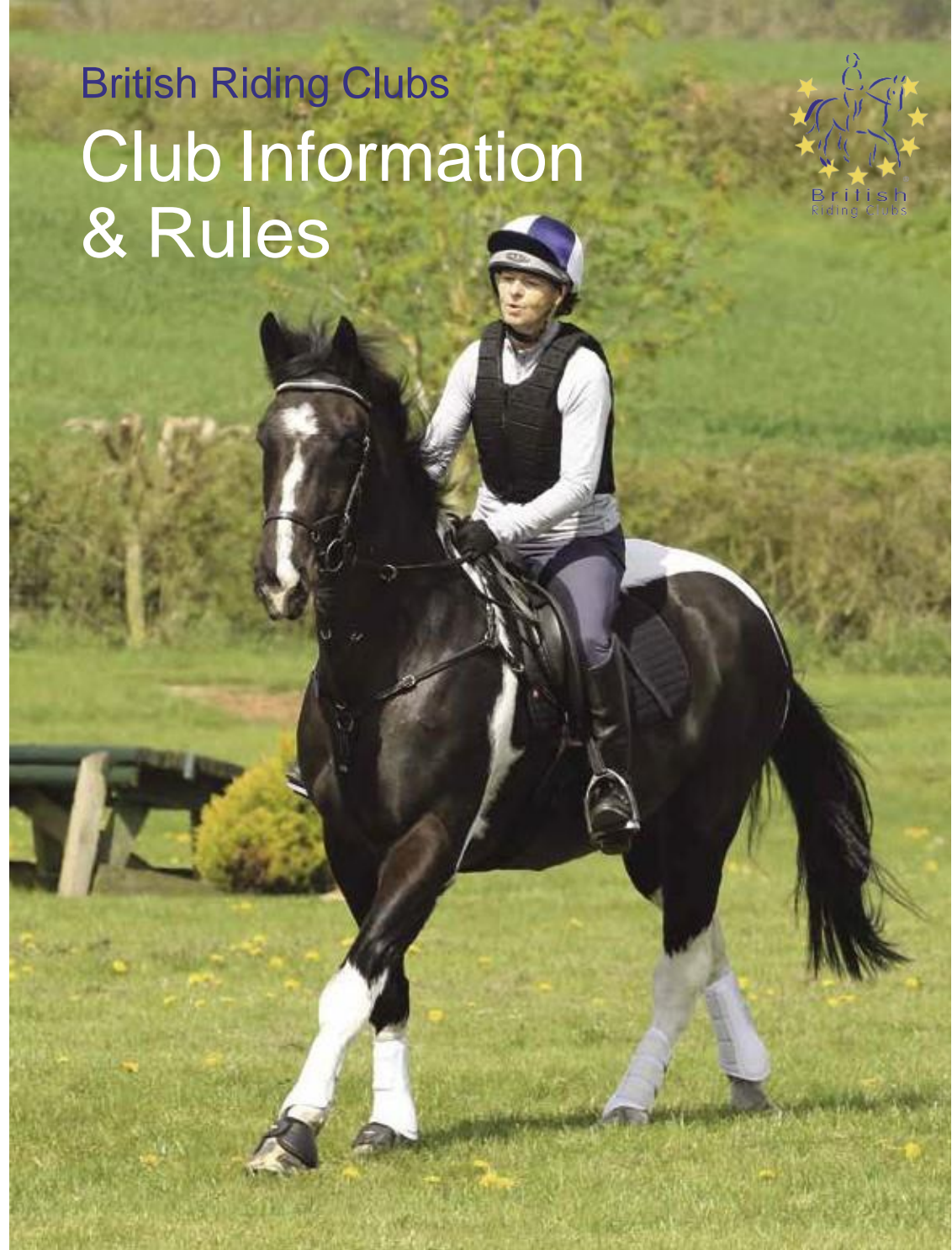
ER APPENDIX 5: STEWARDS AND ORGANISERS COMPETITION CHECK LIST

COMPETITION	All Competitions		Dressage & Riding Test		Show Jumping & Style Jumping		Cross Country Inc. Horse Trials	
	Req	√	Req	√	Req	√	Req	√
Judges Box					√			
Timing Equipment					√			
Writer for Style Jumping Judge					√			
Show Jumps					√			
SJ Safety Cups					√			
SJ Wooden Top Pole					√			
SJ Numbers, Start and Finish					√			
SJ Scoring Material					√			
Arena Party					√			
Suitable & Safe Arena Fencing					√			
Practice Jumps Including Flags					√			
Cross Country Course							√	
Pre Event XC Course Inspection							√	
Fence Flags & Numbers							√	
Cross Country Repair Team							√	
Ground Repair – Wet weather							√	
Cross Country Control Unit							√	
Commentator					√		√	
Cross Country Controller							√	
Timing Clocks & Watches							√	
Cross Country Steward							√	
Fence Judges							√	
Fence Judge Briefing							√	
Notes for Fence Judges							√	
Whistles							√	
Emergency Flags							√	
XC Fence Score Pads							√	
XC Master Score Sheet							√	
Time Cards & Back Up Scoring Sheets							√	
“Bun Run” for Refreshments							√	



# NOTES

## British Riding Clubs Club Information & Rules



**SECTION 4 CONTENTS PAGE**

Introduction.....	171
Joining British Riding Clubs.....	171
About British Riding Clubs.....	172
A Quick Guide to Starting your Club.....	173
The Affiliation Process.....	174
How much does it cost to Affiliate.....	177
Club Safeguarding Officers .....	179

**Introduction**

More than half a century ago, several riding clubs in the South East of England approached The British Horse Society (BHS) about the provision of an affiliationscheme – whereby clubs are affiliated to the BHS.

These clubs wished to affiliate themselves to a main equestrian organisation in the UK, but wanted to continue to manage themselves and remain independent. The affiliation scheme was set up on this basis with the BHS department managing these affiliations is British Riding Clubs (BRC).

Over the years, the network of affiliated riding clubs has grown into a body that now has over 500 affiliated clubs and riding club centres, with more than 31,000 members, affiliated to the BHS.

**Joining British Riding Clubs**

British Riding Clubs span the length and breadth of GB and Northern Ireland, from the Orkneys to the Channel Islands.

The BRC movement aims to reach all types of horse and rider from the dedicated competitor to the recreational rider. Offering a whole range of support and encouragement for riders, including national competitions, qualifications and social events.

There are many benefits to joining BRC, details can be found on the following pages.

**Important Contact Information**

[www.britishridingclubs.org.uk](http://www.britishridingclubs.org.uk)

Part of The British Horse Society

Tel: 02476 840518

email: [brcmembership@bhs.org.uk](mailto:brcmembership@bhs.org.uk)



## About British Riding Clubs

Our clubs and centres give BRC members the chance to ride, compete and train together at national competitions, training and social events.

For administration purposes, BRC divides the country into 23 areas. Each area has an area representative who is elected by the members of an area (for more details see section 5 of the BRC Handbook). The role is voluntary and provides a key point of contact between HQ and the members. The area representative also makes sure that clubs and the area run in accordance with BRC rules and guidelines, and are key in organising the area qualifier events. An area representative serves for a term of three years before the role is up for re-election.

BRC is administered by the BRC Advisory Committee, comprising of BHS/BRC Staff, six BRC officials and representatives from the equestrian disciplines. This committee meets twice a year and discusses rule changes, updates and the progression and development of BRC.

The BHS Board of Trustees is legally responsible for BRC finances, as BRC is a department of the BHS.

BRC is also represented on the British Equestrian Federation (BEF) due to its status as being part of the BHS.

The BRC HQ staff are based in the BHS offices in Stareton, Warwickshire. There is also a large volunteer network across the UK, without whose valuable assistance, it would

not be possible to run the vast number of local, area and national activities offered to

BRC members.

## A Quick Guide to Starting your Club

All clubs must satisfy the following basic requirements if you wish to be considered for affiliation to the BHS.

### 1. A Club Committee

You will need a minimum of a Chairperson, a Secretary and a Treasurer. These three roles must be carried out by three different people and the committee should have at least three other committee members who should be independent, which in this case means not related or living together. Affiliated clubs are expected to have several additional committee members to help run a club effectively. The typical committee size is between 6 and 10. No committee member may be an undischarged bankrupt. **All committee members must be a current BRC member.**

### 2. A Club Constitution

All affiliated riding clubs will need a club constitution which sets out the objectives of your club and a set of rules for members and it must be produced before an application can be processed. It is recommended that you use our sample constitution, which is available on the downloads page of the BRC website <https://www.bhs.org.uk/enjoy-riding/british-riding-clubs/brc-downloads>.

### 3. Club Venue

You will need access to a meeting place for club members, suitable for instruction and mounted events. These do not have to be owned by club they can be hired premises and venues.

### 4. Minimum Membership

There must be a minimum of 12 adult members. **Clubs must declare the minimum number of members to BRC by 31 May each year. Failure to do so may result in the club's affiliation being reviewed and subsequently disaffiliated.**

### 5. Age Eligibility

The senior section of an affiliated riding club should have members who are 18 or over on 1 January in the current year. A junior section can be formed for under 18's, provided it is administered by the committee of the main club. BRC do not impose a lower age limit for junior members, although the club can set its own limit if it wishes. Any club taking junior members must have a Club Safeguarding Officer, for more information please Tel: 02476 840518.

### 6. Riding Clubs Based at BHS Approved Riding Centres

Please ask for information on BRC's Centre Membership Scheme, designed specifically for riding clubs based at BHS Approved Riding Centres. Contact BRC for further details of this scheme, Tel: 02476 840518.

## The Affiliation Process – what you need to know

If your club would like to apply for affiliation, please complete the application form and return it to BRC. The area representative or another BRC representative will arrange a convenient time when they can visit you and your committee to discuss your application.

This visit is for the area representative to ensure that your club satisfies the necessary criteria for provisional affiliation (see see p187). Our aim at BRC is to welcome and encourage new clubs, big or small and this visit is as much for you to ask questions and make use of the experience and advice the area representative can share with you.

Any riding club formed after an existing club has split-up will not be automatically affiliated, a visit by the area representative will also be required as for a new club.

Once the area representative has visited your club, they will complete a report concerning provisional affiliation and return it to BRC. We will then write to you, informing you of the decision. If successful we will request payment of the £75 registration fee. Please note that we do not require any payment from your club until this point.

All applications for provisional affiliation are reviewed against the previous criteria. Acceptance is not guaranteed.

Upon receipt of the registration fee, your club will be entered onto the BRC database and all relevant paperwork will be distributed to the club secretary. We will then inform your area that the club has been provisionally affiliated and they will invite your club to their area meetings.

Please note that BRC areas also charge an annual affiliation fee either per member or per club. The area representative will advise you of the actual amount when they visit you.

	Criteria for Provisional BRC Affiliation	Criteria for Full BRC Affiliation
<b>No. of adult members</b>	12	12
<b>Committee requirements</b>	Chairperson, Treasurer, Secretary, Club Safeguarding Officer. None of whom can be undischarged bankrupts.*	Chairperson, Treasurer, Secretary, Club Safeguarding Officer. None of whom can be undischarged bankrupts.*
<b>No. of committee meetings held</b>	A minimum of 2 committee meetings planned	A minimum of 4 committee meetings held minutes to be made available
<b>Club constitution</b>	Yes - and available	Yes - and available
<b>AGM Held</b>	An AGM planned would be sufficient	AGM held and the Area Rep must have been invited to attend. Minutes to be available
<b>Membership year</b>	Must run from 1 January – 31 December each year	Must run from 1 January – 31 December each year
<b>Bank Account held and minimum balance</b>	Yes - minimum balance of £100. Latest statements available	Yes - minimum balance of £250. Latest statements and audited accounts available
<b>Club Facilities</b>	Access to facilities for mounted events (owned or hired)	Access to facilities for mounted events (owned or hired)
<b>Attendance at Area Liaison meetings</b>	Required	Club to have been represented at all area liaison meetings (Optional but required for any area participation).
<b>Planned programme of riding activities</b>	Required	Club to have held a minimum of 3 riding activities during the first year
<b>Payment of all BRC Fees</b>	Compulsory, when due	Club to have paid all national & area fees due
<b>All Club members must declare to the BRC office on the correct spreadsheet template</b>	Compulsory	Compulsory - all appropriate membership fees must have been paid

A club cannot be formed for social or insurance reasons.

\* If the riding club is based at a riding establishment, livery yard or similar equestrian establishment, the Chairperson, Treasurer or Secretary MAY be associated with the establishment as long as the establishment and the Club have separate bank accounts and clear financial records are kept for transactions relating to both entities.

The riding club must not be a substitute for appropriate commercial insurance cover and correct authority licencing.

\* Chairperson, secretary and treasurer must be three different people with at least three other committee members who should be independent, which in this case means not related or living together. This reduces the risk of decisions being made or swayed by a group that has a common interest that does not necessarily reflect the club's best interests.



## Important Points to Remember

When completing the application form, please note that the name of the club should be geographical, for administration purposes. It is extremely difficult for us to identify clubs if they are called Hoofprints! We understand that an established club seeking affiliation cannot easily change its name, but we would appreciate it if a geographical prefix could be added. For example 'Hoofprints' could be affiliated as 'Warwickshire Hoofprints'.

A copy of the club's constitution must be returned to BRC with the application form. If you would like help forming a constitution, please ask your area representative when they visit you and they will be happy to help.

If accepted, your club will be provisionally affiliated for the calendar year. After this time you will be contacted by your area representative to discuss final approval. At this stage you must be able to comply with the criteria set out in the table on previous page.

***BRC will carry out random checks throughout the year to ensure all clubs are adhering to the affiliation criteria.***

### Disaffiliation

Any club wanting to disaffiliate, merge or move areas, please contact BRC for further information and support.

Please note, any club that disaffiliates and applies for re-affiliation within a two-year period will be subject to the full affiliation fees. The £75 provisional affiliation is not applicable.

To see the fees explained with regards to club disaffiliation please see BRC Data Sheet DS63, which can be obtained from head office or downloaded from the BRC Cloud.

## How Much Does Affiliation Cost?

One of the major factors in your club's decision on affiliation will, of course, be finances.

Outlined below are the four main types of fees which will be payable by the affiliating clubs and a brief explanation of what these fees cover.

### 1. Initial Registration Fee (first calendar year only)

During the first calendar year of affiliation your club will pay an initial Registration Fee of £75. This fee entitles your club to all the benefits of provisional affiliation. After the initial calendar year, the pricing will change to points 3 and 4.

- Public Liability insurance, while taking part in BRC
- Organised events and activities
- Access to National Competitions
- BRC training initiatives
- Support and advice for your club
- Full range of membership benefits.

So why not affiliate to BRC today and experience the great benefits of membership for only £75!

### 2. Area Liaison Affiliation Fees

BRC areas may charge an annual affiliation fee in addition, for example, 50p - £1 per member or a flat fee charge of an average of £30 per annum, so please bear this in mind when setting your club membership fees.

**Please note that the initial registration and the area affiliation fees are the ONLY fees payable in the first calendar year of affiliation.**

**Full affiliation fees become payable from January the following year. See points 3 & 4.**

In January, the following year your club will begin to pay affiliation fees on the same basis as fully affiliated clubs.

These fees are broken down into two main fee payments – **Corporate Insurance deposit fee** and **BRC administration fee** and are calculated based upon the number of members in your club during the preceeding year. Plus, the area liaison affiliation fee.

### 3. Corporate Insurance Deposit\*

This insurance fee covers the club committee, officials, volunteers, and club members for public liability. As with any form of insurance the premiums are subject to annual review.

The current fees are:

#### Payable by 31 January each year

80 members or less £175  
81 members or more £200

### 4. BRC Administration Fee\*

This fee covers the cost of running the BRC movement, including the operating costs of the BRC office and support for many BRC activities including competitions, training and official stewards training, membership benefits, insurance etc.

Payable by 31 May each year

Cost per member **£16** (until 31 Dec 2021)

(Based on the previous year's club membership numbers as at 31 Dec)

#### Payment Example

Kenilworth Riding Club had 40 members last year. This year the club will pay a total fee of £815, payable in two installments:

31 January **£175** - Corporate Insurance Deposit Fee

1 June **£640** - BRC Administration Fee (40 x £16 per member)

\* Fees are likely to rise on an annual basis.

## Club Safeguarding Officers and Affiliated BRC Clubs

The protection of children, young people and adults at risk while participating in any sport is of the highest importance as they should be able to take part in a fun, safe environment and be protected from harm.

The BHS, as a member body of the BEF has a Safeguarding Policy, this policy supports the BEF Safeguarding Children and Safeguarding Adults Policies.

Riding clubs have a key role in safeguarding children as the junior sections of clubs are the grassroots to many of the sporting disciplines, they are far reaching and structurally well organised.

A template policy for riding clubs is available on the BHS website, along with other important safeguarding downloads [www.bhs.org.uk/safeguardingchildren](http://www.bhs.org.uk/safeguardingchildren)

All Affiliated Riding Clubs must adhere to the BHS Safeguarding Policy.

### What does this mean for my Riding Club?

Riding Clubs will need to read, understand and implement the policy. They will also need to recruit a Club Safeguarding Officer.

Club Safeguarding Officers will need to:

- Complete the BEF Safeguarding for Equestrians workshop or Sports Coach UK workshop
- Have a clear role description (available from BHS website)
- Complete a Criminal Record Check (highly recommended, mandatory for certain roles)
- Produce a welfare plan for events.

For more information or advice please see the BHS website or contact the BHSSafeguarding Team on: [safeguarding@bhs.org.uk](mailto:safeguarding@bhs.org.uk) - Tel: 02476 840746

# NOTES



# EASE & EXCEL MIX & CUBES

fabulous!

condition  
temperament  
performance




Photo by A. R. Photography



→ TARGETED AT  
ulcers - fussy - stressy - poor  
→ ATTRIBUTES  
low starch - low sugar  
high fibre - high spec

# the ultimate protection and prevention



## ultimate protection...

- ◇ The Hit-air vest is neat and lightweight for comfortable, flexible protection every time you ride
- ◇ The vest provides enhanced protection to the neck, spine, lower back and chest on inflation

## ultimate prevention...

- ◇ The British Horse Society recommend wearing hi-viz and reflective material on both horse and rider
- ◇ Award winning shock absorbing technology, available in fluorescent yellow and black

To order or find out more, call 0845 894 2868

[www.hitairuk.co.uk](http://www.hitairuk.co.uk)