

GOT YOUR BACK TALK

MABAS Illinois



Volume 24.2

From the President:

by Chief Don Davids

Greetings to all MABAS Members,

I hope everyone is doing well and enjoying your summer. So far this year in Illinois, it has been a mostly uneventful season for large scale fire service events, and it would be very nice if that could continue. The first hurricane of this year is early in the hurricane season, and it is hard to determine what that means for the parts of the country that experience them.

As most of you know, Illinois is the host to a large political event in August, that will occur in Chicago and a similar event took place in Southern Wisconsin, and MABAS has been involved in some aspects with both of those events. If you have a MABAS supported special team, this would be a good time to review both your equipment functionality and your familiarity with the deployment process.

Please remember that if you have questions on MABAS equipment or any other MABAS related issue, please reach out to your MABAS Operations Branch

Chief or staff at the MRC so we can assist you.

By the time we reach the end of 2024 we hope to have reached our goal of having all special teams with deployable rosters. To help reach that goal, there has been a surge of team members registering for classes. Because of a funding reduction in the next grant cycle and the large outflow of reimbursement for classes, there may be some reductions in what classes are eligible for overtime or backfill. Please make sure you verify that a student is eligible for reimbursement several weeks prior to a class so we can avoid any issues.

Please stay safe and keep up the good work of protecting your communities.

Respectfully,

Don Davids

President, MABAS-IL

davids@mabas-il.org

In This Issue

Weather safety tips	2
Message from CEO	3
Call for Command Speakers	5
Call for Communication Speakers	7
Knox Box program	8
A message from the FILO committee	9
MABAS notification	10
Acknowledgements	12
ILTF-1	13
Training Reimbursement Reminder	14
DNC	15
Preparedness workbook	16
Camp I Am Me	17
MABAS Trivia	18
Project Fire Buddies	21
Dispatch Center updates	22
Training Opportunities	23
MABAS Surveys	28
MABAS Foundation Partners	29

www.mabas-il.org

Save the Date
MABAS Training Summit
February 17-21 2025

Emergency Preparedness – Summer Storms, Tornadoes and Hurricanes

Emergency preparedness is for everyone. The more basic emergency needs that each family or individual can prepare for themselves, the less stress there will be placed on emergency management services. Summer storms, tornadoes and hurricanes often come with damaging winds and rain, and have similar preps even though they occur in different areas of the country.

The United States has more tornadoes each year than any other country, averaging over 1000 per year, but the United Kingdom has the highest number of tornadoes per unit of land area, per foreignpolicy.com.

Everyone should take the time to make these basic disaster preparedness preps. Have an emergency preparedness plan no matter what region you live in. They may just save your life and the lives of those you care about.



3 Step Emergency Preparedness for Summer Storms, Tornadoes and Hurricanes



commonsensehome.com/emergency-preparedness-summer-storms-tornadoes-and-hurricanes/

Step One: Have an Emergency Preparedness plan

If you've lived in an area for a while, you're probably aware of what types of natural disasters that may strike. There are also online tools to help you determine the risks in your area. Think through what likely storms or earthquakes or other disasters that may occur. Work out which types of disaster preparedness plan or plans you need to prepare for.

- FEMA (the Federal Emergency Management Agency) offers a website that maps historical flooding.
- NOAA (the National Oceanic and Atmospheric Administration) offers a site that provides images of historical hurricane tracks and one for hurricane preparedness.
- The National Weather Service offers the StormReady site, which covers thunderstorms/tornadoes, hurricanes, floods/flash floods, fire weather and tsunamis.
- The CDC (Center for Disease Control and Prevention) offers tornado emergency planning.
- Don't forget to trust your eyes and gut. Look at the trees, soil and rocks. If it looks like water was there, it probably was. Are there really old trees shaved off mid-tree? (sign of previous tornadoes). Talk with people who are older and have lived in the area for long period.

Continued Page 4



A Message from MABAS-Illinois

By: Chief Glenn Ericksen

Here's hoping everyone is having an enjoyable summer. MABAS staff has been busy supporting the preparations for the Republican and Democratic Conventions in Milwaukee and Chicago. A number of MABAS assets, teams and personnel will fill various support roles in Chicago during the Democratic Convention. Our thanks go out to all those who will be supporting these missions.

The State of Illinois General Fund Budget was approved and took effect July 1. Impacts to MABAS include a \$200,000 grant from the State Fire Marshal which can be used to cover the MABAS insurance expenses and other costs that Federal grant funds cannot be used. Also, in recognition of the diminishing Federal grants, MABAS will receive \$900,000 in State Preparedness and Response Funds to offset the Federal cuts. These State funds will be used to cover special teams training overtime and backfill expenses, equipment maintenance and replacement along with routine MABAS overhead expenses. Work continues with our State partners in securing a permanent funding sources for statewide fire mutual aid which we

hope to see beginning in the next State budget year. Please take any opportunity you may have to contact your local State representative or senator and convey the need for their support in providing a stable funding source to continue statewide MABAS operations. We can provide background materials for this effort if needed.



Although it's a few months away, work will begin in August on the 2025 MABAS Summit which will take place next February in Bloomington-Normal. We certainly will be looking for ideas to include the Summit program. If you have had a challenging incident, or a

best practice you would like to share, please consider making a presentation at the Summit. Contact your local MABAS Operations Branch Chief should you have any suggestions or questions.

We would like to welcome Darbin Calvert as our new Fire Service Intelligence Officer at the STIC in Springfield. Darbin recently retired from the Springfield Fire Department and will fill the role previously held by Allen Reyne who is now the Deputy State Fire Marshal. Welcome Darbin and we look forward to your reports as you get comfortable in your new role.

Our next MABAS Executive Board meeting will take place at the conclusion of the Illinois Fire Chiefs Association Conference Wednesday September 18, 2024 at the Pere Marquette Hotel in Peoria. The meeting will also be teleconferenced at two remote sites, Mt. Vernon and the Wheeling MABAS Readiness Center. Please try and have your division represented at one of these locations.

Thank you again for your ongoing support of MABAS and do not hesitate to reach out if we can assist in any way. Stay safe and see you soon.

EXECUTIVE BOARD MEETING SEPTEMBER 18, 2024

Emergency Preparedness – Summer Storms, Tornadoes and Hurricanes

Continued from page 2

Example Solutions

For instance, in areas that face high winds, you'll want to have a "safe room" or sheltered area in your home, or underground. A place where the family can safely gather.

The preferred safe room or "tornado room" is an interior or basement room with strong overhead support. ICF (Insulated Concrete Form) or concrete safe rooms can be retrofitted into existing homes in basements or at ground level. Avoid windows and open areas. Mobile homes and vehicles are not safe. Low ground that will not flood offers better protection.

For flood prone areas, know your evacuation routes and be wary of driving through open water.

Flood waters often have very strong currents that can sweep even large vehicles off the road. Also, murky waters may conceal a washed out or otherwise damaged road.

AVOID SWIMMING THROUGH FLOOD WATERS UNLESS YOU HAVE NO OTHER CHOICE

Flood waters are dangerous. A quick online search reveals how quickly people can be swept away. Should you choose to remain in your home, decide in advance how you will cope with potential water damage. If you live in a flood plain, get flood insurance. See 20 Things I Wish I Had Before a Flash Flood Emergency for more flood information.



Emergency Preparedness for Storms, Tornadoes and Hurricane



to: https://www.mabas.org/emergency-preparedness-summer-storms-tornadoes-and-hurricane

Step Two: Prep Your Emergency Preparedness Essentials

A BOB (Bug Out Bag), EEK (Emergency Evacuation Kit), ALICE (Advanced Lightweight Individual Carrying Equipment), and GOODY (Get Out Of Dodge, Y'all) – call it whatever you want, it's the basics your family would need to survive for 72 hours. Build your own personal disaster preparedness kit, it will help you even if you're sheltering in your home. It's good to have everything you need in one spot.

The simplest options are probably lidded buckets and backpacks, but you'll need to decide what's the most practical for your family.

Each family member should have basics for themselves in case you get separated, some family members will likely need to carry additional group supplies.

Each family is different, so every emergency preparedness kit will be different, but there are some things we all need. Whether you are making an earthquake preparedness or a hurricane pre-

paredness plan, many of the details will be similar. Stick to the basics to start.

FOOD

Pack foods that are durable, nourishing and calorie dense. In disaster preparedness situations, you'll want all the calories you can get. Foods that do not require cooking are the easiest to use.

Make sure to seal the food in water-proof packaging. Jerky and granola bars are personal favorites.

Premade foods such as stews or soups, canned and dehydrated fruits, freeze dried foods, chocolate, nuts, coconut oil, drink mixes – plan for foods you know your family will eat. (Make sure to feed them ahead of time just to check. You don't want a tired, hungry toddler refusing everything in your stash.)

WATER

Plan for 1-2 gallons of water storage per person per day to start. Include purification tablets or other portable filtration methods in your emergency preparedness kit. If you need to evacuate, be sure to include potable water in your evacuation supplies. If you have animals, they will need safe water, too. 3 Emergency Water Filtration Options to Get the Funky Chunks Out features improvised methods that may be suitable for cleaning larger amounts of water for stock use, such as cloth filtration. (Some fabrics work much better than others, some don't work well at all.)

Continued on Page 6

Call for Speakers – 2025 MABAS Command Summit



The fire service as we know it is changing and fire professionals need to be equipped to change right along with it. With technology disruptions and shifts across the human capital landscape, it is more important than ever for fire professionals to come together to share their expertise and knowledge.

MABAS's annual Command Conference is set for **February 17-19, 2025** in Bloomington/Normal, Illinois and we are looking for Fire Service leaders to apply to be speakers at MABAS Command Conference 2025. Speakers willing to share their Divisions/Departments best practices, unique problem solutions, or lessons learned from actual events are some of the examples we are looking for.

MABAS is the mutual aid model used by the rest of the nation. As the premier mutual aid organization, it is our responsibility to remain on the cutting edge in our areas of public safety expertise in an ever-changing technological and human capital landscape.

The proposal deadline is September 1, 2024. Submissions will receive a reply to confirm if your session has been accepted.

In your proposal include:

Personal contact information – name, phone, email

Title of presentation

Overview of presentation

Estimated length of presentation

The ideal MABAS 2025 speaker(s) is:

Experienced, engaging, and comfortable speaking in front of large groups

Passionate about sharing expertise and primary research.

Willing to partner to deliver the best possible content experience and relevance for our audience.

Available to attend the entire event and engage with attendees.

Committed to sharing MABAS with your social networks.

Available onsite for a 10-minute video (for potential usage in future MABAS video content materials and event wrap-up video)

Sound like you or someone you know? If so, get started on your proposal today. Proposals should be submitted to fleege@mabas-il.org, not later than September 1, 2024.

If you have questions, please contact

Dave Fleege at fleege@mabas-il.org or 630-200-2977.

Emergency Preparedness – Summer Storms, Tornadoes and Hurricanes

Continued from page 6

See Emergency Water Storage and Filtration – What You Need to Know for more detailed information on water storage and filtration.

CLOTHING

Pack at least two full sets of warm, dry, durable clothes for everyone, plus extra underwear and socks is a must. Include appropriate outerwear and footwear, or have them readily accessible in your home. See Emergency Underwear and Socks for more info on the best skivvies for prepping.

BEDDING

Thermal blankets use the least space, but you may wish to include all weather sleeping bags and wool blankets, primarily for comfort.

SHELTER

A heavy duty tarp with heavy grommets (remember, we're dealing with strong winds) can be used to block out wind and rain. Depending on space, a tent may also be an option. Don't forget rope to secure the tarp. A 50' length of sturdy nylon cord is probably the minimum you want to include. Duck tape is handy for a variety of quick fixes.

SANITATION

In severely damaged areas, disease outbreaks following the event can sicken and even kill more people than the initial tragedy (think Haiti). You need to deal with waste.

A five gallon bucket is probably the simplest option, but a camping toilet is compact and potentially more sanitary. See DIY Portable Toilet, Plus Tips to Get Rid of Smells for instructions to make a basic bucket toilet.

I'm thinking of investing in one of those gadgets that makes it convenient for females to pee standing up. Include diapers and feminine hygiene items as needed, and wet wipes for when there's no running water.

Don't forget the toilet paper! I remember my father-in-law telling me about how when American troops first invaded Europe in WWII, they brought extra ammo. Later, they packed extra toilet paper. It's something you don't want to do without.

FIRST AID KIT

Build or buy a basic first aid kit. Band-aids, large bandages, gauze, ace bandages, an eye wash glass, a first aid manual, pain killers, antibiotic ointment, and liquid bandage (my favorite brand is 3-M, New-Skin stings like crazy) should all be included. Don't forget any prescriptions medications.

See Preparedness – First Aid Kit and Medical Supplies for a detailed list of first aid preps.

LIGHT/EMERGENCY RADIO

We received an emergency radio as a gift last Christmas, that includes an LED light. It charges with a hand crank or a built in solar panel.

See Emergency Radios (Receive Only and Handheld Transceiver Radios) for more detailed information.

There are a number of options for LED emergency lights, or you can use a propane lantern, which also provides some heat. (Make sure you have fuel and adequate ventilation.) LuminAID inflatable solar lights fold flat for storage and inflate in floating lanterns.

HEAT/COOKING

Small camp stoves or sterno containers can be used to heat food and provide some warmth to the shelter. Don't forget to check out the post "Emergency Cooking – 10 Ways to Have a Hot Meal When the Power Goes Out".

PERSONAL

Toothbrush, hairbrush/comb, glasses, cash, purse/wallet, and whatever else makes you feel a little more human and helps you to get by.

Keep important documents (like your insurance policies and bank records) in a secure container that you can easily carry along. Have cash, change and a credit card.

Amber noted in her flood survival post that when the flood hit, they had cash on hand, but some businesses were only taking credit cards because they could not arrange cash pickup.

Continued on Page 11

Call for Speakers – 2025 MABAS Communications Summit

The Annual MABAS Communication Summit is set for **February 19-21, 2025** back at the Bloomington-Normal Marriott. We are seeking Fire Service and Communication professionals who are willing to share their experiences, incidents or best practices from their Divisions/Departments activities. Lessons learned from actual events, both positive and negative, help us all prepare for the next incident whether it be small or large.



MABAS is the mutual aid model used by the rest of the nation. As the premier mutual aid organization, it is our responsibility to remain on the cutting edge in our areas of public safety expertise in an ever-changing technological and human capital landscape.

The proposal deadline is September 1, 2024. Submissions will receive a reply to confirm if your session has been accepted.

In your proposal include:

Personal contact information – name, phone, email

Title of presentation

Overview of presentation

Estimated length of presentation

The ideal MABAS 2025 speaker(s) is:

Experienced, engaging, and comfortable speaking in front of large groups

Passionate about sharing expertise and primary research.

Willing to partner to deliver the best possible content experience and relevance for our audience.

Available to attend the entire event and engage with attendees.

Committed to sharing MABAS with your social networks.

Available onsite for a 10-minute video (for potential usage in future MABAS video content materials and event wrap-up video)

Sound like you or someone you know? If so, get started on your proposal today. Proposals should be submitted to tcd@mabas-il.org, not later than September 1, 2024.

If you have questions, please contact
Mark Sikorski at sikorski@mabas-il.org or 847-403-0502.

MABAS-IL Change-of-Quarters Knox-Box® System

Fire departments anticipating being tied up for a length of time on a multiple alarm fire or other large or complicated incident often (and should) include Change-of Quarter (COQ) companies on their MABAS Box Alarm Cards in order to have Mutual Aid departments move into their station(s) to provide response protection for other possible incidents in their village, municipality or district. In “the old days” the hosting department could simply leave their station unlocked so incoming companies could walk right in. But these days, fire stations are advised not to leave their stations open.



In early 2002 MABAS-IL, through the Knox Company, instituted a unique COQ Knox-Box® system to facilitate ease of entry by incoming COQ companies to an otherwise empty station. This a voluntary participation program available to all MABAS-member fire departments in Illinois.

Here’s how it works: Dealing with the MABAS-IL Knox-Box Program Coordinator, a member fire station purchases a small key safe for mounting on the exterior of their station. Once the box is securely mounted, they lock their station key/card/fob/entry code inside the key safe. Incoming COQ companies participating in the program then use their MABAS-IL key to open the key safe to get the key, etc. to

then access the station. The simplicity of the program is that participating fire departments have to carry just one statewide COQ program key on their outgoing COQ vehicles to gain access to any and all participating fire stations.

Want to know more about the program? Contact Chief (ret.) Harry Tallacksen via email at tallacksen@mabas-il.org or via phone at 815-262-4374.



Want to help your Fire Department?

– *Learn Facts versus Fiction in today's world*



Fire Intelligence Liaison Officer (FILO)



A Collaboration Between the Fire Service in Illinois and
The Statewide Terrorism and Intelligence Center (STIC)

There are Two ways to participate and improve your situational awareness:

Individual Information Receiver (IR)

Become part of the daily information distribution that could:

- Improve Firefighter/Responder Safety
- Improve preparedness in your jurisdiction
- Maintain Weather Awareness for safety

Or

Fire Intelligence Liaison Officer (FILO) for your department/Division

- Become an IR
- Work within your Division supporting the Information Sharing needs of your department and region
- Eligibility to receive additional training opportunities to support FILO mission

Feedback:

Through the FILO Program, feedback is provided to the STIC.

- The network of FILO's across Illinois can provide information to the STIC that may protect responders, save lives and protect property
- **Disaster Intelligence**, described as ground truth, reported by FILO's to the STIC and MABAS when calamities strike will:
 - Reduce the response time for larger scaled resources
 - Reduce the response time of assisting disciplines
 - Inform & improve decision making by cooperation and coordinating agencies
- Reporting unusual actions or activities
 - Suspicious Actions or Activities **MUST BE** reported to local law enforcement

More information is available at the MABAS-IL website:

<https://www.mabas-il.org/wp-content/uploads/2023/03/2022-FILO-Brochure.pdf>



MABAS ILLINOIS

NOTIFICATION SYSTEMS

MABAS utilizes three different types of systems to notify Dispatch Agencies, Divisional Executive Boards, and members for situational awareness and escalating events. These systems are redundant to reduce failures in sending out notifications. Please see below of a description of each.



Constant Contact is used for general non-emergent notifications for MABAS Illinois and the MABAS Foundation.



OnSolve is used for deployment and operational messaging for MABAS Illinois



Regroup is used for deployment and operational messaging for MABAS Illinois

MABAS will be implementing notification testing starting in May 2024.

Emergency Preparedness – Summer Storms, Tornadoes and Hurricanes

Continued from page 6

[These guidelines are adapted from the Crisis Preparedness Handbook. Get a free Summer Storm Emergency Checklist in printable PDF format here.](#)

3 Step Emergency Preparedness for Summer Storms, Tornadoes and Hurricanes



Step Three: Prepare You & Your Home for Disaster

If you plan to modify an existing home, roofs and windows are the areas most susceptible to damage. Properly installed heavy duty shutters are much more secure than plywood, which is likely to fly off under high winds. Add hurricane ties in the attic to stabilize the roof and support structure of the home. Contact a trusted local home contractor with experience in hurricane or tornado preparedness. (Ask around, or contact you local emergency management department).

Prepare for any specific natural disaster that is likely in your area, and you will be ahead of game for a unexpected disaster and at least partially prepared.

We made the decision when we built to be a bit more prepared. We built an ICF (Insulated Concrete Form) house. It was a little more expensive, but we feel that it was well worth the investment. ICF homes have excellent resistance to damage from tornadoes, hurricanes, high winds and other impacts.

ICF safe rooms can be retrofitted into existing homes, or built next to a home. They typically cost several thousand dollars, but if you are in a high risk area, it could literally save your life.

May you and your loved ones stay safe and protected.



Congratulations to Alarm Operator Kaitlin Agron !
Kaitlin is the 1st RED Center alarm operator
to graduate from the
APCO Registered Public-Safety Leader (RPL) program!



IL- TF1 MOBEX to Elgin Community College Center for Emergency Service – June 2024



- IL-TF1 practiced their new cache load plans for a Type 1 (80-person team) and Type 3 (40-person team).
- Each day the team traveled from the MRC in Wheeling to the Elgin Community College CES in Burlington.
- Great experience to practice the transportation plan and base of operations layout for a Type 1 and a Type 3 team.





TRAINING REIMBURSEMENT REMINDER

By: Chief Lyons

With spring and summer comes the return of essential training courses. Remember:

- Only personnel listed in CIMS 3.0 as Statewide Deployable Team members at least 6 weeks prior to the start of the course are eligible for reimbursement. **Be sure the get your roster, and training roster into CIMS 3.0.**
- Reimbursement requests **MUST BE submitted to MABAS within 30 days after the completion of the course.** This is very important, as MABAS cannot guarantee reimbursement on late submissions.
- Personnel are not reimbursed for travel, but are reimbursed for lodging and tax at 50% of the state reimbursement rate, providing the sponsoring department is over 50 miles away from the course location.

Please contact Administrative Section Chief Bernie Lyons, lyons@mabas-il.org, if you have any questions regarding training reimbursements.

TORNADO SAFETY FOR EMPLOYERS



Label Shelter Locations: Use small interior rooms or hallways on the lowest level (away from windows, doors).



Ensure Accountability: Develop an emergency response plan and checklists to assign roles and account for everyone onsite.



Have Disaster Supplies: Keep first aid kits, food, water, and more in all shelters.



Train Staff: Ensure everyone knows what to do during emergencies. Regularly practice sheltering exercises.



weather.gov
osha.gov/tornado



OSHA
Occupational Safety
and Health Administration

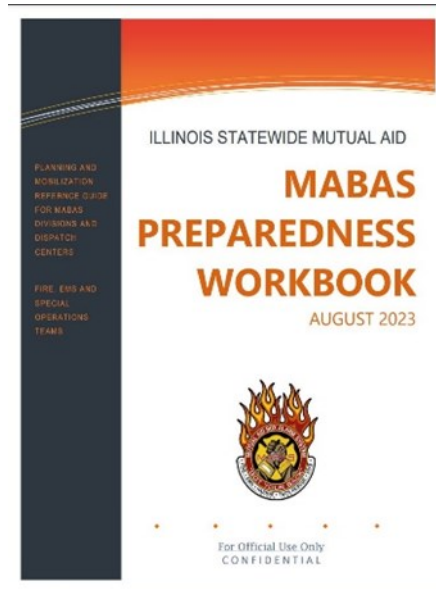
MABAS PLANNING WITH CHICAGO FOR DNC



With about one month to go until the 2024 Democratic National Convention in August, MABAS-Illinois has been working diligently to enhance the readiness posture by the City of Chicago, Cook County and State of Illinois. The 2024 Democratic National Convention National Special Security Event (NSEE) Consequence Management Subcommittee has provided concept of operations that will be used to integrate and synchronize resources following any large-scale incidents that may impact the DNC event and surrounding communities. Supplementing FEMA's NSEE Consequence Management document, the Chicago Fire Department has requested resources from MABAS that is designed to add force response multipliers to their normal operations. MABAS coordination also includes the recruitment of suburban Chief officers from numerous MABAS Divisions that will be utilized to staff a variety of command centers.



Does your Dispatch Center have the updated Preparedness Workbook?
(Dated August 2023)



Go to www.mabas-il.org, and click on the
‘MABAS INFORMATIONAL UPDATES’
tab on the main page;



Select the ‘2023 Preparedness Workbook’ to download!

Contact your Operations Branch Chief with any questions!



Support Summer Camp & Our Survivors

by joining the Fire Service T-Shirt Campaign!



**Directly Support Young
Burn Survivors from
Across Illinois and
Beyond**

Benefit #1



**Highlight Your Union's or
Department's Support of
the Camp I Am Me
Mission**

Benefit #2



**Directly Align with
an Illinois-Based,
Fire Service Oriented
Nonprofit Organization**

Benefit #3

Discounted Price of \$400 per Fire Department, Fire Fighter Union, or Fire Service Association.

A SPECIAL, ONE-OF-A-KIND, FIRE SERVICE ONLY T-SHIRT WILL BE DEVELOPED AND DISTRIBUTED TO ALL CAMPERS AND VOLUNTEER STAFF AT SUMMER CAMP. EXCESS SHIRTS WILL BE SOLD TO PROUD SUPPORTERS OF CAMP I AM ME.

All participating fire service organizations will be represented on shirts, acknowledged on Camp I Am Me website & social media sites, and featured at Summer Camp during the Appreciation Day celebrations. Register at www.IFSA.org/ways-to-give/sponsorships or complete the form on the backside and mail along with check. Credit cards also accepted.



MABAS Trivia

The picture below is of a MABAS MVU.

What does MVU stand for?

- A. Mission Venue Utility
- B. Motorized Vent Utility
- C. MABAS Venue Usage
- D. Mobile Ventilation Unit

The answer will be in the August Newsletter!



The "MVU" was used in Division 19 to remove smoke from a structure fire!

Learn more in this article!!

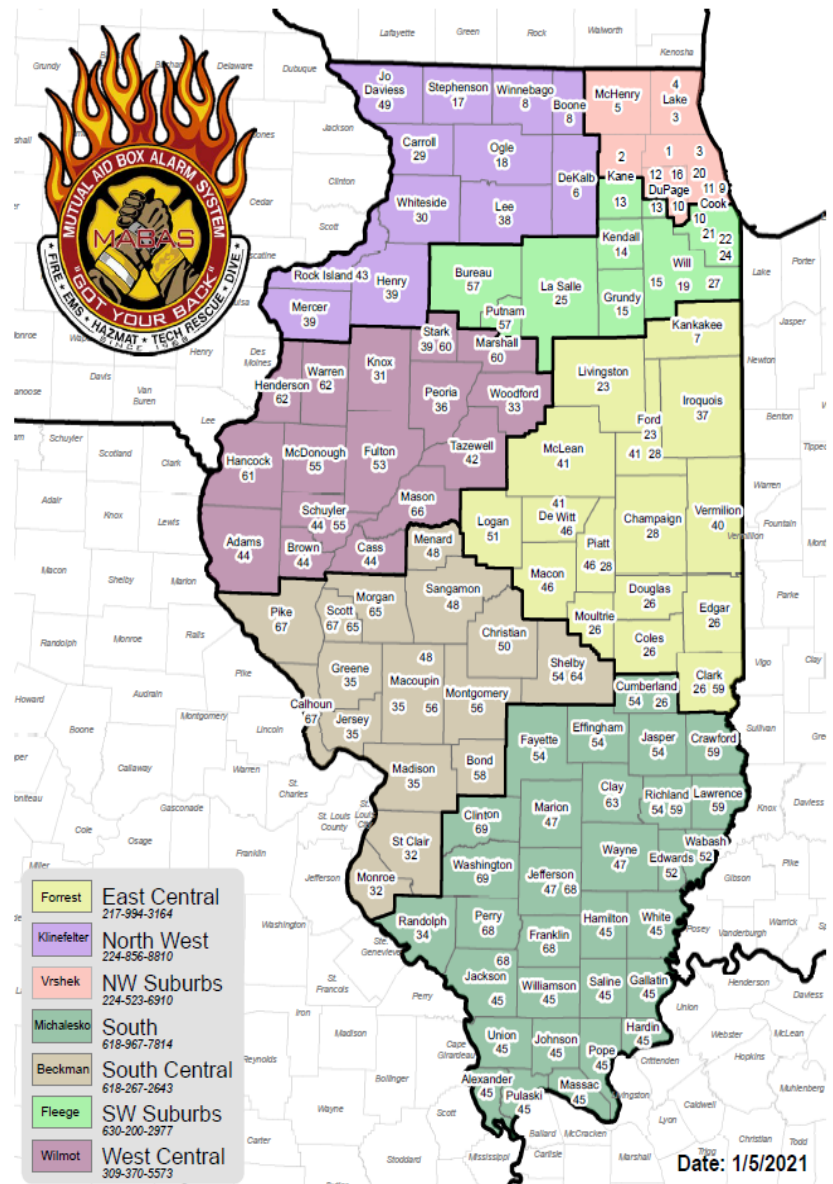
For More Information

MABAS, Illinois

847-403-0500



MABAS Division Map With Operation Branch Chiefs



Questions/Comments

If your Department or Division has responded to a call or had a big event and you would like MABAS to add it to this newsletter, please feel free to email or call us. We look forward to any and all suggestions or comments.

Email—Littlefield@mabas-il.org Phone—847-403-0511

MUTUAL AID BOX ALARM SYSTEM



MOBILE VENTILATION UNIT (MVU)



Concept of Operation

The MABAS Mobile Ventilation Units (MVU) can be used to control the movement of air, heat and gases inside any large enclosed structure, rail or road tunnels and provide a misting system for cooling.

Supports: All ESF's

Response time is Notification + Travel Time

NIMS Typing: n/a

FEMA Cost Code: 8805 (cost \$264 per day)

Equipment Rate: \$21.94 per hour

Specifications

Road dimensions:

9' wide x 24' 2" long x 11' 5" height

GVWR: 13,000 LB

****Driver's License required – Class B*

Features

- Ventilation Fan Capability
 - Maximum fan operational height: 15' 7"
 - Output: up to 130,000 CFM
 - Fan rotation: 360*
 - Tilting gear: +/- 30*
 - Water misting system (water supply is needed)
- Run time – 2.5 hours
- Fuel: Premium gasoline
- VHF mobile radio mounted in the cab

Number of Units: 8

Locations

- Division 1 (Cook)
- Division 28 (Champaign)
- Division 8 (Winnebago)
- Division 32 (St. Clair)
- Division 10 (Cook)
- Division 45 (Williamson)
- Division 27 (Will)
- Division 48 (Sangamon)



MOBILE VENTILATION UNIT (MVU)

WWW.MABAS-IL.ORG | REVISED 7/24/2023

PAGE 1 OF 1

The Answer to the April trivia question...

‘The Father of MABAS’

Don Kuhn was affectionately tagged with the nickname, and credited with being the “creator” of the Mutual Aid Box Alarm System.

Back in 1968, Don, along with couple others, proposed the system now commonly known as MABAS, which he modeled after the Chicago Fire Department Box Card System.

Don who previously served on Chicago, and was now with the Elk Grove Village Fire Department (Division 1), was familiar with the city’s response system, when out of concern and some frustration with uncoordinated responses he “created” MABAS.

Don retired to Florida after 33 years in the Fire Service.

Sadly, he passed away on January 26, 2022



Is your department a Chapter member?



WHAT IS PROJECT FIRE BUDDIES?

We are firefighters who offer support and give back to children fighting critical illnesses. We all go above and beyond for our Fire Buddies!

Every critical illness a child is battling, is a fight we will give our all to.
We strive to ensure that each child we reach will stand with
the support of our firefighters and our community

A  child should never fight their battle alone.
Your Support Makes a Difference

Do you know a child who is struggling with a critical illness and needs a reason to smile? Project Fire Buddies wants to hear from you.
Email our Executive board at **contact@projectfirebuddies.org**

For more information on **PROJECT FIRE BUDDIES**, what we do,
or how to **DONATE**, visit our website: **projectfirebuddies.org**

Follow us on **FACEBOOK** and **INSTAGRAM** @projectfirebuddies

**Has your Dispatch Center gone through a
consolidation.....**

**Have you had personnel changes in
management....**

**Is your Dispatch Center information
Up to Date?**

**Go to www.mabas-il.org, and click on the
'MABAS INFORMATIONAL UPDATES'
tab on the main page;**



**Select the 'Primary and Secondary Dispatch Centers' document
to review your centers information.**

**Please notify your Operations Branch Chief, or send updates to
Linda Cruz at cruz@mabas-il.org**



Attention ***ALL*** First Responders!
 You are invited to attend a ***FREE***
MABAS Regional Training Seminar



The MABAS Communications Committee will be holding another
 Regional Training Seminar for the Northwest part of the state!

We will be covering a wide variety of
 MABAS and Communications related topics!

ALL First Responders are encouraged to attend to learn the
 critical role they play in the MABAS system!

To Register: Send Attendees name, direct email and
 Division affiliation to tcd@mabas-il.org

HIGHLIGHTS

- MABAS overview
- History of MABAS
- Box Cards
- Deployments
- Box Alarm simulator
- An outside Resource display and more....

Tuesday August 27th, 2024

This seminar will take place at the
Highland Community College
 2998 W. Pearl City Road, Freeport IL. 61032
 ROOM H-210

**To register, email the attendee name, agency and MABAS Division#, and
 their individual email address to tcd@redcenter.org**

Time: 08:30-4:30 Lunch will be Provided

Class limited to 40 participants!

Register early!

OT/Backfill reimbursement is available!



[FAQ](#)[JOIN](#)[CONTACT](#)

IPWMAN ANNUAL CONFERENCE

October 22 & 23

DoubleTree by Hilton Hotel

Bloomington, IL

FREE for IPWMAN Members

**SAVE
THE DATE!**

**Multiple Training Sessions are being planned.
Something for everyone!**

Conference Details | Registration | Reserve Hotel

- Conference check-in begins at 11:15 am on Tuesday, October 22.
- The conference ends at 12:45 pm on Wednesday, October 23.
- Click "Conference Details" above for more conference information.
- Click "Registration" above to register for this year's conference.
- Click "Reserve Hotel" above to reserve your hotel room now*.

*Attendees are responsible for reserving their hotel room at DoubleTree by Hilton Hotel. Rooms are \$96 per night plus taxes and fees. IPWMAN will contribute **\$50** towards the first room per member agency until the block is full. The balance due for that first room, and any additional rooms, are the responsibility of the member agency, including taxes, fees, and incidentals.

ILLINOIS PUBLIC WORKS MUTUAL AID NETWORK

P.O. Box 898 | St. Charles, IL 60174 | info@ipwman.org | 844-479-6269

www.ipwman.org





Attention **ALL** First Responders!
You are invited to attend a
FREE MABAS Training Seminar!

The MABAS Communications Committee will be holding a
Regional Training Seminar for the Champaign area!

We will cover a wide variety of
MABAS and Communications related topics!

ALL First Responders are encouraged to attend to learn the
critical role they play in the MABAS system!

To Register: Send Attendees name, direct email and
Division affiliation to tcd@mabas-il.org

HIGHLIGHTS

- MABAS overview
- History of MABAS
- Box Cards
- Deployments
- Box Alarm simulator
- An outside Resource display and more....

Thursday September 5, 2024

This seminar will take place at the

Illinois Fire Service Institute – Paratech Room

11 Gerty Drive, Champaign, IL 61820

Time: 08:30-4:30 Lunch will be Provided

Class limited to 40 participants!

Register early!

EAGLE ENGRAVING, INC.

IL MABAS

PRESENTS THE 2021

CORNER

Custom EMBROIDERED APPAREL

We embroider your logo on top-notch quality shirts, outerwear, and active-wear. You can count on us to provide you with the best customer service.

Personalization with your name or division is available upon request.

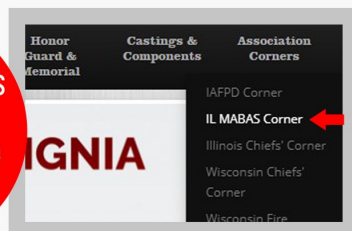
QUESTIONS?

apparel@eagle-engraving.com
630-377-1056

IL MABAS MERCHANDISE

Proudly display your MABAS IL membership with our wide selection of engraved gifts and accessories. Personalization is also available for these products.

Visit our IL MABAS corner on our website for more exclusive items!



QUESTIONS? service@eagle-engraving.com | 630-377-1056 | eagle-engraving.com

STATE OF ILLINOIS
PRELIMINARY EXPOSURE REDUCTION PROJECT



**FREE DECON EQUIPMENT
AVAILABLE TO ILLINOIS FIRE DEPARTMENTS**



***MABAS is looking to get your department
logo!!!***

MABAS would like for you to email your department logo to us.

We are using department logos for Tier II cards.

Please send your logo to sikorski@mabas-il.org



MABAS Needs your assistance:

Survey 1- Equipment

We're updating our records for MABAS equipment and need your help! Completing this survey, <https://arcg.is/1TiGP9>, will help us identify a reliable contact person for each piece of equipment, ensuring smooth communication about maintenance and other concerns. This survey doesn't collect information for deployment authorization.

If you manage multiple pieces of equipment, kindly complete a separate survey for each one. This allows us to track each item accurately.

By providing your information, you'll help us streamline communication and maintain MABAS equipment in top condition.

If you have any questions or encounter any issues while turning on your radio or completing the survey, please don't hesitate to contact BC Bob Bush at 224-612-4137 or bush@mabas-il.org.

Survey 2- Radios

Help us keep Starcom Radios in Top Shape!

We're conducting a quick survey to ensure your ITTF/MABAS Starcom radios are functioning optimally. Your input will help us identify any potential issues and streamline future maintenance efforts.

Here's how you can help:

- Turn on your Starcom radio(s).

- Allow it to synchronize with the Starcom system. This typically takes a few minutes.

- Complete this short survey. <https://arcg.is/0r9Lrr0> It will only take a few minutes and will ask some basic questions about your radio and any recent experiences you've had with it.

Why is this important?

By understanding your radios' performance, we can:

- Proactively address any potential problems.

- Improve communication and support.

- Ensure your radios are always ready for action.

We appreciate your time and cooperation! Your participation will help us maintain a reliable and efficient Starcom network for everyone.

If you have any questions or encounter any issues while turning on your radio or completing the survey, please don't hesitate to contact BC Bob Bush at 224-612-4137 or bush@mabas-il.org.

If you are interested in hosting a MABAS Communications Seminar, send an email to tcd@mabas-il.org, or contact your Operations Branch Chief

FOUNDATION NEWS



The MABAS Foundation recently recognized three original Foundation Directors who, for five years, have given their time and talent in an effort to support the Illinois fire service.

MABAS thanks Jeremy Brewer (Country Financial), Nick Bonifas, (not pictured, Alarm Detection Services) and the Foundation President, Liisa Stark (Union Pacific Railroad) for their selfless and longstanding commitment to this worthy cause.

MABAS Foundation Partners



Each month on 'Inside Darley' Paul Darley highlights industry trends, new products, best practices, thought leadership and more. The videos typically last about 4 minutes and are supplemented with insightful articles and resources. We invite the MABAS community to watch our October series here and if you want even more content, we hope you'll subscribe.

The latest video can be found here <https://darley.com/about/entry/inside-darley-october-2020>

People can sign up for newsletters here: <https://darley.com/about/newsletter-signup>



**AIR ONE
EQUIPMENT, INC.**

Founded in 1990, Air One Equipment, Inc. is a family owned and operated full-line fire and safety equipment distributor. Our sales and service staff work out of a modern 8,000 square foot facility located in South Elgin, Illinois. Our second location is operated out of a 3,500 square foot facility in Menomonee Falls, WI. In both locations, we have a warehouse full of best in class products available for our first responders.

At Air One Equipment, Inc., "You know us by the company we keep". We offer our customers quality equipment at competitive prices from the leading manufacturers in the industry. We pride ourselves in continuing to provide exceptional service after sale, both on the products we sell and the way we treat our customers. With over 400 years of combined experience in the fire service industry, our sales consultants and factory trained service staff are able to assist you in choosing and maintaining the equipment you need to safely perform your job. Contact "The House That Service Built!" to see how we can serve you in the future. 888-247-1204



**BUILDING
AMERICA®**

Union Pacific Railroad Company is the principal operating company of Union Pacific Corporation (NYSE: UNP). We are one of America's most recognized companies, with a heritage of building the country and a vision to keep doing so.

Our rail network connects 23 states in the western two-thirds of the country, providing a critical link in the global supply chain. Over the last 10 years, from 2009 to 2018, Union Pacific invested \$34 billion in our network and operations, supporting America's transportation infrastructure and enabling economic growth.



MABAS ILLINOIS

233 W. Hintz Rd.

Wheeling, IL 60090

847-403-0525

WWW.MABASFOUNDATION-IL.ORG