

# “ Got Your Back Talk”

## MABAS Illinois

VOLUME 17.4

## From The President:

By: Chief Jeffrey C. Macko

This last month as we are all aware there were two major hurricanes that hit the United States, and in each case the MABAS-IL Staff was monitoring and preparing for any possible deployments. We were tasked to put together packages for Texas, Florida, and South Carolina, which comes through IEMA as an EMAC request. An EMAC request is a state to state request for mutual aid. In each case our response was not needed by the afflicted state. As much as we all want to help we cannot self-deploy, it must be a coordinated deployment or it creates chaos and a burden on the afflicted area. Believe me our staff works tirelessly to plan for every event that we may be needed. So please don't inundate the Center with phone calls on when and why aren't we being deployed. As soon as we get any indication or confirmation of a deployment you will be informed. We all want to get into the fight, but not every fight is ours to get into.

I am happy to say that our new CEO Glenn Ericksen is doing a great job. We are in the process of filling Glenn's position as Finance-Admin. Section Chief. We were fortunate to have several good candidates apply, and are in the process of setting interviews with our final selections. We hope to have that position filled soon.

Finally, I would like to thank Jay Reardon once again for his leadership devotion to MABAS-IL as he continues to do great things for us in his transition period to retirement.

Thank you,

Jeffrey C. Macko

President MABAS-IL



### IN THIS ISSUE

Mutual Aid Box Database	2
Message from CEO	3
STIC	3
MABAS at State Fair	4
EMAC request	5
Winter Car Tips	6
MABAS Equipment	7
Do You Know	8
MABAS Division Map	9
Halloween Tips	10
Letter from Doctor	13
Equipment to know	14
Information Sharing	15
Mark your calendar	16



*Thank you to all that volunteered  
at the State Fair*

**MABAS Training Summit**  
**February 5-9 2018**

# Mutual Aid Box Database

By: Lieutenant Don Knoup

It was a brisk spring day, the weather had been very dry, and we had some moderate winds blowing from the south. Hard to think of better conditions for a brush fire. Even though we are a small rural department, we have a very active leadership team and it's unusual for a Lieutenant to have command at any of our fire scenes. But then again, this is the fire service so anything can happen.

As newly appointed officer this was my very first opportunity at the helm. I would like to tell you that my first chance at incident command went textbook smooth, but that wouldn't be honest and probably would not have led to me writing this article.


Don't get me wrong, the outcome was great. No one got hurt, there was no property damage, and the fire was extinguished. Getting to that outcome could have gone better though. And, as you know, these are the opportunities for us to learn from so that the next time we will perform even better.

As I arrived on scene that afternoon it appeared to be a small fire. One that I thought we would be able to handle without any outside assistance. Well one stuck truck and a whole lot of short-staffing later and we had some issues. It seems this was the day all our volunteers seemed to leave town at the same time.

I could probably make an entire list of the mistakes (areas I could improve on) I made that day, but let me share just one. Instead of using the MABAS system, I opted instead to ask for one brush truck... and then another... and another.... and then a tender. I think you can see how this is going. My inexperience led to a bad judgment call which was intensified by my lack of familiarity with our box cards.

As I reflected on the day's events, I of course recognized right away that one thing that would have improved my situation would have been if I had used the MABAS system. I thought, what if I could have just pulled out my cell phone or grabbed the iPad from the truck and quickly looked at the card that matched our incident. That would have given me the information I needed to make an informed decision regarding which card to use and at which alarm level would have been appropriate.

My day job is that of a software developer, so immediately my mind started working on how could I utilize some technology to make this better? Your initial reaction as you read this might be like others I have spoken with:



"My division already has box cards on our website." "Why don't you do what I did and copy the PDF files to your phone?"

Those solutions are good, but what if we could have great? What if we could provide anytime, anywhere access to the latest MABAS Box Cards for all agencies and responders throughout the entire MABAS system? What if there was a centralized database of every card from every agency across every division? What if you could reach those cards on any phone, tablet, or computer 24 hours a day and 7 days a week?

[www.mabdb.com](http://www.mabdb.com)

It was these questions which led to the idea of the Mutual Aid Box Database

We have already started testing and using this internet based tool at my home division, Division 8. The information provided on the cards is done so in a public facing fashion with no need for any log in or authentication process so that this information is available to everyone and available quickly.

The maintaining and creating of the data in the database is secured with authentication (log in) required. The idea here is that each agency would be provided their own secure log in so that they can easily maintain their own cards. The platform that is hosting the database is Microsoft Azure. Azure is a cloud based, high availability, and scalable platform designed in a way which will provide us quick access at any time day or night. You can learn more about Microsoft Azure at [azure.microsoft.com](http://azure.microsoft.com).

One of the additional features that we're working on now is a notification feature. This way when an agency is creating a brand new card they will be able to quickly email the new card to all the agencies who will be requested on that card so that those agencies can provide feedback on the new card. The card can stay in a pending status (where it is not visible to the general public) until which time the agency decides to activate the card.

So what's next? Where do we go from here? The next thing I need from you is your feedback. We need to hear what you think of this system and how it can potentially benefit us all. You can reach me by email at [dknoup@gmail.com](mailto:dknoup@gmail.com). In order for me to proceed further I really need to hear from you. Please take a few minutes to visit the site today at:

[www.mabdb.com](http://www.mabdb.com)





## A Message from MABAS-Illinois

By: Chief Glenn Ericksen

The recent hurricanes that impacted Texas, Florida and the Caribbean resulted in a number of EMAC assistance requests that MABAS staff processed. Although our offers to Texas, Florida and South Carolina were not needed, MABAS indicated its readiness to assist whenever needed.



As we enter the last quarter of 2016 we've been very busy with a large number of projects. MABAS submitted a Homeland Security Grant Program proposal totaling \$3,208,977. The proposal is around \$118,000 less than this year's grant as the overall grant to Illinois, which is shared by many agencies, has been reduced by DHS. Our proposal increases funding for statewide, multi-jurisdictional training and exercises in order to close a recognized statewide gap in these areas. At this time, we are waiting on the arrival of the formal grant documents for our signature. This grant would cover the time period of July 1, 2018 to June 30, 2019. What happens after that is up to Washington D.C. for now.

The 2018 MABAS Command & Dispatchers Summit is coming up soon and everyone here is working to put together another great presentation. The Summit will be held February 5, 2018 through February 9, 2017 at the Marriott Bloomington-Normal Hotel & Conference Center. Registration

information will be coming out soon so please save the dates and plan on attending. Your support is vital in keeping this great networking opportunity going as our ability to use grant funding to support this event has been greatly reduced. One topic we are looking forward to present is MABAS 101 where we go back to the basics and answer a lot of questions we have received over the year on many aspects of MABAS operations.

Work is progressing on the MABS Information Technology Systems upgrade project. This ongoing project entails the replacement of all obsolete data processing hardware at the MRC and upgrading our data programs and software. Information on this project, and what it means to all users, will be presented at the 2018 Command and Dispatchers Summit. We are also working on the renewal of all MABAS insurance policies that are due to expire in November.

Be safe and we look forward to seeing you in Bloomington/Normal next February.

## The Illinois Statewide Terrorism and Intelligence Center

By: Chief Pahalke

The Statewide Terrorism & Intelligence Center (STIC) is a "one-stop" resource for police officers and public safety officials to obtain information related to criminal activity, terrorism, and public safety. Analysts perform a thorough search of all available databases and resources, thus reducing the need to make numerous contacts with various organizations. By belonging to the national network of fusion centers, STIC can quickly obtain information that is shared with partners regarding national trends and critical incidents.

Fully functional since May 2003 when the state of Illinois appropriated \$1 million to establish the center, STIC was one of the nation's first 24/7 state fusion centers to

emerge after the Sept. 11, 2001, terrorist attacks. STIC is an all-crimes fusion center staffed by 40 civilian employees and eight sworn officers from various agencies. While much had been done previously to increase security, revise response protocols, and strengthen interagency partnerships in anticipation of the next terrorist attack, law enforcement officers voiced

consistent concern over the lack of intelligence information being exchanged at all levels. Proposed by the Illinois State Police (ISP) and Illinois Association of Chiefs



of Police, in conjunction with their partners in the criminal justice community, STIC

*Continued on Page 12*





# MABAS



**Would like to sincerely thank all who volunteered their time to make the fire safety exhibit a success, at the Illinois State Fire Marshal's Fire Safety Exhibit**



## **MABAS Volunteers at the 2017 Illinois State Fire Marshal's Fire Safety Exhibit**

Another Illinois State Fair has come and gone and fun was had by all. August 14, 2017 was MABAS Day in Springfield and fire service professionals from around the state joined forces with MABAS-IL Staff in volunteering their time to spread the fire safety message. The Fire Marshals tent was abuzz with fairgoers of all ages stopping by to explore topics such as smoke detectors, home escape plans and 911. In addition, the fire pole and OSFM's fire engine/golf cart complete with children's turnout gear were huge hits with many families taking advantage of some awesome photo-ops. Still others enjoyed a respite from the heat while visiting with MABAS Task Force 1 search and rescue Kg Runa and handler Scott Peirson. Planning has already begun for 2018 and many volunteers are already making plans to return.

*If Interested in Volunteering in 2018 Please contact John Michalesko 618-967-7814*

***M.A.B.A.S.-Illinois "Got your Back"***

# The Emergency Management Assistance Compact (EMAC)!

By: Chief Dave Haywood

In only 56 hours, the Tropical Depression Harvey regenerated into a Category 4 Hurricane prior to slamming into the Texas coastline near Rockport on August 25, 2017. The slow movement of the storm with sustained winds of 130 MPH and record rainfall amounts over the next four days led to catastrophic flooding and property damage across most of southeast Texas. Over 19 trillion gallons of rainwater fell on parts of Texas, 24 hospitals were evacuated, 781 roads were impassable, and nearly 780,000 Texans evacuated their homes. A major disaster declaration was issued and over 31,000 Federal employees including FEMA personnel, National Guard and all 28 FEMA sponsored Urban Search and Rescue Teams (U.S.A.R.) were supporting Texas.

Simultaneously, Hurricane Irma became the strongest hurricane that the National Hurricane Center had ever recorded in the Atlantic Ocean and was targeting the east coast of Florida, Georgia and the Carolinas. On September 6th the U.S. President declared emergencies in Florida, Puerto Rico and the U.S. Virgin Islands, and Florida's Governor ordered an evacuation of the Florida Keys. Considering the massive response already employed in Texas, many states began to submit requests through the Emergency Management Assistance Compact (E.M.A.C.) for State to State Mutual Aid. Illinois Emergency Management Agency personnel along with MABAS Operations Branch Chiefs Beckman and Michalesko closely monitored the resource requests posted to the EMAC request Boards for potential MABAS involvement. A request for 100 boat packages came in from Texas to continue water rescues from flooded neighborhoods. Prior to landfall South Carolina reached out to Illinois for a Type I U.S.A.R. Team and 3 type I Technical Rescue Teams (T.R.T.),

and subsequently submitted a "Directed" EMAC request to Illinois. Illinois Task Force- I and three divisional TRT's were notified, capabilities and availability were determined and IEMA was directed to reply to the request positively. IEMA and MABAS responded to every resource request that we have the capabilities to provide throughout the storms. As Irma's path changed further to the west, South Carolina suspended their request to Illinois for USAR and TRT, and shortly thereafter Texas rescinded their request for boats and all of the "on deck" teams were notified to stand down. Florida requested Type III USAR teams and Illinois also responding to that request that was eventually fulfilled by a neighboring State team. What followed for the next couple of days were inquiries about E.M.A.C. and how the Compact works.



The Emergency Management Assistance Compact (E.M.A.C.) is a national state to state (interstate) mutual aid compact that facilitates the sharing of services, resources, personnel and equipment across state lines during a disaster or emergency. All 50 states, the District of Columbia, the US Virgin Islands, and Guam have enacted legislation to become members of EMAC.

EMAC was born out of necessity following the devastation in Florida from Hurricane Andrew in 1992. By 1993, 17 Governors of Southern states signed the Southern Region Emergency Management Assistance Compact (SREMAC).



By 1995 SREMA was expanded into EMAC, and gained the attention and endorsement of FEMA prompting Congress to pass public law 104-321 adopting the program nationally. The provisions of the EMAC agreement provides that licenses, certificates and permits of the responding state(s) are allowable and accepted by the receiving state, and considers responding personnel "agents" of the receiving state for liability and immunity purposes. The compact allows that personnel are under operational control and accept mission tasks from the requesting state, however they remain under the Command and Control of their normal authority. The agreement requires that reimbursement cost estimates for the responding state be submitted and accepted by the requesting state prior to tasking and mission number assignment. USAR Operations Chief Lyne spent countless hours developing team rosters and preparing cost estimates for a potential USAR mobilization. Every aspect of the request is specific in reference to the Emergency Support Function (ESF), resource type, personnel credentialing and Mission Ready Packages. The Emergency Management Assistance Compact provides the legal framework to facilitate interstate mutual aid of personnel and equipment, while protecting the interest of both the requesting and responding state. The compact provides mutual aid management and oversight, allows for and guarantees reimbursement while protecting a state's sovereignty

# How to Prepare Your Car for Winter

By: Jennifer Geiger

There's no getting around winter. Instead of dreading it, prepare for it. The changing of the seasons is a great time to check out what your car needs to gear up for cold, wet, winter driving conditions. Do this before the first flake falls because small problems you ignored during warmer months could grow worse, leaving you stranded when the temperature plummets. A few simple tips could keep your car running all winter long.

Take your car to a mechanic and check out the following: battery, antifreeze level, thermostat, heater, brakes, and defroster.

Check to make sure your tires have adequate tread. If the treads are worn, replace them. Better yet, exchange them for a set of snow tires such as Bridgestone Blizzaks, which have treads that provide better traction and are equipped to handle extreme winter driving conditions.

Make a visual inspection of your vehicle's lights. Make sure the front and rear lights are operational, especially the car's flashing hazard lights.

Often in the winter, the windshield wiper fluid may freeze.

Instead of toughing it out until spring, exchange the fluid with one made especially to spray in freezing conditions.

Similarly, purchase winter wiper blades to cut through snow and ice instead of using regular ones throughout the year.



Check the spray nozzles of your windshield-washer system. Sometimes, they get blocked by wax or debris. Use a needle or pin to clear blocked nozzles.

Road salt commonly used during winter can damage your car's paint. Rinsing it off every once in a while can help, but a good wash and coat of fresh wax will go a long way in preventing corrosion and keep your vehicle looking like new.

A winter accident could leave you stuck on the side of the road. Packing your car with a few essentials will help keep you safe and ready for whatever conditions pop up on your trip.

Keep the gas tank at least half full throughout the winter. This will reduce condensation, making your vehicle easier to start on cold mornings.

If you have a cell phone, make sure it's charged and bring it with you. A car charger for the phone is also a smart device to keep in the car.

Always store a snow/ice scraper and a shovel in your vehicle. A first aid kit is another must-have item to keep on hand. It should include all the usual items plus winter extras like flashlights, a fresh supply of batteries, blankets, matches, extra clothes, bottled water, and non-perishable snacks. Peanuts and granola bars are good protein- and carbohydrate-rich foods.

For rear-wheel drive vehicles, you might want to keep a small bag of sand in your trunk to create traction under the tires if you get stuck. The bulk of a vehicle's weight is the engine, in the front of the car. If the car is driven by its rear wheels instead of its front wheels, the heavy front end and light back end makes the car prone to slide around an ice- or snow-covered road.

***Continued on Page 11***

# Take time to get flu vaccine

By: CDC

CDC recommends a yearly flu vaccine as the first and most important step in protecting against flu viruses.

While there are many different flu viruses, a flu vaccine protects against the viruses that research suggests will be most common. (See Vaccine Virus Selection for this season's vaccine composition.)

Flu vaccination can reduce flu illnesses, doctors' visits, and missed work and school due to flu, as well as prevent flu-related hospitalizations.

Everyone 6 months of age and older should get a flu vaccine every year before flu activity begins in their community. CDC recommends getting vaccinated by the end of October, if possible. Learn more about vaccine timing.

CDC recommends use of injectable influenza vaccines (including inactivated influenza vaccines and recombinant influenza vaccines) during 2017-2018. The nasal spray flu vaccine (live attenuated influenza vaccine or LAIV) should not be used during 2017-2018.

Vaccination of high risk persons is especially important to decrease their risk of severe flu illness.

People at high risk of serious flu complications include young children, pregnant women, people with chronic health conditions like asthma, diabetes or heart and lung disease and people 65 years and older.

Vaccination also is important for health care workers, and other people who live with or care for high risk people to keep from spreading flu to them.

***Continued on Page 12***



# MABAS Special Equipment



## Mechanic's Vehicle

Mobile garage to offer support for all vehicles while enroute to emergency. Located at the MABAS Readiness Center



## Mission Support Unit (MSU)

Mobile office space for Incident Command function, credentialing, etc. On board generator, heat, A/C, etc. 5 Units statewide.



## Urban Search and Rescue K-9 Vehicle

Specially designed truck-trailer combination that provides for safety, environmental control, and supplies for the team.



## Urban Search and Rescue Bus

25 passenger bus located at MABAS Readiness Center

## MABAS Special Equipment



### All Terrain Utility Vehicle

6 X 6 Polaris Ranger on trailer. Can tow its own trailer.

Location: Each division (70), US&R (2, including 1 for medical transportation)



### Generator Light Tower

20 Kw diesel-powered with 4 – 1000 w floodlights.

Locations: each division (82) Cook County divisions have 2 units each, US&R

## Do you know!!!!



MABAS Branch Chief  
Dave Fleege

Chief Fleege began his fire service career as a Paid-On-Call Firefighter with the Lombard Fire Department in late 1971, following his discharge from military service. Also during this time frame he attended the College of DuPage, attaining an Associate Degree in Fire Science.

In 1974 he was hired as a career Firefighter with the City of Wheaton Fire Department. He attended Lewis University and earned a Bachelor of Arts Degree in Administration. He was promoted to Lieutenant in 1979 and appointed to Fire Chief in early 1982. He served as Chief of Department for 20 years, retiring from the Wheaton Department with over 28 years of service, in 2002.

In early 2004, he was hired as Fire Chief with the Village of LaGrange, where he served for 6 years until late 2010.

In 2011 he began his employment with MABAS-ILLINOIS as Operations Branch Chief, currently representing MABAS Divisions 7, 14, 15, 19, 23, 25, 27, 37, 57.



## MABAS APPARATUS



## Warehouse Trailers 7 State Wide

The need for warehouse trailers was a result of tornado that hit Utica, IL in 2004.



MABAS currently has over 400 vehicles/trailers with license plates registered to MABAS Illinois.

## FAST FACTS

# 19%

Of the US population is currently receiving a monthly benefit payment from Social Security, i.e., 61 million out of 325 million Americans (Social Security)

# 69

 MABAS

Divisions in Illinois

## FOR MORE INFORMATION

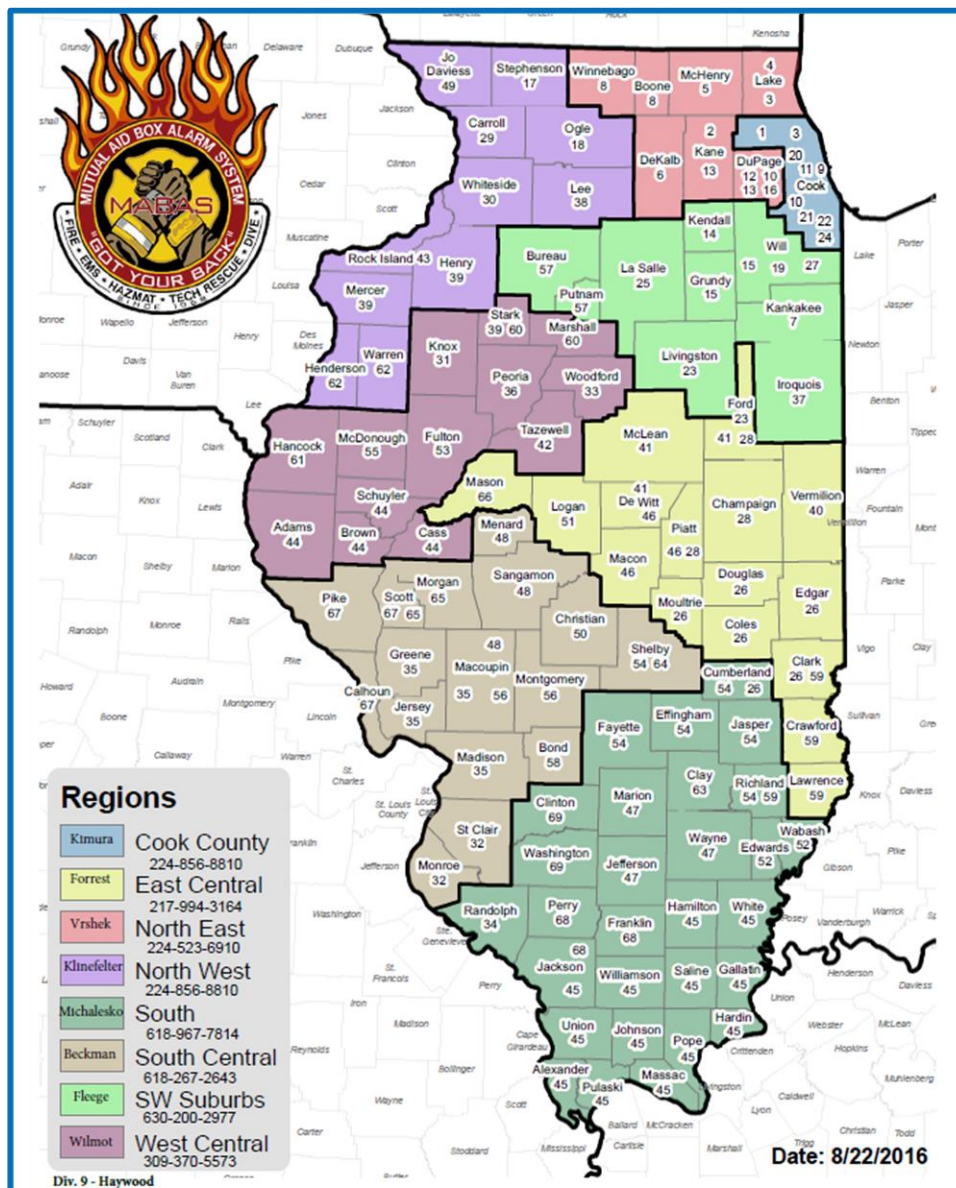
MABAS, Illinois

847-403-0500



## MABAS Division Map

With Branch Chiefs



## Questions/Comments

*Has your Department/Division responded to a call or had a big event and you would like MABAS to add it to our newsletter, do you have any questions or comments about our quarterly issue of Back Talk please feel free to e-mail or call. We look forward to suggestions and comments.*

E-mail to: [Littlefield@mabas-il.org](mailto:Littlefield@mabas-il.org)

Littlefield @ 847-403-0511

# Halloween Safety Tips

By: Jeff Hayward

## 6 Ways to Keep Kids safe this Halloween

Halloween is a time for your little ghouls and goblins to get outside, meet the neighbors and collect some yummy candy and treats. According to some stats, more than 41-million kids were out pounding the pavement for candy in the U.S. alone in 2013.

That also means more safety measures need to be observed because of the high volumes of children and their parents taking over the streets. These measures can be taken before you leave the house, during and after! Here are 6 ways to ensure your little one has a fun and safe Halloween...

### 1. Look Sharp, don't Be Sharp

The Centers for Disease Control and Prevention (CDC) says that while it's ok to outfit your child with a pirate sword or dagger (or ninja star for that matter), any "weapons" should of course be for show only and be made of flexible plastic.

Giving your child a metal object could pose a risk if they fall, or come into contact with another child. It's also not a good idea to paint the plastic swords or use them in "duels" as there's still a chance of getting hurt. Be sure the plastic swords are in plain view and aren't too long.

### 2. Encourage Group Walking

There's strength in numbers, and that's no different for your children on Halloween. Letting your children go door-to-door by themselves could increase the chances of them getting lost, hurt, or even being harassed by others.

Walking in numbers makes each child more visible, and it also provides security. The American Red Cross notes that if a group is not available to walk with, a trusted adult should step in as a chaperone.

### 3. Arm your Child with Light

The days are getting shorter, so it's wise to give your child a flashlight if they plan to be out after dark. A flashlight will help them be visible to other people and vehicles, as well as help them find their way through the spooky streets.

There are even wearable light-up devices that your child can have illuminated the entire time, as well as reflective costume elements that glow from headlights. Just keep in mind that Halloween is a time to be seen, if not just to show off your child's great costume!



### 4. Don't Mask Vision

Masks and disguises are a traditional part of changing your identity for Halloween. However, your child might not let you know if the mask impairs his or her vision. One tip is to test your child's peripheral vision in particular by holding a finger at each side of their face and asking when they can see it.

The Government of Canada encourages facial makeup instead of masks, as it won't interfere with eyesight or breathing. However, the Canadian government also notes that even makeup marked "hypoallergenic" can cause reactions on children's skin, so be sure to do a patch test first.

### 5. Give Children Only Wrapped Treats

Sure, you may get the occasional apple in your child's trick or treat bag, which is fine if you inspect it first. However, if the treats seem to be unwrapped or homemade (and from strangers), it's probably best to give it a pass, suggests the CDC. While tampering with candy is a less widespread threat than some people may think according to Mental Floss, there's no way to tell how dated homemade treats like muffins are and if they were baked properly. This could lead to less than happy memories for your little ones. Stick to wrapped goodies.

### 6. Say No to Invitations Inside

Make sure your children are aware they should stay at the doorstep to receive their treat, and shouldn't accept any invitations to step inside a home, says KidsHealth.org. Just teach your child to say no and if the homeowner insists, advise they just move on to the next home.

It's probably best to avoid any houses or blocks that don't have a porch light on, as that is usually a clear sign that children are not welcome. The same rules goes for any invitations into cars for treats or for a ride, added KidsHealth.



<http://www.activebeat.com/your-health/children/6-ways-to-keep-kids-safe-this-halloween/>

# How to Prepare Your Car for Winter

By: Jennifer Geiger

## *Continued From Page 6*

Clear off your car each time you go out for maximum visibility. Don't forget the hood, roof, and your head and taillights. Sure it takes a few extra moments, but it's better than dealing with an accident due to poor outward visibility. Also, leftover ice chunks from the roof or hood of the vehicle may become hazardous to yourself and those on the road around you while driving.

According to the U.S. Department of Homeland Security's Federal Emergency Management Agency (FEMA) car accidents are the number one cause of death during winter storms. Defensive driving is important. Learning how to maneuver your vehicle when confronted with winter's elements could mean the difference between winding up in a snow bank on the side of the road and arriving safely at your destination.

Before you go, listen to the radio for announcements about accidents, road closings, and road advisories. Call your local highway patrol if this information is not available on the radio.

Plan your route ahead of time to avoid any roads that become dangerous during bad weather. If a road is closed or blocked, do not attempt to continue on this route.

Let someone know your route so if you do become stranded, your family can let authorities know where to start looking.

Be aware that bridges and overpasses freeze first. Slow down before reaching them and avoid sudden changes in speed or direction.

Use gentle impulses while driving: accelerate gently, turn slowly, and brake carefully and early. Avoid unexpected quick movements that could put you in a spin by leaving ample room between you and the next car. Anticipate turns, stops,

and lane changes well before they occur.

Conversely, don't go too slow. The car will need some momentum to be able to push through heavier snow without getting stuck.

Steer clear of trucks. They are heavier than cars and need considerably longer stopping distances. Their tires also tend to spray snow and rain into parallel lanes, further hindering your visibility.

If you have a vehicle with four- or all-wheel drive, don't get overconfident and rely on its abilities to get you out of a problem. The traction and force created by all four wheels driving instead of two helps you get going from a stop, but does not assist your vehicle's braking ability. In fact, AWD- and 4WD-equipped vehicles are heavier than 2WD vehicles and require more time and braking power to come to a stop.



Be prepared for an emergency. Store a kit of emergency items in your trunk.

See and be seen. Always keep your lights on while driving through rain, snow, and fog.

Conditions like snowstorm whiteouts, which hamper visibility, and "black ice," a near-invisible layer of ice caused by snow melting and freezing again, often make winter driving unpredictable and dangerous. If you find yourself in a skid, steer carefully and avoid overreacting to keep control of the car. In cars with antilock brakes systems (ABS), the brakes are automatically pumped for you in a skid situation.

You should feel the brake pedal pulsating. If you're driving a car without ABS, apply easy pressure in a pumping motion to the brakes. In the event of an accident, remain calm, follow these safety tips, and call for help.

Try to get to the right side of the road as far away from traffic as possible.

Stay in your car with your seatbelt on. Put the hazard lights on so others on the road can see you.

If a flare is available, use that to call attention to your vehicle. Tying a bright piece of cloth to the antenna works as well.

If you get stuck in snow, straighten the wheels and accelerate slowly. Avoid spinning the tires and digging yourself in deeper. Rock the vehicle back and forth, using its weight and momentum to get unstuck.

If you can't get going, run the engine only a few minutes at a time to stay warm. Periodically crack a window to get fresh air. Keep the exhaust pipe clear of snow so harmful carbon monoxide fumes don't drift back through the car's interior.

Agencies like AAA and FEMA recommend staying off the roads if the weather is too hazardous in your area. Not knowing how to maneuver your vehicle -through a winter storm jeopardizes you, your passengers, and other drivers sharing the road with you. Getting your car ready for winter and anticipating and avoiding dangerous circumstances will help keep you safely on the road and in control.

<http://auto.howstuffworks.com/car-driving-safety/accidents-hazardous-conditions/how-to-prepare-your-car-for-winter2.htm>

**Article recommended by Ed Gibis. Ed is responsible for maintaining all apparatus at MABAS readiness Center (MRC) as Logistics Branch**



# Take time to get flu vaccine

By: CDC

*Continued From Page 6*

Children younger than 6 months are at high risk of serious flu illness, but are too young to be vaccinated. People who care for infants should be vaccinated instead.

## Take everyday preventive actions to stop the spread of germs.

Try to avoid close contact with sick people.

While sick, limit contact with others as much as possible to keep from infecting them.

If you are sick with flu-like illness, CDC recommends that you stay home for at least 24 hours after your fever is gone except to get medical care or for other necessities. (Your fever should be gone for 24 hours without the use of a fever-reducing medicine.)

Cover your nose and mouth with a tissue when you cough or sneeze. Throw the tissue in the trash after you use it.

Wash your hands often with soap and water. If soap and water are not available, use an alcohol-based hand rub.



Avoid touching your eyes, nose and mouth. Germs spread this way.

Clean and disinfect surfaces and objects that may be contaminated with germs like the flu.

## Take flu antiviral drugs if your doctor prescribes them.

If you get the flu, antiviral drugs can be used to treat your illness.

Antiviral drugs are different from antibiotics. They are prescription medicines (pills, liquid or an inhaled powder) and are not available over-the-counter.

Antiviral drugs can make illness milder and shorten the time you are sick. They may also prevent serious flu complications. For people with high-risk factors, treatment with an antiviral drug can mean the difference between having a milder illness versus a very serious illness that could result in a hospital stay.

Studies show that flu antiviral drugs work best for treatment when they are started within 2 days of getting sick, but starting them later can still be helpful, especially if the sick person has a high-risk health condition or is very sick from the flu. Follow your doctor's instructions for taking this drug.

Flu-like symptoms include fever, cough, sore throat, runny or stuffy nose, body aches, headache, chills and fatigue. Some people also may have vomiting and diarrhea. People may be infected with the flu, and have respiratory symptoms without a fever.

<https://www.cdc.gov/flu/consumer/prevention.htm>

# The Illinois Statewide Terrorism and Intelligence Center

By: Chief Paholke

*Continued From Page 3*

addresses these concerns by serving as a one-stop resource for public safety to obtain information related to criminal activity. STIC's analytical personnel from ISP, Illinois National Guard, Federal Bureau of Investigation, and Department of Homeland Security perform comprehensive searches of all available databases and resources, negating the need for public service personnel to make a series of independent, time-consuming contacts to obtain a fraction of the information. The critical nature of STIC's services is evidenced by the more than 30,000 requests for information processed annually

## Public Safety STIC

The center's all-crimes and all-hazards approach has led to the development of public safety outreach programs. The goal of these programs is to provide mutually



Collaborative communications, information sharing between the fusion center and public safety partners to enhance public safety, and provide support in the fight against terrorism and criminal activity.

The following public safety programs are available:

- Emergency Management Information Sharing Program
- Infrastructure Security Awareness (Private Sector)
- Fire Service Intelligence Program
- School Safety Information Sharing
- Public Health Information Sharing Program

*Continued on Next Page*

# A Letter from IL-TF1 Medical Team Manager

Dr. Raj Lal




## *Culture of Safety*

In the wake of Las Vegas shooting and Wild Fire in Santa Rosa, California, we are reminded of the arduous and perilous tasks faced by First Responders, mainly, our brothers and sisters in the Fire Fighter uniforms, Emergency Medical Technicians (Paramedics) and the Law Enforcement Officers during these horrific events, whether manmade or nature induced.

These VUCA (Volatile, Uncertain, Complex and Ambiguous) events test the will, courage and endurance of the crew efforts. These men and women faced with the responsibility have spent countless hours getting victims to the hospitals or spent days trying to cool and mitigate the flames behind firebreaks. To face these types of challenges, one must be prepared on a physical, mental, and emotional level on a continuous basis to be ready for effectiveness.

Over the course of years, since the inception of Illinois US&R Team Under the umbrella of MABAS, I have admired and applauded the selfless efforts of all our team members, while emphasizing to develop "the culture of safety." What do I mean by that?



Simply, it consists of three elements:

First- The Importance of Individual self-directed and self-managed Wellness program. This is geared towards maintenance of normal weight, proper nutrition, regular exercise program, yearly physical examination by personal physician, keeping the updated record of prescribed medicines for Hypertension, Diabetes Mellitus etc., immunization and blood type to facilitate the Pre-deployment Physical examination. Each member of the team should take this as a personal responsibility to be accountable for the overall welfare of the team.

Second- The under estimation of the fatigue factor. This is usually not appreciated while working under stress and urgency of carrying heavy equipment (hoses etc.) over the

extended period. In addition, the need of maintaining adequate hydration during the chaotic, hectic and austere environment is often neglected. Also, sleep deprivation, which is another burden which can cloud judgement, can weaken the reflexes, as well as decision-making that is required for the completion of complex tasks.

Third- Team work. The mutual effort and shared responsiveness is built upon Trust and Common Purpose over a period of working together. The speed and interdependence under these VUCA environment creates complexity. Coupling shared responsiveness and empowered execution creates MABAS into an adaptable organization able to react to complex problems.

We, the members of medical teams, are always with you to prevent, protect and assist you in the event of an emergency. We do realize that amid smoke or gunfire, the team work continues with our perseverance of developing "culture of safety"- be prepared and be ready by incorporating the above three elements in our daily routine.

And, at the end of the day, we all can say "Today is a good day."

## The Illinois Statewide Terrorism and Intelligence Center

By Chief Paholke

### *Continued From Previous Page*

- Cyber Security Information Sharing Program
- Disaster Intelligence
- Dispatch Center Information Sharing Program

STIC has received national recognition and is acclaimed as one of the top fusion centers in the nation. Serving as a national model, the center is regularly visited by local,



state, federal, and international officials who are interested in developing similar operations.

MABAS Branch Chief Johnathon Paholke currently serves as Fire Service Intelligence Officer assigned to the Statewide Terrorism & Intelligence Center. To learn more about the Fire Service Intelligence Sharing Program and the Statewide Terrorism & Intelligence Center please contact Johnathon at [Paholke@mabas-il.org](mailto:Paholke@mabas-il.org) to set up a presentation at your department or divisional meeting.

# MABAS Decontamination Units

**[De-con-tam-i-nate:** to remove unwanted chemical, radioactive, or biological impurities or toxins from a person, object, or place]

- Transportation spill
- Industrial fire, explosion and chemical release
- Lab accident involving chemicals or biologicals
- Agricultural mishap
- WMD incident

As a first responder, what would you do given one of the above scenarios?

As a MABAS-IL member, do you know the types of resources available to you and where they are located?

Did you know that MABAS-IL has pre-positioned twenty-five mobile decontamination vehicles around the state and more than likely there is one near you?

These specifically outfitted decontamination trucks support local units of government to allow fire departments to provide expedient mass decontamination of victims and personnel at the scene of a hazardous materials or weapons of mass destruction incident. Twenty-five identical units are deployed throughout Illinois. The units are equipped with shower and hygiene facilities capable of handling both ambulatory and non-ambulatory victims. Each is supplied with materials to process 200 initial victims. The units are also equipped with outside awnings and misting nozzles for cooling. In addition to being used for hazmat incidents, units can also be paired with MABAS shelter systems for use as shower facilities by deployed personnel.

Decon units are located in the following Divisions:

1, 3, 4, 6, 8, 12, 15, 17, 19, 20, 21, 22,  
24, 28, 31, 32, 36, 43, 44, 45, 46, 47, 48, 54, 55

**If you have questions or need additional information, contact MABAS-IL or your MABAS Operation Branch Chief**







## Fall 2017

### Fire Service Information Sharing and Analysis (FSISA)

During the October Executive Board meeting, the Fire Service Information Sharing and Analysis policy was approved. So what is the FSISA? This effort takes the existing Fire service Intelligence Liaison Officer (FILO) program to the next level. You are likely familiar with the FILO program which started in April of 2010 with Chief Brian Wilson as the first MABAS-IL FILO Chief.

The FILO program is not going away, with the enhancements of FSISA it's getting better. FSISA continues to provide structure for the program including: Member application and approval process; Training requirements; Conditions of participation including - Expected Outcomes, Separation and more.

The question of "So What" is often asked about FILO/FSISA. Three key elements can be critical for you and your department that answer the "So What" question. FSISA provides:

#### Situational Awareness-

The ability to identify, process and comprehend the critical elements of information relating what is happening to you and your immediate environment.

#### Disaster Intelligence-

While not universally defined, Disaster Intelligence promotes the concept of sharing raw data associated with evolving events that are of such magnitude, or so dynamic, that the event is or has the potential to overwhelm a jurisdiction's ability to respond to and/or recover. This information can be critical in supporting risk based decision making efforts at the tactical and strategic levels from local agencies through Federal intervention.

#### Advanced Planning Preparedness

Serves as the preparedness "need to know" in order to plan for specific known situations and/or possible/potential/probable events where members may be exposed to risk. This information may be of particular value addressing gaps that may exist in support of existing departmental guidance like Emergency Operations plans, SOPs and/or SOG's.

The FSISA program supports the fire service and its affiliated representatives in the information sharing environment. Specifically the program:

- Provides situational awareness and advanced planning preparedness to Information Receivers (IR) to Increase Responder Safety
- Strives to have two FILO's for each division to serve as the division contact and to assist in training IR's
- Seeks IRs to share un-vetted Disaster Intelligence with collaborative partners (like the STIC) in order to improve the common operating picture
- Shares information from all sources as appropriate with public safety, Non-Governmental Organizations (NGO) and private sector partners

The FSISA program in turn shares information with you/your department/your division that:

- May be sensitive but not classified
- Is open source information
- Includes collected field reports which may not be vetted

Regardless of the source of information, proper handling of information in this program is a serious issue.

If you feel that you would like to improve your situational awareness, support your department and division or want to share your information, contact us for further details on how you can be involved in the FSISA program.



#### For more information contact:

Raymond Kay  
Homeland Security  
Branch Chief—Cook County  
Cell: 708-603-1342  
Kay@mabas-il.org

Johnathon Pahalke  
Fire Service intelligence  
Branch Chief  
Cell: 217-994-315  
pahalke@mabas-il.org

# Mark your calendar

## Welcome to the 2018

MABAS-Illinois Training Summit

February 5-9, 2018

Executive Board Meeting

February 7<sup>th</sup>. @ 1:00

Marriott Hotel

Bloomington-Normal, Illinois