

“  
Got Your  
  
Back Talk”

**MABAS Illinois**



VOLUME 20.4

IN THIS ISSUE

# From the President

By: Chief Don Davids

Greetings to all MABAS Members,

As fall approaches, I can't help but wonder how the remainder of the year will play out. One thing that is certain is many of you will be needed to assist your own community and your neighbors in one way or another. Covid-19 is still causing challenges in both the fire service and day-to-day activities, and while most of us have adapted, I am pretty sure we are all ready to get back to whatever normal will turn out to be.

MABAS is still working closely with IEMA and IDPH on what is needed to clean and sanitize the Western Shelter tent systems. If you have questions about those processes, please contact your MABAS branch chief. We have been servicing and inspecting as many of the items used as possible, but if we miss any equipment, please let us know. We never anticipated equipment being deployed long-term the way it has been this year, 218 days and counting. So far the tents and HVAC units are holding up well. We have been, and continue to, replace damaged items as we are made aware of them.

Staff is working through the planning process for the annual MABAS training

summits for Chiefs and Dispatchers that we hope to hold in February 2021 in Bloomington. There is enough uncertainty with the direction that Covid-19 is going that we may need to postpone or reschedule that event. We will make that decision in the near future and make sure it is communicated well to all members.

MABAS staff have been assisting the Office of the State Fire Marshal with the distribution of the preliminary decontamination equipment project and we recently surpassed 50% completion. If you have not received the equipment for that project, please contact your MABAS Branch Operations Chief. The disinfectant decontamination sprayer project is provided by a grant through the MABAS Foundation which is sponsored by the Union Pacific Railroad. MABAS was also the site for IEMA distribution of the 2020 ERG books for the Cook County and Northern Illinois divisions.

The June and October MABAS meetings were held October 14 at the MABAS Readiness Center and two remote sites, IFSI in Champaign and Southern Illinois Airport in Carbondale.

The remote sites worked well and I would like to thank everyone that attended.

Prepare for winter	2
Message from CEO	3
Incident Reporting	3
Prevent the Flu	5
MABAS Inventory	6
Haz Mat team map	7
IL TF 1 Info	8
MABAS Division Map	11
IL WR 1 Training	12
Decon Truck location map	13
IL TF 1 Info	14
New clothing vendor	15
Stop the Bleed	16
MABAS Foundation	17

Our next executive board meeting will be in February. Scheduling of that meeting will be determined by the status of the summit and will be communicated in early 2021.

Please stay safe, wear a mask when appropriate, and wash your hands.

Respectfully,

Don Davids  
President, MABAS-IL  
davids@mabas-il.org

# How To Prepare For Winter Weather And Extreme Cold

By: Andy Campbell

Frigid temperatures and brutal weather conditions are set to sweep through the Midwest and Northeast this week and next as a polar vortex in the Arctic Circle threatens to drop temperatures even further in what has already been a record-breaking deep freeze for some parts of the United States.

In the coming days, temperatures will be below zero “continuously for 48-72 hours” in some parts of the Midwest, according to AccuWeather. Those conditions can cause frostbite in mere minutes, and folks from North Dakota to New York City can expect swift temperature drops as the cold front moves east.

Snow and subzero temperatures can be tough to deal with as they happen. Now is the time to prepare for winter weather, by stocking up on supplies and mitigating emergencies such as frostbite and hypothermia, frozen and busted water pipes, and power outages.

Here are some of the basics of winter weather preparedness:



First, ask yourself, “What would I need if I couldn’t move from this spot for days on end?”

The government suggests having several days’ worth of nonperishable food and water, as well as warm clothing and blankets, in your home, workplace and/or vehicle, or wherever you might get stuck for several days.

The same goes for other primary needs: Have at least a three-day supply of medicine, such as insulin and inhalers; pet food; and any food that might be specific to your family’s dietary needs. Also, keep several days worth of firewood, wood pellets and/or propane in your reserves.

Then you’ll want to think about tools. Emergency communication devices, batteries, chargers, a radio, a shovel, flashlights, matches, long-burning candles and a multi-tool can go a long way. Having a simple kit in your home and your vehicle is a good idea, and if you need help making one, the Federal Emergency Management Agency has got you covered, and we’ve embedded a checklist at the bottom of this post



Water expands when it freezes, so you don’t want it to freeze inside the pipes in or around your home. The American Red Cross has some tips for preventing disaster:

- During extremely cold weather, run water (even just a trickle) on any faucet served by pipes that are exposed to the elements.

- Keep the temperature on your thermostat the same all day and night, and if you’re leaving for an extended period, don’t let it dip below 55 degrees Fahrenheit.
- Open kitchen and bathroom cabinet doors to allow warm air to circulate around pipes (and remember to keep harmful cleaning products out of pets’ and children’s reach).
- Keep garage doors closed if there are water lines in the garage.
- Consider insulating pipes (heat tape and insulating sleeves, but even newspaper works in a pinch) that are exposed.

If the pipes freeze, open your faucets to allow for the expansion of frozen water. If the pipes break, shut off the water control valve in your home. But do not use a blowtorch or a kerosene or propane heater to unfreeze your pipes — that’s a fire hazard.

Which brings up the next point...

## If You Lose Power, Never Heat Your Home With Gas

Do not use an oven, charcoal grill, portable generator or any fuel-burning space heater to heat your home. They can release deadly carbon monoxide gas. FEMA notes that, on average, 430 Americans die of unintentional carbon monoxide poisoning each year.

Instead, use only portable heating equipment that’s approved for indoor use, use it sparingly and keep it away from anything flammable, like drapes. Any space heaters should be plugged directly into the wall, not into a power strip.

*Continued on Page 4*



CEO Glenn Ericksen

## A Message from MABAS-Illinois

By: Chief Glenn Ericksen



Here is hoping this newsletter finds you and your family well and safe during this continuing pandemic. MABAS Divisions and Special Teams are continuing to support local health care, correctional and testing facilities with shelters and generator/light towers. At this point we probably will not be deploying any additional assets but relocating currently deployed ones to areas of greater need. Right now, our logistics staff is busy assessing the repair and replacement needs of all shelters that have been deployed. Replacement parts have been ordered from the manufacturer, but needless to say, they are very busy. The priority is to service all 69 Divisional shelters first.

The pandemic has forced MABAS to go virtual to hold our Executive Board meetings. The October 15th meeting was held at the MABAS Readiness Center along with remote locations in Champaign and Murphysboro. Thanks to all Divisions who attended at one of these sites. By doing this it is hoped that it makes it easier for Divisions to attend by making the viewing site closer to home.

The Firefighter Risk Exposure (Decon Bucket) Project is still available for departments who still wish to participate. We still have close to 1,400 kits available

If you are interested, please log onto the Illinois Fire Service Institute website to view the instructional videos and place an order.

Soon an announcement will be issued calling for nominations for the upcoming election for the MABAS First Vice-President and Secretary positions. The election will be held during the February 2021 MABAS Executive Board meeting. Instructions will be issued in this announcement on how to submit your nomination packet.

Thanks go out to Johnathon Paholke who was the MABAS Intel Specialist at the Illinois STIC who resigned to take another position October 12th. The search is on for Johnathon's replacement and we wish him the best of luck in his future endeavors.

Thanks again to everyone who have been supporting the MABAS mission during these trying times. Stay safe and do not let the virus beat us.

## MABAS Incident Reporting

By: Chief Littlefield

A new way of reporting MABAS box alarms requests has been developed in the past months. Previously using spread sheets sent to MABAS headquarters, our new development is completely electronic.

If you are responsible for reporting within your division, you should have received a username and password. The link for the Incident Reporting can be found on MABAS's web site ([www.mabas-il.org](http://www.mabas-il.org)). On the top banner you will click on

Dispatchers then click on PSAP – Incident Reporting. You will be prompted for your username and password. Within this site you will need to answer several questions based on the box alarm level. The information that we receive is compiled annually for a report that is given to the State of Illinois.

The more accurate the information is the better we can describe the importance of having MABAS as a resource for Illinois Fire Departments.

We will soon be sending out usernames and passwords to all fire departments. This will be used to document when a MABAS asset is used, not just on an emergency call. A few examples would be parades, training, or founders' days for your town.

***If you have any questions, feel free to contact Tim Littlefield 847-403-0511***

# How To Prepare For Winter Weather And Extreme Cold

By: Andy Campbell

*Continued From Page 2*

If you're using a fireplace, make sure your chimney is clear of debris.

Lastly, insulate your home. Hang big blankets over windows and doorways, have everyone stay in a well-insulated room and dress warmly indoors, suggests the New York City Department of Emergency Management.

## Understand Signs of Hypothermia And Frostbite

Signs of hypothermia, according to FEMA:

- Uncontrollable shivering
- Memory loss or disorientation
- Incoherence or slurred speech
- Drowsiness
- Apparent exhaustion
- Signs of frostbite

### Signs of frostbite

- Loss of feeling and a white or pale appearance on limbs and extremities, such as fingers, toes and the tip of the nose.

## Don't Forget Your Pets!



Keep your pets sheltered, preferably inside with you, The Humane Society of the United States suggests. Your daily dog walks are fine as long as the conditions are safe enough but remember that cold saps your pet's energy just like it does yours, and their wet noses, ears and paw pads are susceptible to frostbite. Stockpile food, and if you're worried about outdoor animals, HSUS has tips on how to help them (a plastic tub makes for a quick cat shelter, for instance).

## Consider This Checklist From FEMA:



[https://www.huffpost.com/entry/how-to-prepare-for-extreme-cold-and-winter-weather\\_n\\_5c4f5cc4e4bof43e4109d4a3](https://www.huffpost.com/entry/how-to-prepare-for-extreme-cold-and-winter-weather_n_5c4f5cc4e4bof43e4109d4a3)

Article recommended by Ed Gibis. Ed is responsible for maintaining all apparatus at MABAS readiness Center (MRC) as Logistics Branch

# MABAS is looking to get your department logo!!!

MABAS would like for you to email your department logo to us. We are using department logos for Tier II cards.

Please send your logo to [falco@mabas-il.org](mailto:falco@mabas-il.org)





# Preventive Steps to Prevent the Flu

By: CDC <https://www.cdc.gov/flu/consumer/prevention.htm>

## Take time to get a flu vaccine.

CDC recommends a yearly flu vaccine as the first and most important step in protecting against influenza and its potentially serious complications.

While there are many different flu viruses, flu vaccines protect against the 3 or 4 viruses that research suggests will be most common. Three-component vaccines contain an H3N2, an H1N1 and a B virus. Four component vaccines have an additional B virus component. (See Vaccine Virus Selection for this season's vaccine composition.)

Flu vaccination can reduce flu illnesses, doctors' visits, and missed work and school due to flu, as well as prevent flu-related hospitalizations.

Flu vaccination also has been shown to significantly reduce a child's risk of dying from influenza.

Also, there are data to suggest that even if someone gets sick after vaccination, their illness may be milder.

For the 2018-2019 flu season, CDC and its Advisory Committee on Immunization Practices (ACIP) recommend annual influenza vaccination for everyone 6 months and older with any licensed, age-appropriate flu vaccine (inactivated, recombinant or nasal spray flu vaccines) with no preference expressed for any one vaccine over another. (See Types of Flu Vaccines).

Vaccination of high risk persons is especially important to decrease their risk of severe flu illness.

People at high risk of serious flu complications include young children, pregnant women,

people with chronic health conditions like asthma, diabetes or heart and lung disease and people 65 years and older.

Vaccination also is important for health care workers, and other people who live with or care for high risk people to keep from spreading flu to them.

Infants younger than 6 months are at high risk of serious flu illness, but are too young to be vaccinated. Studies have shown that flu vaccination of the mother during pregnancy can protect the baby after birth from flu infection for several months. People who live with or care for infants should be vaccinated.

## Take everyday preventive actions to stop the spread of germs.

Try to avoid close contact with sick people.

While sick, limit contact with others as much as possible to keep from infecting them.

If you are sick with flu-like illness, CDC recommends that you stay home for at least 24 hours after your fever is gone except to get medical care or for other necessities. (Your fever should be gone for 24 hours without the use of a fever-reducing medicine.)

Cover your nose and mouth with a tissue when you cough or sneeze. After using a tissue, throw it in the trash and wash your hands.

Wash your hands often with soap and water. If soap and water are not available, use an alcohol-based hand rub.

Avoid touching your eyes, nose and mouth. Germs spread this way.

Clean and disinfect surfaces and objects that may be contaminated with germs like flu.

## Take flu antiviral drugs if your doctor prescribes them.

If you get sick with flu, antiviral drugs can be used to treat your illness. Antiviral drugs are different from antibiotics. They are prescription medicines (pills, liquid or an inhaled powder) and are not available over-the-counter.

Antiviral drugs can make illness milder and shorten the time you are sick. They may also prevent serious flu complications.

CDC recommends prompt antiviral treatment of people who are severely ill and people who are at high risk of serious flu complications who develop flu symptoms.

For people with high-risk factors, treatment with an antiviral drug can mean the difference between having a milder illness versus a very serious illness that could result in a hospital stay.

Studies show that flu antiviral drugs work best for treatment when they are started within 48 hours of getting sick, but starting them later can still be helpful, especially if the sick person has a high-risk health condition or is very sick from flu. Follow your doctor's instructions for taking this drug.

Flu-like symptoms include fever, cough, sore throat, runny or stuffy nose, body aches, headache, chills and fatigue. Some people, especially children, may have vomiting and diarrhea. People may also be infected with flu and have respiratory symptoms without a fever.

## MABAS-IL Electronic Inventory Update

Each Division has recently received a message from MABAS-IL CEO Glenn Ericksen regarding the documentation and tracking of their MABAS issued assets. All MABAS issued assets are purchased with Grant Funds which require documentation of use and periodical audits. The audits are used to prove the funds were spent and maintained per the grant agreement, thus the need for an inventory tracking program.

When MABAS started purchasing and accumulating equipment and assets they used a program called Asset Trax. At that time there were no guidelines regulating data entry, standardized inventories and with multiple people entering info for 69 Divisions, 45+ Hazmat Teams, 45+ Technical Rescue Teams, Water Rescue Teams and multiple Decon & Air Trucks, MVU's, MSU's and many other MABAS assets, records were very random. This led to inconsistent data which could put the MABAS program at financial risk. In an attempt to correct these short falls, MABAS has elected to utilize a different



(Salamander) that they already own and use for personnel deployment tags. The Salamander program is internet based so data can be accessed by any computer, tablet or cell phone with the Salamander App. The program has many more features that we are trying to utilize.

A new Inventory policy was established and approved at the Feb 2020 MABAS-IL Executive Board Meeting. The old database was converted to a spreadsheet to allow it to be reviewed, edited and separated per Division. The spreadsheets were then sent to each Division for confirmation of possession and verification of the data.

Each inventory spreadsheet is then adjusted for content and verified a second time.

When verified correct, the data is then uploaded into the Salamander program, an Inventory ID number is generated by the program, a separate "Other ID" is generated by MABAS and QR Code labels printed. The label is applied to each item and a photo taken and linked to the QR code.

At each annual SAV review, the Branch Chief will scan the QR code for proof of inventory. The items can also be scanned to document repairs, status changes and removal from service. The ultimate goal is to be able to track all MABAS equipment from initial quote through final disposal including all of those documents attached.

District Chief Tom Korte  
 Freeport Fire Department  
 MABAS 17 Secretary  
 MABAS 17 TRT Coordinator  
 IL-TF1 Logistics Manager  
[korte@mabas-il.org](mailto:korte@mabas-il.org)  
 815-541-8667

EAGLE ENGRAVING, INC.

# IL MABAS



PRESENTS THE 2020

# CORNER



### CUSTOM EMBROIDERED APPAREL

Trust Eagle Engraving to embroider your logo on top-notch quality shirts, outerwear, and active-wear. Personalization with your name or division is available upon request.



### MABAS IL MERCHANDISE

Proudly display your MABAS IL membership with our wide selection of engraved gifts and accessories. Personalization is also available for these products.

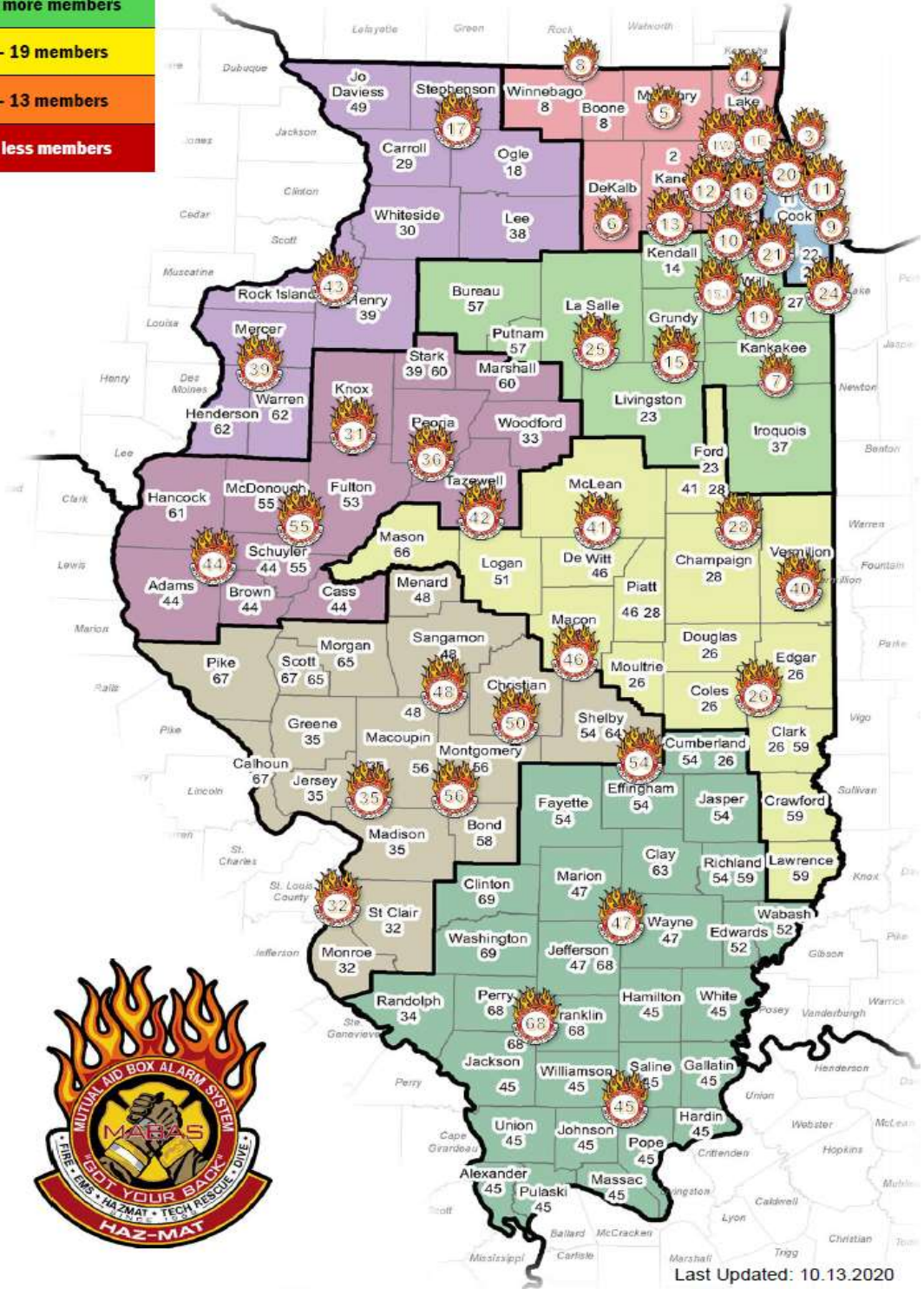
Visit our IL MABAS corner on our website for more exclusive items!



## ILLINOIS MUTUAL AID BOX ALARM SYSTEM Hazardous Material Team Locations

Statewide Deployable	20 or more members
	14 - 19 members
Second Tier Deployable	10 - 13 members
Non-deployable	9 or less members

DIV	Haz-Mat
1	1 - East
	1 - West
3	3
4	4
5	5
6	6
7	7
8	8
9	9
10	10
11	11
12	12
13	13
15	15
	15 - Joliet
16	16
17	17
19	19
20	20
21	21
24	24
25	25
26	26/54
28	28
31	31/55
32	32
35	35
36	36
39	39
40	40
41	41
42	42
43	43
44	44
45	45/68
46	46
47	47
48	48
56	56/50



# Illinois Task Force 1

By Chief Hardin



## M.A.B.A.S. IL – TF 1 Training

Mobilization exercise to Romeoville Southwest Training Academy @ Dwight. Team in-processed at MRC and exercised travel/mobilization plan. On arrival at training facility team conducted wide area search operations including hasty and targeted search with GPS data collection for a simulated WMD event. Search & Rescue squads transitioned to rescue operations conducting raker shores, laced post shores and dirty breaches. Hazmat and medical embedded members into squads and hazmat conducted decon corridor for all members in operational area. Plans assisted with data collection and mobilization and de-mob paperwork. Team exercised de-mobilization and out-processing plan.





# Illinois Task Force 1

By: Chief Hardin

October 10 -11, 2020

IL TF 1 members challenged and successfully completed the SUSAR Type I Live Find Certification. Members of IL TF 1 were joined with Canine handlers from Florida TF 6, Minnesota TF, and Michigan TF.

National Disaster Search Dog Foundation, SUSAR, & FEMA evaluators from Tennessee, New York, Virginia, and California attended the event at the West Chicago Training Facility.

Congratulations to the following members for their hard work and dedication.

Mike McDevitt – Talon

Todd Bassegio – Thor

Geoff Gardiner - Molson

Jon Valentine – Rosco

Mike Vitale-Irie

In addition to the Canine certifications, Search Manager Will Paces started the process of attaining the prestigious Live Find Evaluator Cert with SUSAR National US&R Response System.



# Illinois Task Force 1

By: Chief Hardin

Rescue vehicle, which is a Special Operations Medical Unit (mobile field hospital). Patrick Hardin, MABAS, USAR Operations Branch Chief, was kind enough to bring the vehicle to the training and provide tours before training started. Since the vehicle was so popular, training started at 7:10pm with Dan Martin, CERT Program Coordinator, welcoming everyone in attendance. Dan also welcomed new team members from CERT Class #16 as well as members from Alsip CERT who were in attendance. Dan then introduced Chief Hardin and turned the floor over to him for his presentation on fire safety, hazards and utility controls.



Chief Hardin began by providing an interesting and informative overview of MABAS and the resources that they have available throughout the State of Illinois. Chief Hardin then went into the elements needed for a fire (fire triangle – oxygen, heat, fuel). The fire triangle served as a great segue to the five classes of fires:

**Class A:** Ordinary solid combustibles such as paper, wood, cloth and some plastics.

**Class B:** Flammable liquids such as alcohol, ether, oil, gasoline and grease, which are best extinguished by smothering.

**Class C:** Energized electrical equipment such as computers, motors and appliances.

**Class D:** Certain combustible metals such as magnesium, titanium, sodium, lithium and potassium.

**Class K:** Involve certain cooking oils and greases such as animal and vegetable fats.

Chief Hardin then talked about the types of fire extinguishers (water / foam, carbon dioxide, dry chemical wet chemical, clean agent, dry powder, and water mist), classified as follows:



**Class A:** extinguishers will put out fires in ordinary combustibles such as wood and paper.

**Class B:** extinguishers are for use on flammable liquids like grease, gasoline and oil.

**Class C:** extinguishers are suitable for use only on electrically energized fires.

**Class D:** extinguishers are designed for use on flammable metals.

Multipurpose extinguishers can be used on different types of fires and will be labeled with more than one class, like A-B, B-C or A-B-C.

In addition, Chief Hardin reviewed the acronym P.A.S.S.:

**Pull:** Pull the pin on the extinguisher.

**Sweep:** Sweep the nozzle from side to side (slowly).

In addition to covering P.A.S.S., Chief Hardin went over the proper way to approach and extinguish a fire.

Prior to the training, everyone was sent information about loading the ERG (Emergency Response Guide) 2020 onto their Smart phones in advance of the training. The vast majority of attendees had done just that, which was great since Chief Hardin led several exercises on how to use the app. In addition, five printed copies of the books were passed around for attendees who didn't have a chance to download the app.

Attendees asked great questions through this extremely informative presentation, which concluded at 8:30pm. Special thanks to Chief Hardin for providing this great information as well as for bring out the Special Operations Medical Vehicle. Also, thanks to everyone who attended the training during these challenging times.





MEETING



October 14 Executive Board meeting at MRC.

DID YOU KNOW?

Manistee Fire Department

Manistee — After two years and hundreds of research hours, the Manistee Fire Department was recognized this week by Guinness World Records as having the “oldest continuously manned operating fire station” in the world. Jun 21, 2019

When was firefighting first invented?

First attempts at firefighting can be traced as far back as the 2nd century. It was then that an Egyptian from Alexandria named Ctesibus built a basic hand pump that could squirt a jet of water, but the idea was lost until the fire pump was reinvented about AD 1500.

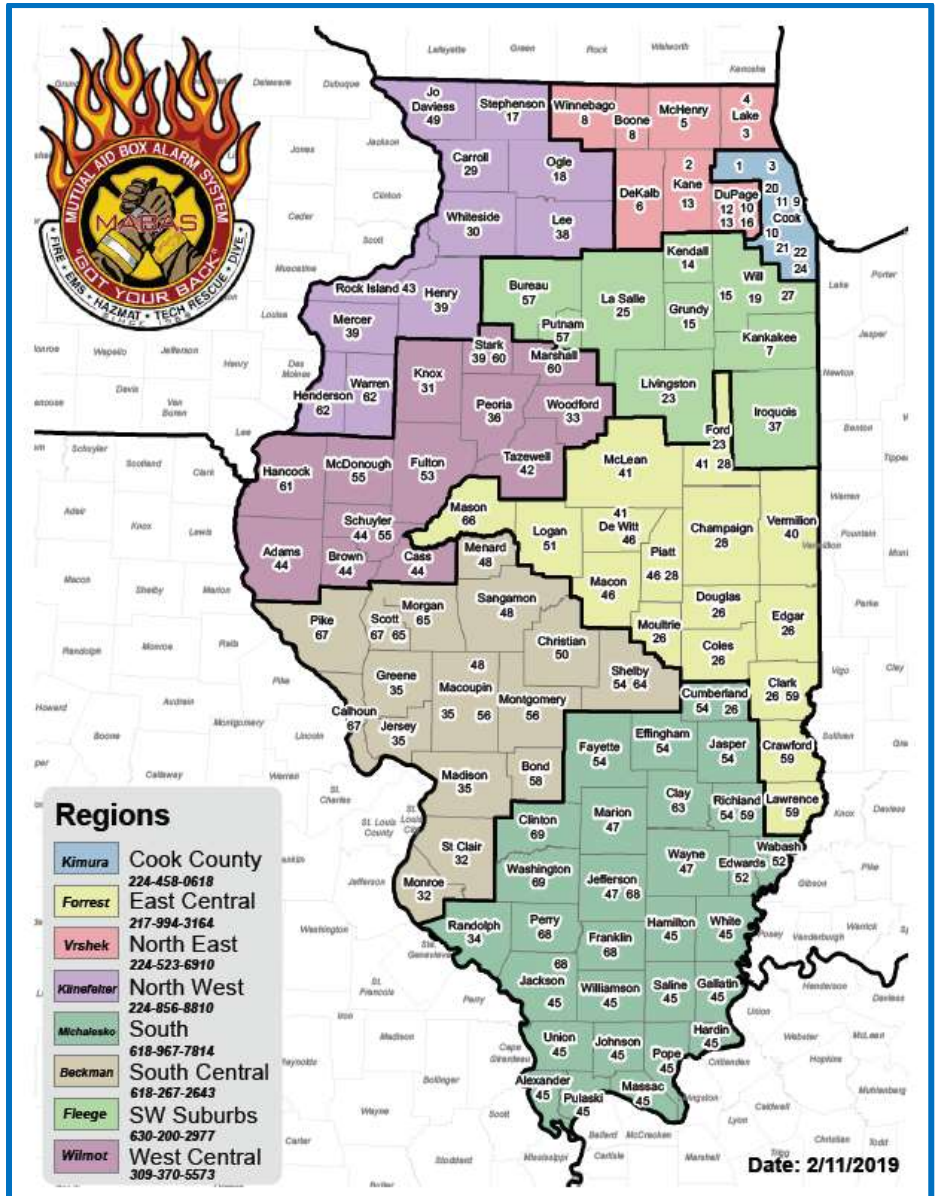
FOR MORE INFORMATION

MABAS, Illinois

847-403-0500



MABAS Division Map  
With Branch Chiefs



Questions/Comments

Has your Department/Division responded to a call or had a big event and you would like MABAS to add it to our newsletter, do you have any questions or comments about our quarterly issue of Back Talk please feel free to e-mail or call. We look forward to suggestions and comments.

E-mail to: [Littlefield@mabas-il.org](mailto:Littlefield@mabas-il.org) Littlefield @ 847-403-0511

Thank you!!!



# MABAS-IL WR-1

By: Chief Kimura



On October 2, 2020, MABAS-IL WR-1 Team conducted a MOBEX in the Vermillion River, Oglesby, IL. This exercise included local fire resources, representatives from UAS (drone) teams from D3, D10 and D24, and MSU-Central. UAS teams assisted Swiftwater teams in searching the Vermillion River for simulated victims and to guide teams to victims. SAR Teams were challenged with limited rivers access once victims were located. Paramedic Medical Specialist accessed patient treatment and extricated multiple victims via boats and UTV. MABAS-IL Operations utilized the ArcGIS mapping platform to document victim locations and area searched. The 16-hour exercise provided many challenges and offered the ability to increase operational effectiveness.




# ILLINOIS MUTUAL AID BOX ALARM SYSTEM

## Decontamination Vehicle Locations





# Illinois Task Force 1



## New Lenox CERT

Congratulations to CERT Class #16 for passing your skills test and completing the Basic Course today! Thank you to Mayor Tim Baldermann for coming out to his 16th consecutive graduation! The Mayor spoke to the class and presented class members with their certificates and backpacks.

Thank you to Patrick Hardin from MABAS who came down on Friday with 20 training mannequins so that each student had their own "personal" mannequin to practice skills on. Patrick also helped in a variety of ways today before taking the mannequins back to his facility.





EAGLE ENGRAVING, INC.

# IL MABAS



PRESENTS THE 2020

# CORNER



## CUSTOM EMBROIDERED APPAREL

Trust Eagle Engraving to embroider your logo on top-notch quality shirts, outerwear, and active-wear. Personalization with your name or division is available upon request.



## MABAS IL MERCHANDISE

Proudly display your MABAS IL membership with our wide selection of engraved gifts and accessories. Personalization is also available for these products.

QUESTIONS? [service@eagle-engraving.com](mailto:service@eagle-engraving.com) | 630-377-1056 | [eagle-engraving.com](http://eagle-engraving.com)

## MABAS-IL WR-1

By: Chief Kimura

On October 2, 2020, MABAS-IL WR-1 Team conducted a MOBEX in the Vermillion River, Oglesby, IL.



# STOP THE BLEED INITIATIVE



## Illinois Stop the Bleed Initiative

The ILEAS website (<https://www.ileas.org/stop-bleed>) contains information on the Stop the Bleed initiative including:

- Information on how schools can obtain additional Stop the Bleed Kits
- Instructional video about the Stop the Bleed program and Bleeding Control Kit

Fire Agencies can contact MABAS Deputy Operations Section Chief Kevin Lyne at [lyne@mabas-il.org](mailto:lyne@mabas-il.org) with any questions.



Contents of BASIC Individual Bleeding Control Kit





# MABAS Foundation

## Partners



Each month on 'Inside Darley' Paul Darley highlights industry trends, new products, best practices, thought leadership and more. The videos typically last about 4 minutes and are supplemented with insightful articles and resources. We invite the MABAS community to watch our October series here and if you want even more content, we hope you'll subscribe.

The latest video can be found here <https://darley.com/about/entry/inside-darley-october-2020>

People can sign up for newsletters here: <https://darley.com/about/newsletter-signup>



Founded in 1990, Air One Equipment, Inc. is a family owned and operated full-line fire and safety equipment distributor. Our sales and service staff work out of a modern 8,000 square foot facility located in South Elgin, Illinois. Our second location is operated out of a 3,500 square foot facility in Menomonee Falls, WI. In both locations, we have a warehouse full of best in class products available for our first responders.

At Air One Equipment, Inc., "You know us by the company we keep". We offer our customers quality equipment at competitive prices from the leading manufacturers in the industry.

We pride ourselves in continuing to provide exceptional service after sale, both on the products we sell and the way we treat our customers. With over 400 years of combined experience in the fire service industry, our sales consultants and factory trained service staff are able to assist you in choosing and maintaining the equipment you need to safely perform your job. Contact "The House That Service Built!" to see how we can serve you in the future. 888-247-1204



Union Pacific Railroad Company is the principal operating company of Union Pacific Corporation (NYSE: UNP). We are one of America's most recognized companies, with a heritage of building the country and a vision to keep doing so.

Our rail network connects 23 states in the western two-thirds of the country, providing a critical link in the global supply chain. Over the last 10 years, from 2009 to 2018, Union Pacific invested \$34 billion in our network and operations, supporting America's transportation infrastructure and enabling economic growth.

MABAS ILLINOIS  
233 W. HINTZ RD  
WHEELING, IL 60090  
847-403-0525

[WWW.MABASFOUNDATION-IL.ORG](http://WWW.MABASFOUNDATION-IL.ORG)