

AREA SCHEDULE

WDQR 2021 Area Requirements

2 Person 1 Bed Walk-up:	53.0m ²
GF Flat	50.1m ²
FF Flat	58.4m ²
Averaged GIA:	54.3m²

WDQR 2021 General Storage Requirements

2 Person 1 Bed Walk-Up:	1.5m ²
-------------------------	-------------------

GF

Airing Cupboard (AC)	0.5m ²
Store	1.8m ²
Total:	2.3m²

FF

Airing Cupboard (AC)	0.7m ²
Store	1.0m ²
Total:	1.7m²

PLAN MEP & PLANT PROVISIONS

Information presented indicatively for coordination with all - including manufacturer & model specification - TBC by relevant specialist consultant / subcontractor. All revisions to the plant specification must be reported for coordination.

CONSTRUCTIONS

External walls	413mm
Internal walls	120mm
Intermediate floors	400mm

Constructional thicknesses are indicative only & must be coordinated with fabric requirements for acoustic, fire & thermal performances on a site-by-site basis. All TBC by the constructional preferences of the appointed contractor.

COMMENTARY

Layouts successfully integrate low carbon plant without compromising spatial or storage requirements.

MVHR units & hot water cylinders could be installed above counter height to accommodate additional storage below, pending coordination of heating & ventilation infrastructure. ASHPs could move to blank gable (current party wall) if HT used as detached unit, pending site layout & landscaping.



First Floor Plan



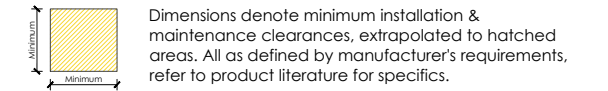
A1

Original sheet size

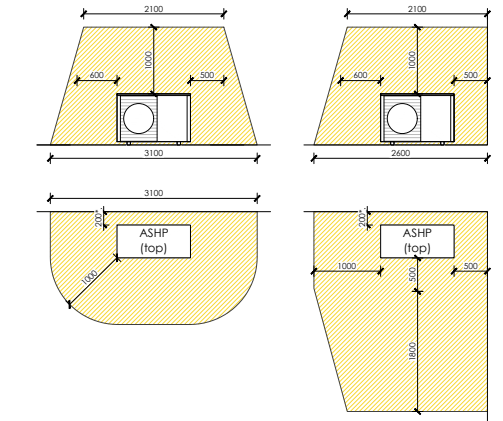
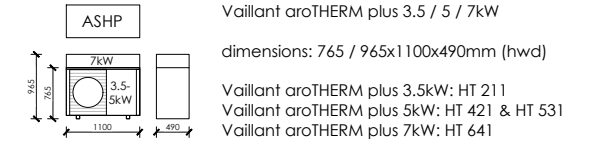
Rev	Date	By	CHK	Description

Note: This Drawing is copyright, its use or reproduction is subject to permission from Spring Design Consultancy Limited. All rights are reserved until invoices are paid in full. Contact SDC regarding terms & conditions. Check printed scale, responsibility is not accepted for reproduction of digital media or measuring from this document. Only figured dimensions to be used for construction. No responsibility will be taken for any design used for construction prior to receipt of relevant approvals. Report doubts/discrepancies to project Architect.

LOW CARBON PLANT

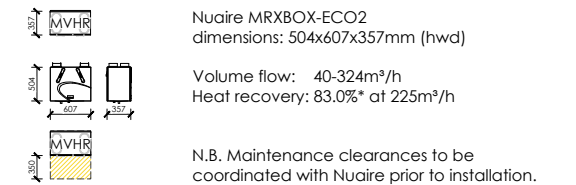


ASHP

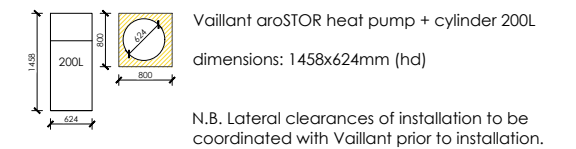


*Clearance for heating only: +50mm if ASHP provides cooling.

MVHR



ASHP + Cylinder HT 211



Note: Information presented indicatively for coordination with all - including manufacturer & model specification - TBC by relevant specialist consultant / subcontractor. All revisions to the plant specification must be reported for coordination.

Client:	Project:	Drawing Title:
Bluefield Land	Cwmgors Ammanford	HT 211 Floor Plans FF
Drawing Status:	Date:	Drawn By/Checked/ Director:
CONCEPT DESIGN	Jan 2024	Scale: 1:50@A1
Job No:	Drawing No.	Rev.
2625	211(02)201	
Unit 2, Chapel Barns Merthyr Mawr Bridgend CF32 0LS t: 01656 656267 e: mail@spring-consultancy.co.uk		

