Original Drawing Size A1

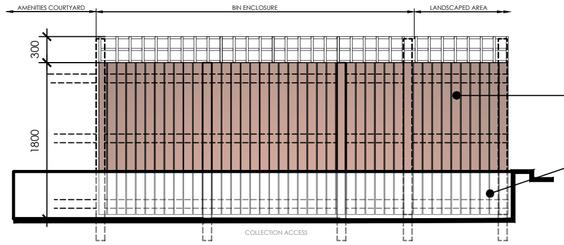

1800MM HIGH TREATED CLOSE BOARDED FENCING

RETAINING WALL

ELEVATION 2

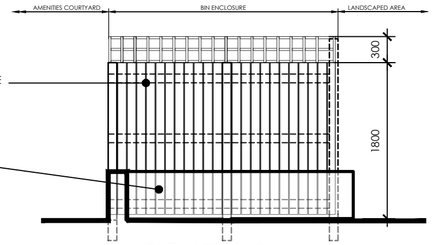

ELEVATION 3

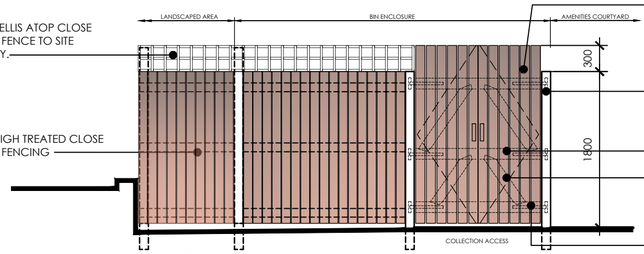

300MM TRELLIS ATOP CLOSE BOARDED FENCE TO SITE BOUNDARY.

1800MM HIGH TREATED CLOSE BOARDED FENCING

TREATED LEDGED AND BRACED TIMBER GATES, WITH SECURE HASP AND STAPLE LOCKING MECHANISM. DOOR EQUIPPED WITH FURNITURE IN ACCORDACNE WITH 6.4 OF BS8300:2009

125X125MM CONCRETE POSTS

125X38MM TREATED TOP, MIDDLE & BOTTOM LEDGES.

125X38MM TREATED DIAGONAL BRACING.

GROUND LEVEL

1.5 PAIRS 400M T HINGES.

ELEVATION 1

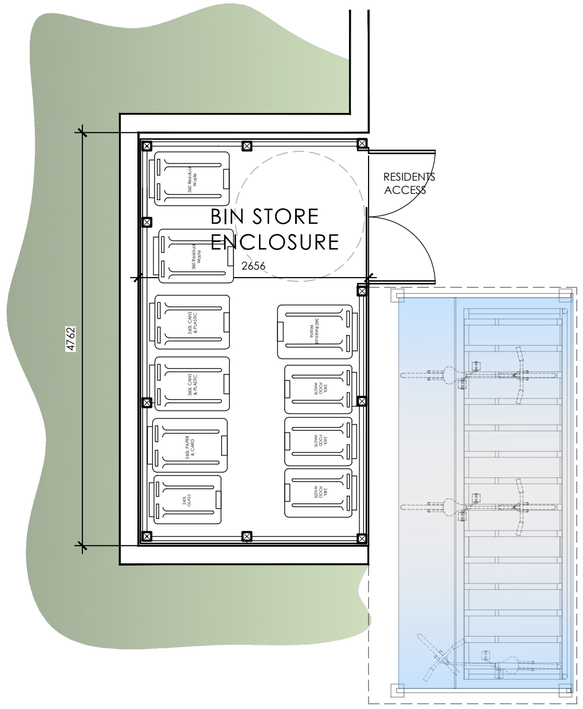

PLAN LAYOUT_1:50

NOTE:
THIS BIN STORE HAS BEEN DESIGNED TO ACCOMMODATE THE COUNCIL'S GENERAL AND RECYCLABLE WASTE CONTAINERS (6 DWELLINGS IN TOTAL) WHICH INCLUDES:

- 3 x 360L RESIDUAL WASTE WHEELIE BIN
- 2 x 360L WHEELIE BIN FOR CANS / PLASTIC
- 1 x 360L WHEELIE BIN FOR PAPER / CARD
- 1 x 240L WHEELIE BIN FOR GLASS
- 3 x 240L WHEELIE BIN FOR FOOD WASTE

BIN STORE NOTES

DOOR - DOOR MUST BE OPERATED WITH ONE HAND, WITHOUT THE NEED TO GRASP OR TWIST. DOOR OPENING FURNITURE TO BE IN ACCORDANCE WITH SECTION 6.5.1 OF BS8300:2009.

SIGN - VISUAL SIGNS MUST BE PROVIDED IDENTIFYING DIFFERENT WASTE TYPES, COLLECTION TIMES, ETC. ALL SIGN AND INFORMATION TO BE IN ACCORDANCE WITH SECTION 9.2 OF BS8300:2009.

LIGHTING - SPACE LIGHTING WITH PUSH BUTTON TIME SWITCHES/ PIR SENSORS OR EQUIVALENT TO BE PROVIDED. LIGHTING TO BE IN ACCORDANCE WITH SECTION 9.4 OF BS8300:2009 WITH ADEQUATELY CONTROLLED DEDICATED ENERGY EFFICIENT FITTINGS.

SWITCHES AND SERVICE CONTROL - ANY SWITCHES, SOCKETS OR SERVICE CONTROLS MUST BE LOCATED SO THAT THEY ARE EASILY REACHABLE AND BETWEEN 450MM AND 1200MM FROM THE FLOOR.

TREATED SOFTWOOD FEATHER EDGE INFILL BOARDING EX 150 WIDE TAPERED FROM 20 TO 6MM GALV. NAILED TO OVERLAP.

0 1m 2m 3m

EXTERNAL BINS STORE ENCLOSURE

Scale 1:50

(This drawing to be read in conjunction with approved drawing LT2108.04.01 - Site Layout.)

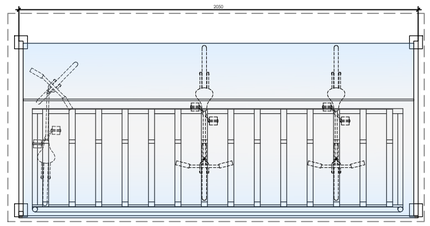

PLAN_1:25

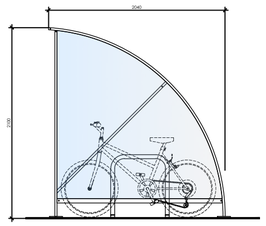

SIDE ELEVATION_1:25

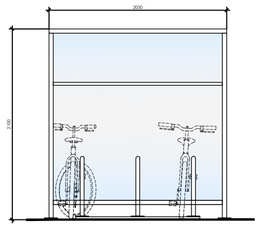

FRONT ELEVATION_1:25

14 CYCLE CAPACITY ECO CYCLE SHELTER AND RACK.
GALVANISED TUBULAR STEEL CONSTRUCTION WITH 3mm CLEAR POLYCARBONATE ROOF AND SIDE PANELS.

0 1m 2m 3m

ISOMETRIC VIEW

This drawing is copyright and owned by Sunder Architects limited, and is for use on this site only unless contractually stated otherwise.

All other design team elements, where indicated, have been imported from the consultant's drawings and reference should be made to the individual consultant's drawings for exact setting out, size and type of component.

Discrepancies and/or ambiguities within this drawing, between it and information given elsewhere, must be reported immediately to the architect for clarification before proceeding.

All works carried out in accordance with the latest British Standards and Codes of Practice unless specifically directed otherwise in the specification.

Responsibility for the reproduction of this drawing in proper form, or if issued in electronic format, lies with the recipient to check that all information has been replicated in full and is correct when compared to the original paper or electronic image. Graphical representations of equipment on this drawing have been co-ordinated, but are approximations only. Please refer to the Specifications and /or Details for actual sizes and/or specific contractor construction information.

Rev	Date	Description	By	Check

SUNDER_ ARCHITECTS
Mob: 07763 102096 Web: www.sunderarchitects.co.uk

Client
Rompney Castle Estates Ltd

Project
Former Rompney Castle
Wentloog Road,
Cardiff.

Drawing Title
Bin store + Bike cover details

Project No.		Issue Purpose.	
LT2108		Planning	
Scale @ A1	Drawn	Checked	Date
1:50	KML	KML	June 21
Drawing No.			Revision
LT2108.04.03			

DO NOT SCALE FROM DRAWING. ALL DIMS TO BE CHECKED ON SITE REPORT OMISSIONS AND DISCREPANCIES TO ARCHITECT IMMEDIATELY.

www.sunderarchitects.co.uk

THE ROMPNEY CASTLE, CARDIFF