

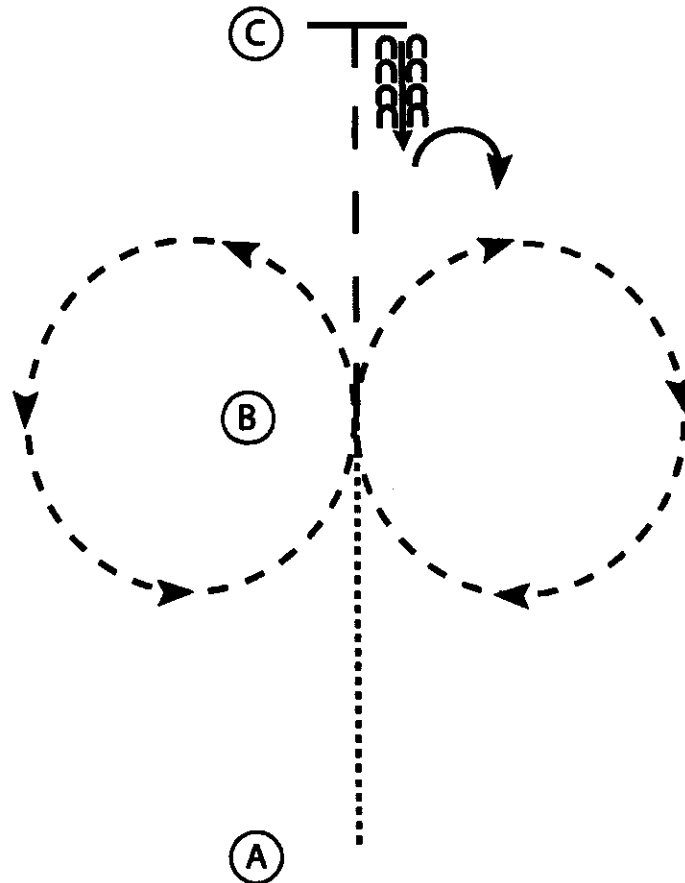
FM Posse

WT English Equitation

Show Date: 08-06-2022

www.HorseShowPatterns.com

www.HorseShowPatterns.com



1. Walk A to B
2. Sitting trot circle to the right
3. Posting trot circle to the left
4. At B extend the trot to C
5. Stop at C and back 4 steps
6. Perform a 90 degree turn to the right

Walk
Trot	-----
Extended Trot	—————
Canter	—————
Leg Yield	
Lead Change	↗↘
Back	⏪⏪⏪
Marker	(B)
Sidepass	→-----→

[HSE/WT-1]

Pattern Provided by:
Sarah Edwards

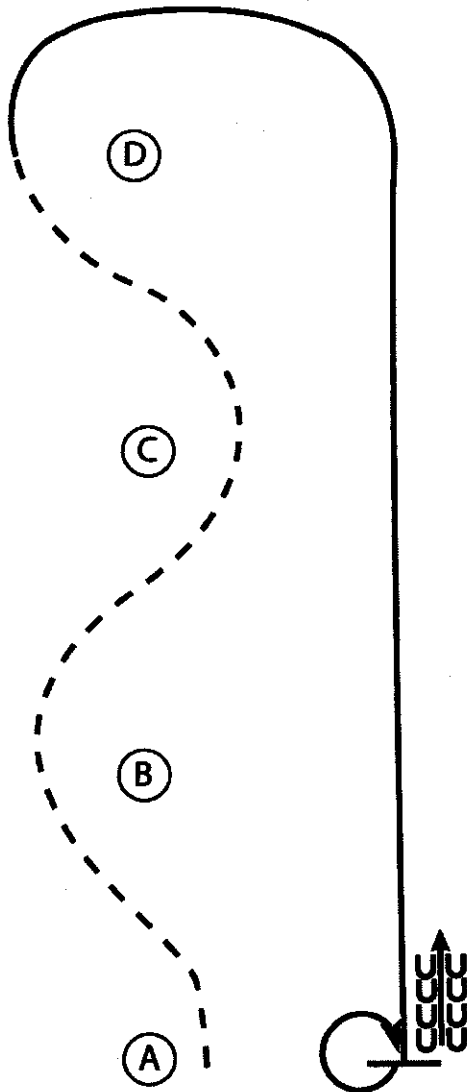
FM Posse

Open English Equitation

Show Date: 08-06-2022

w w w . H o r s e S h o w P a t t e r n s . c o m

w w w . H o r s e S h o w P a t t e r n s . c o m



1. Posting trot around A and B
2. When between B and C perform a sitting trot around C to D
3. At D canter on the right lead around D to A
4. At A stop and perform a 360 degree turn to the right on the hindquarters
5. Back 4 steps

Walk
Trot	- - - - -
Extended Trot	— — — — —
Canter	—————
Leg Yield	
Lead Change	↗ ↘
Back	← ← ← ← ←
Marker	⊙
Sidepass	→ → → → →

[HSE/2-6]

Pattern Provided by:

Sarah Edwards

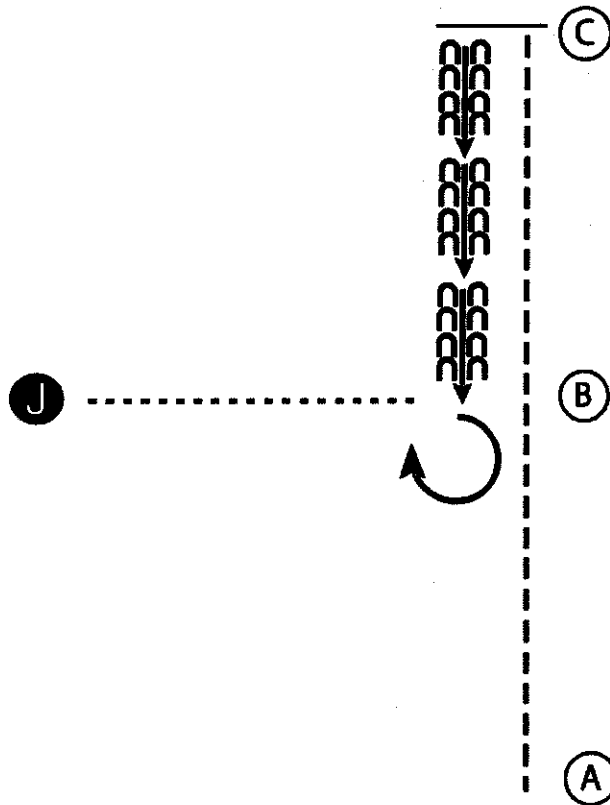
FM Posse

Showmanship (Intro and 12 & under)

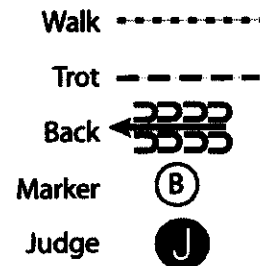
Show Date: 08-06-2022

W W W . H O R S E S H O W P A T T E R N S . C O M

W W W . H O R S E S H O W P A T T E R N S . C O M



1. Trot from A to C.
2. Stop at C.
3. Back to B.
4. Perform a 270 degree turn.
5. Walk to the judge and set up for inspection.
6. When dismissed walk to line-up.



[S/1-3]

Pattern Provided by:

Sarah Edwards

FM Posse

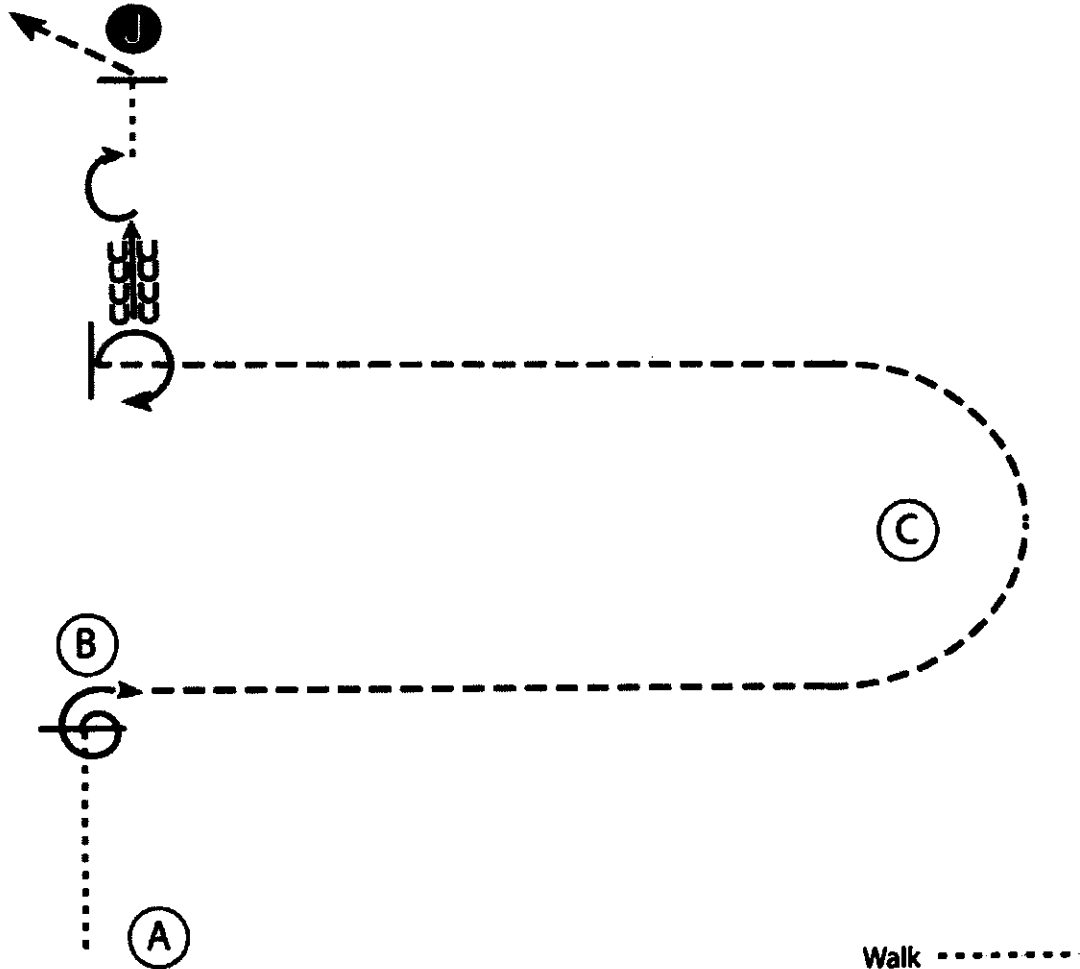
Showmanship

13-18 + 19 dook

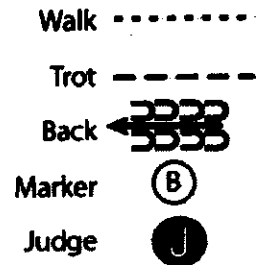
Show Date: 08-06-2022

www.HorseShowPatterns.com

www.HorseShowPatterns.com



1. Walk from A to B. At B stop.
2. Perform a 450 degree turn and trot around C.
3. Stop when even with B. Perform a 270 degree turn and back 5 steps.
4. Perform a 180 degree turn. Walk to the Judge and set up for inspection.
5. When dismissed trot to the line-up.



[S/3-4]

Pattern Provided by:

Sarah Edwards

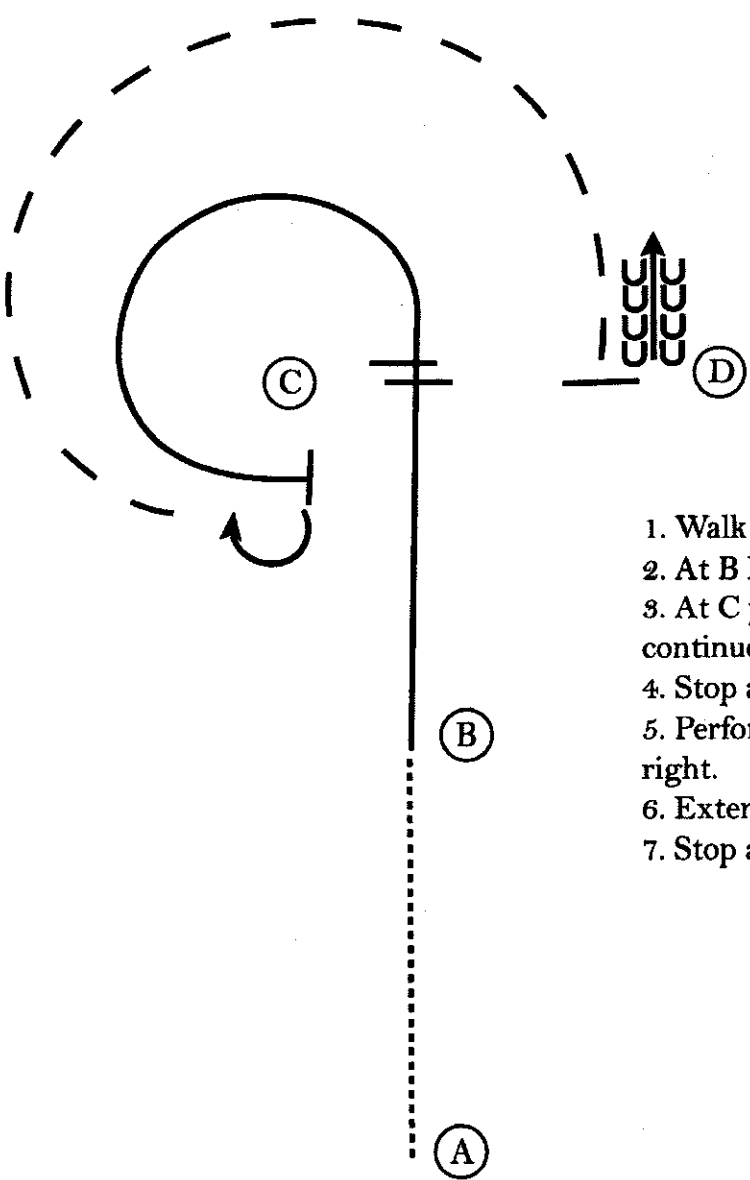
FM Posse

Western Horsemanship

Show Date: 08-06-2022

w w w . H o r s e S h o w P a t t e r n s . c o m

w w w . H o r s e S h o w P a t t e r n s . c o m



1. Walk A to B.
2. At B lope on the right lead to C.
3. At C perform a lead change and continue on the left lead around C.
4. Stop at C.
5. Perform a 180 degree turn to the right.
6. Extend the jog around C.
7. Stop at D and back 4 steps.

Walk
Jog	-----
Extended Jog	—————
Lope	—————
Leg Yield	
Lead Change	↗↘
Back	←←←←
Marker	⊙
Sidepass	→→→→

[WH/2-1]

Pattern Provided by:
Sarah Edwards

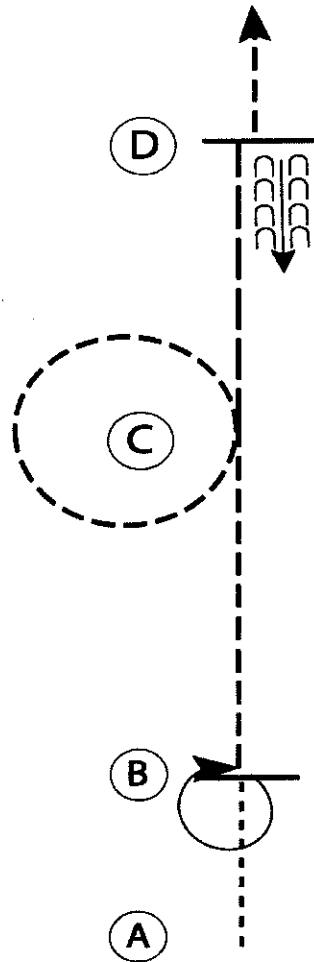
FM Posse

WT Horsemanship 21&22

Show Date: 08-06-2022

W W W . H o r s e S h o w P a t t e r n s . c o m

W W W . H o r s e S h o w P a t t e r n s . c o m



1. Walk from A to B
2. At B stop and perform a 360 degree turn on the hindquarters to the right
3. Jog to C, and jog a circle around C to the left
4. Extend the jog to D
5. At D stop, back five steps, and jog to the line

Walk	-----
Jog	-----
Extended Jog	-----
Lope	-----
Leg Yield	
Lead Change	↘
Back	←←←←←
Marker	⊙ B
Sidepass	←←←←←

[WH/WT-15]

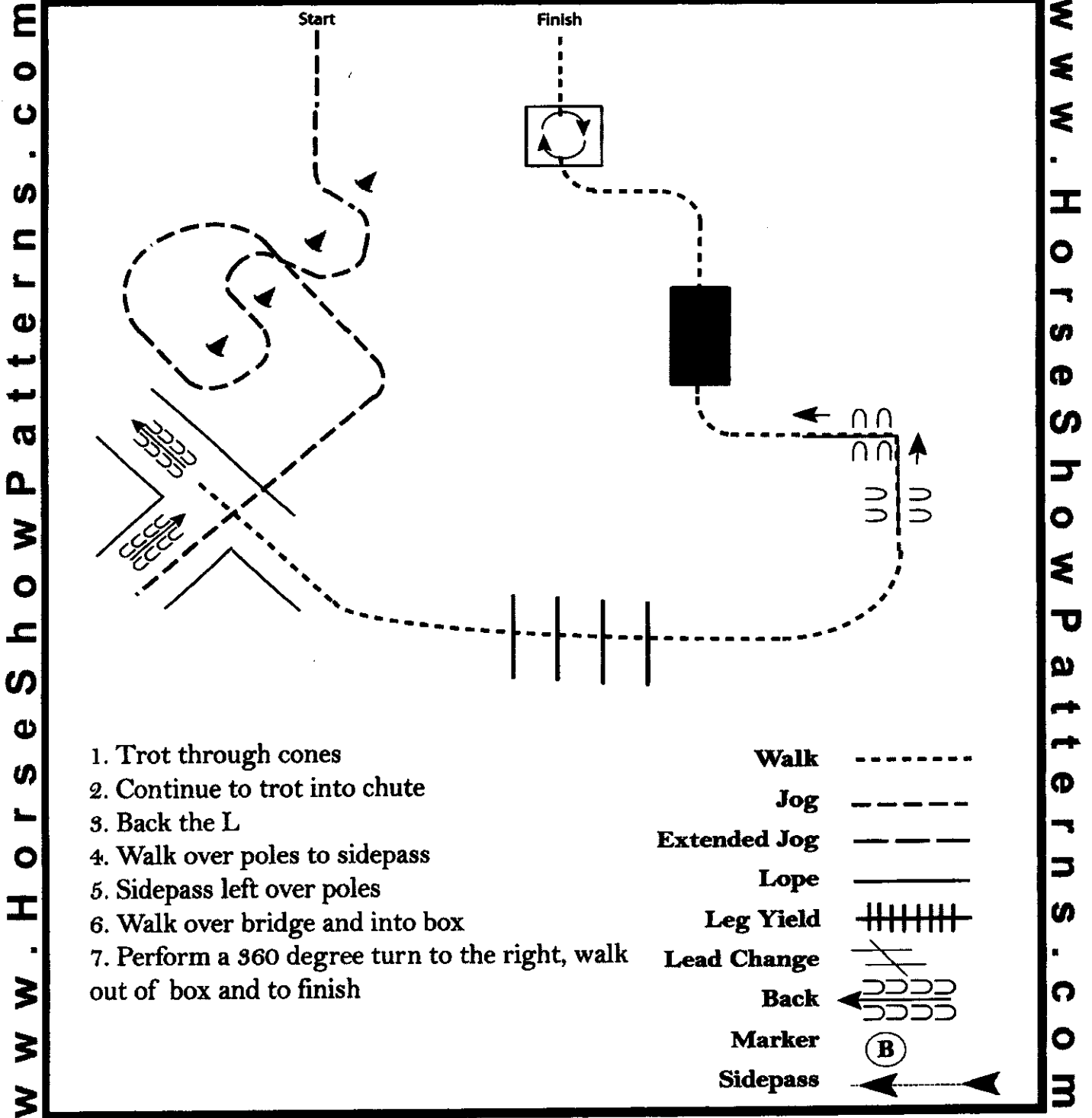
Pattern Provided by:

Sarah Edwards

FM Posse

in Hand trail

Show Date: 08-06-2022



1. Trot through cones
2. Continue to trot into chute
3. Back the L
4. Walk over poles to sidepass
5. Sidepass left over poles
6. Walk over bridge and into box
7. Perform a 360 degree turn to the right, walk out of box and to finish

Walk	-----
Jog	- - - - -
Extended Jog	— — — — —
Lope	— — — — —
Leg Yield	
Lead Change	— / —
Back	← ← ← ← ←
Marker	Ⓟ
Sidepass	← ← ← ← ←

[T/1-3]

Pattern Provided by:

Sarah Edwards

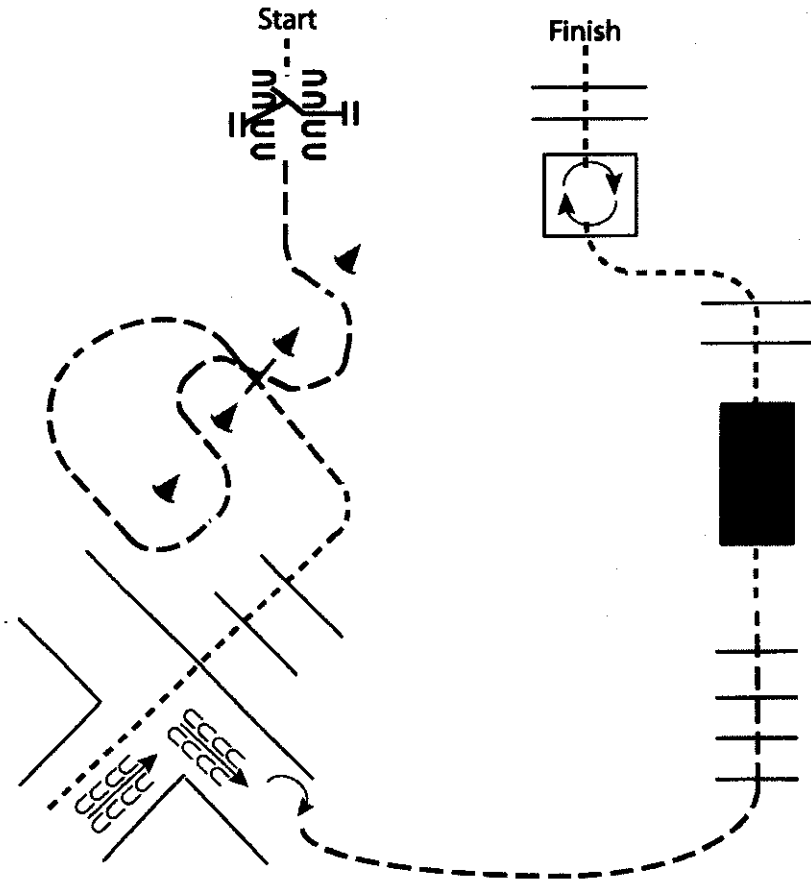
FM Posse

Intro Trail

Show Date: 08-06-2022

www.HorseShowPatterns.com

www.HorseShowPatterns.com



1. Walk to and work gate.
2. Jog through cones.
3. Walk over poles into chute.
4. Back out of chute; turn 180 degrees right.
5. Jog over poles to bridge.
6. Walk over bridge and poles.
7. Walk into box and perform a 360 degree turn to the right.
8. Walk out of box and over poles.

Walk	-----
Jog	- - - - -
Extended Jog	— — — — —
Lope	—————
Leg Yield	
Lead Change	— / —
Back	← ← ← ← ←
Marker	Ⓚ
Sidepass	← ← ← ← ←

[T/WT-2]

Pattern Provided by:
Sarah Edwards

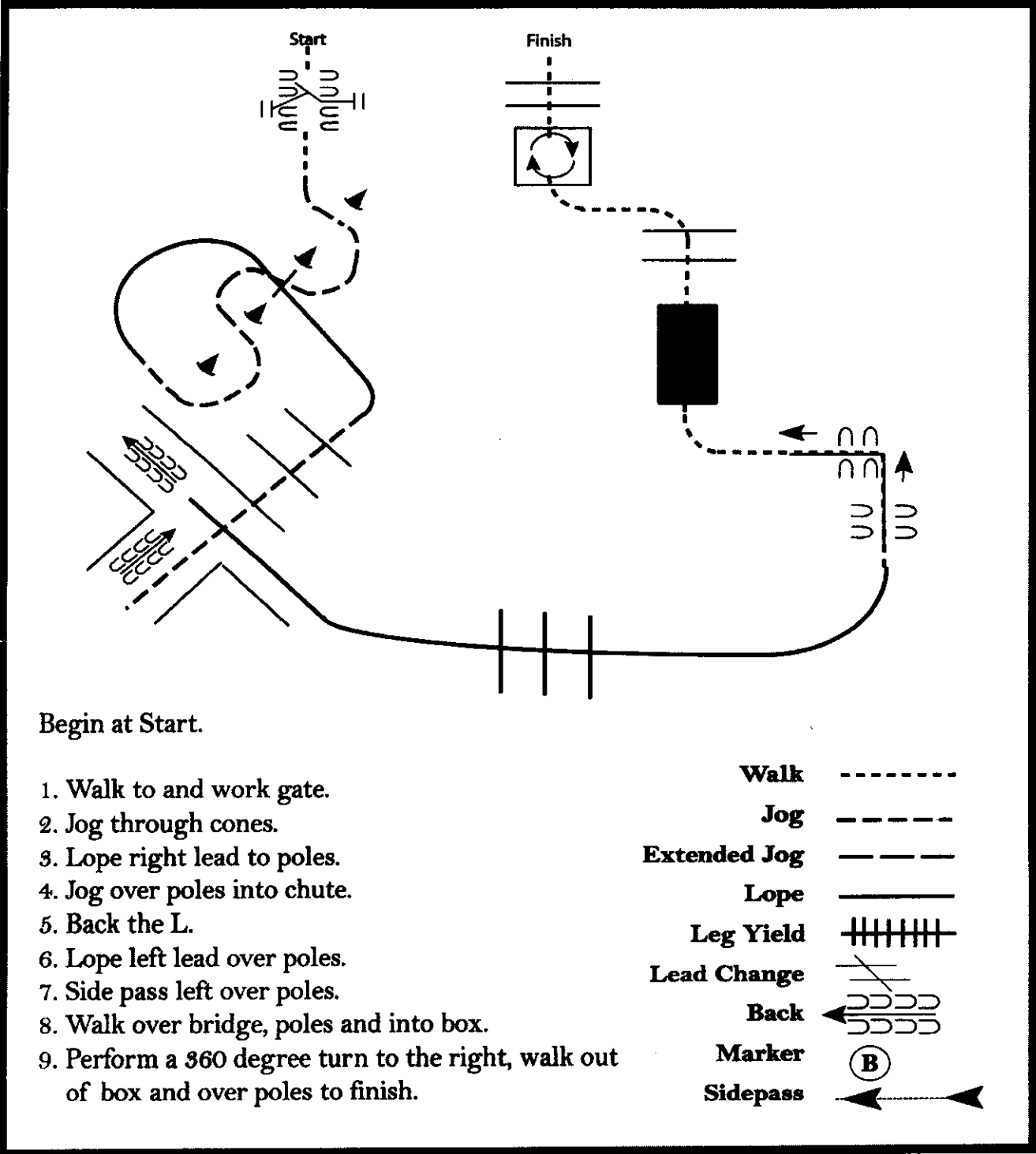
FM Posse

Open Trail

Show Date: 08-06-2022

w w w . H o r s e S h o w P a t t e r n s . c o m

w w w . H o r s e S h o w P a t t e r n s . c o m



Begin at Start.

1. Walk to and work gate.
2. Jog through cones.
3. Lope right lead to poles.
4. Jog over poles into chute.
5. Back the L.
6. Lope left lead over poles.
7. Side pass left over poles.
8. Walk over bridge, poles and into box.
9. Perform a 360 degree turn to the right, walk out of box and over poles to finish.

Walk	-----
Jog	- - - - -
Extended Jog	-----
Lope	=====
Leg Yield	
Lead Change	///
Back	←←←←←
Marker	Ⓚ
Sidepass	←←←←←

[T/2-3]

Pattern Provided by:
Sarah Edwards