

EXPRESS EXHIBITS



PRESENTED BY



**FOSSIL
CRATES**


1	<u>Our Story</u>	19	<u>Functional Morphology - Hind & Forelimb</u>
2	<u>Exhibit Size Guide</u>	21	<u>Photo Op Exhibits</u>
3	<u>Teeth, Claws, & Jaws</u>	22	<u>Stand Alone Exhibits</u>
5	<u>Toothless Terrors</u>	23	<u>Darwin & Dinosaurs</u>
6	<u>Raptor Roundup</u>	24	<u>Madagascar Specimens</u>
7	<u>Jurassic Giants - Niche Partitioning</u>	25	<u>Chinese Specimens</u>
8	<u>Edu-Crates</u>	27	<u>Meet Our Experts</u>
9	<u>Allosaurus Growth Series</u>		
10	<u>Prehistoric Babies</u>		
11	<u>Fantasy Lineup</u>		
12	<u>Versus Lineup</u>		
13	<u>Defensive Strategies</u>		
14	<u>Battle Scars - Pathologies</u>		
15	<u>Mammal Exhibits</u>		
17	<u>Savage Ancient Seas</u>		
18	<u>Whales</u>		

Note: Exhibit size can be expanded or retracted as needed to accommodate any number of display spaces

Table of CONTENTS



Our STORY



We offer ready-to-display exhibits with amazing artwork and the latest in paleontological interpretations. Our exhibits feature “Flex-text,” where we work with you and your team to edit the standard exhibit text to focus on aspects that may be more fitting for the focus or mission of your particular venue and the community you serve.

Prehistoric life, especially dinosaurs, fascinates young and old alike. The diversity of sizes and shapes is never ending and, with animals being named almost weekly, there seems no end of new wonders in sight. Offering a glimpse of the breadth of life’s form and function, paleontology is a science that blends the wonders of the past with the hopes of the future.

Express Exhibits offers a number of turnkey exhibits, from < 10 sq ft to ~1,500 sq ft, that tell engaging stories while saving exhibits personnel the time and effort of filling, or refreshing, often overlooked exhibit spaces.

During the COVID-19 Pandemic of 2020, we founded Fossil Crates as a way to “Bring the Museum Home” by offering affordable, never-before offered, museum-quality casts to dinosaur fans and paleontology enthusiasts of all ages.

When museums began to reopen, as museum professionals at the Rocky Mountain Dinosaur Resource Center and the Arizona Museum of Natural History, we understood the challenges of lengthy closures and the impact to museum budgets. So Express Exhibits was created as an affordable option with small, turn-key exhibits to help museums quickly offer new experiences to a hungry audience.

Our founders include renowned paleontologist Dr. Brian Curtice, clinical psychologist Dr. Cristy Lopez, Mike Triebold and Jacob Jett of Triebold Paleontology Inc, and Meghan Crown and Jake Crown of AZ Crown, a family-owned entrepreneurial-focused investment company.

Engaging. Ready to Display Exhibits!

EXHIBIT SIZES



Nano Exhibits

Under 100 square feet

Perfect for small museums or for filling any empty nooks and crannies.

Prices Start at \$100/month




Micro Exhibits

From 100 to 500 square feet

Larger than our Nano exhibits, but still small enough to fit into tight spaces.

Prices Start at \$240/month



Small Exhibits

From 500 to 2000 square feet

Full Sized Skeletons and exhibits.

Prices Start at \$500/month

Note: Exhibit size can be expanded or retracted as needed to accommodate any number of display spaces

Let's get in touch!

For booking information please contact:

Dr. Brian Curtice

480-280-7132

www.expressexhibits.com

brian@fossilcrates.com

Teeth, Claws & Fans TEETH & JAWS

Explore the world of dinosaur teeth with this touchable exhibit



Sample of available teeth

Guests learn about the different kinds of carnivorous dinosaur teeth via artwork, instructional signage, and QR codes that link to videos discussing each tooth and the dinosaur to which it belongs.


They actually feel the differences with our embedded teeth casts that allow for touch without the concern of breakage. This exhibit is a hit with dinosaur fans of all ages!



Artwork sample



Dromaeosaurus jaw



Jurassic Chompers Exhibit with touchable teeth shelf

Teeth, Claws & Fans CLAWS

Guests learn about different kinds of dinosaur (and a mammal) claws via artwork, instructional signage, and QR codes that link to videos discussing each claw and the dinosaur to which it belongs.

They feel the differences with our embedded claw casts that allow for touch without the concern of breakage. This exhibit is sure to be a hit with dinosaur fans of all ages!

Display: A stand of embedded, touchable dinosaur hand claw casts and a stand of embedded dinosaur toe claw casts.



Anzu Hand

TOOTHLESS TERRORS

Not all dinosaurs had teeth! *Anzu* the “Chicken from Hell” and *Struthiomimus* the “Ostrich Mimic” completely lacked teeth yet possessed powerful arms and massive (for their size) claws. Current hypotheses of what, and how, they ate are discussed.

Display: Skull casts of *Anzu* and *Struthiomimus*, stand with embedded claw casts of *Anzu*, *Struthiomimus*, and *Ornithomimus*, and a touchable oviraptorid egg.



Ornithomimus



Struthiomimus



Anzu



RAPTOR ROUNDUP

This striking exhibit showcases the famous “killing claws” of three of the most popular “raptors:” *Velociraptor*, *Dromaeosaurus*, and *Utahraptor*, the largest known dromaeosaurid. These life-sized foot casts are shown side-by-side to emphasize the size differences between these beloved “raptors.”

Signage and QR codes provide additional information on how the claws were used. The RPR (Raptor Prey Restraint) model, Crampon (literally climbing up the side of a larger animal), and Slasher models of dispatching prey are all discussed.



Optional: Life-size banner of each dinosaur with a giant ruler for a perfect photo op!

Display: Feet casts of *Velociraptor*, *Dromaeosaurus*, and *Utahraptor* (upper right).
Optional Signage (below) and artwork (right).



Niche Partitioning JURASSIC GIANTS

The Late Jurassic Morrison Formation is home to the incredibly large sauropods *Apatosaurus*, *Brachiosaurus*, *Camarasaurus*, and *Diplodocus*. How did these four super giants live side by side? Niche partitioning!

Their neck and tooth shape indicates they fed at different levels in the same ecosystem, potentially standing shoulder to shoulder feeding on the same tree. The display shows the *Brachiosaurus* feeding from the top of a tree, the *Camarasaurus* from the middle, and the *Apatosaurus* and *Diplodocus* from the bottom.

Optional: Dinosaur Dentary touchable configuration allows visitors to touch the jaws of these three majestic herbivores.

Display: Skull casts of three or four Late Jurassic Morrison Formation sauropods mounted on a pole.



Apatosaurus



Brachiosaurus



Camarasaurus



Diplodocus



Hands on Learning EDU-CRATES

Are you looking for manipulables for teaching about dinosaurs, natural history, comparative or functional morphology, or a myriad of other topics?

We offer bespoke Edu-Crates and can accommodate general interest to specialty crate requests. Choose from nearly two dozen teeth, over two dozen hand and toe claws, numerous dentaries, various hand/foot bones, and even skulls.



Edu-Crate casts are ideal for public-facing members of your team.

Docents, park rangers, and naturalists to name a few jobs that would benefit from being able to have the public touch casts of prehistoric animal teeth and claws.

The delight and wonder at touching a cast of a giant T. rex tooth will stay with the participant, and the docent!

Complete ALLOSAURUS GROWTH SERIES



Allosaurus is always a fan favorite. Who doesn't love a bipedal, 30'+ long predator with a mouth full of sharp teeth?

The Cleveland-Lloyd Dinosaur Quarry near Price, Utah has produced over 46 individual *Allosaurus* partial skeletons, from 3' long near-hatchlings to over 30' long adults.

This rich locale produced a growth series of femora that allowed paleontologists to determine the approximate age at death of individuals, and learn how fast they grew.

Delight your visitors with this stunning visual display. Signage and QR codes can focus on histology, ontogenetic growth, shifting diets as the animals aged, or revel in how massive the *Allosaurus* grew as an adult.



PREHISTORIC BABIES

What's cuter than adult dinosaurs? Babies! We explore the world of baby dinosaurs with wonderful art and incredible specimens.

Enjoy comparisons of baby and adult carnivorous *Allosaurus* and herbivorous *Camarasaurus*. Learn how and why dinosaurs were among the fastest-growing vertebrates to ever walk the land.




Fantasy Line-Up WHAT IF?

Who hasn't wondered who would win in a conflict between comparably-sized combatants? This exhibit explores prehistoric weapons and defenses.



Imagine a *Utahraptor* fighting a *Smilodon* over a kill, or an *Allosaurus* trying to take down a *Uintatherium*. This exhibit is purely fun, displaying some of the most popular, or unusual, dinosaurs in a new light.

Utahraptor, the longest and heaviest "raptor" dinosaur yet discovered, is explored. From its discovery, to being forever linked to Jurassic Park, to an 8-ton block that possibly contains a den of *Utahraptors*, learn about this iconic carnivore.



Allosaurus is the quintessential dinosaur, a mouth full (over 70!) of sharp teeth, huge hand claws (some of the largest to ever be wielded by a dinosaur), long legs, and an epic tail that gave it great speed, it has it all! Explore *Allosaurus*, from its confusing fragmentary beginnings in the Bone Wars to being among the best-understood meat-eating dinosaurs with the finding of numerous essentially complete specimens. Examine numerous injuries sustained from the dangerous life of a predator.

One-on-One VERSUS LINEUP



Tyrannosaurus VS Triceratops

Smilodon VS Mammuthus

Allosaurus VS Stegosaurus

We offer over two dozen animal encounters with a carnivore and herbivore in an active pose.

Choose the accompanying signage and artwork emphasis: ecosystems, food webs, comparative and functional anatomy, teeth and horns, or something else! We work with you to create an amazing educational experience.



DEFENSIVE STRATEGIES



How did herbivores survive living alongside some of the most dangerous predators to ever live? For some, being fast and living in herds, like today's zebras, kept them safe. For others, it was pure size. But for the rest? That is what this exhibit explores, with *Stegosaurus* plates and tail spikes, *Ankylosaurus* osteoderms, and *Triceratops* horns and frills.



The exhibit takes 3 of the most popular herbivores of all time and discusses how they managed to survive with artwork, signage, specimens, and QR codes to more nuanced content.




Pathologies BATTLE SCARS

Life without medical care is difficult and these carefully selected specimens reflect the violent life dinosaurs lived. *Stegosaurus* is shown with a plate that has a partial bite from an *Allosaurus* taken out of it.

Allosaurus is shown with a tail bone impaled by a *Stegosaurus* tail spike and a severely infected toe bone. Fused *Allosaurus* tail bones show the resilience of animals for, even with a broken tail, the bones fused and the animal continued living for years.

This exhibit is a fan favorite, especially the *Stegosaurus* spike impaling the *Allosaurus* tail bone. The risks predators took every time they attacked prey can be discussed, as can the resilience of organisms in the face of severe injury and infection.



Tail Bones Fused



Toe Bone

Magnificent MAMMALS



Our mammal exhibits are mounted in dynamic, interactive poses with signage and artwork can be customized to tell whatever story you would like.

We also offer an amazing mammalian carnivore skull display, including *Smilodon*, a male and female *Ursus speleus*, *Hoplophoneus*, *Patriofelis* and more! These skulls showcase the differing groups of Cenozoic mammalian carnivores.



Express Exhibits knows everyone loves the saber-toothed cat *Smilodon*, and mammoths and mastodons! But that isn't all we offer: we have amazing toothed whales (*Ankylorhiza*, *Basilosaurus*, *Zygorhiza*), ancestral rhinos (*Trigonias*), deer (*Megaceros*), elephants (*Platybelodon*), camels (*Stenomylus*), horses (*Equus simplicidens*, *Mesohippus*), and extinct giants like *Megacerops* and *Uintatherium*.

EOCENE MAMMALS

These wonderful Eocene mammals highlight the flourishing of mammals but 10 million years after the extinction of the dinosaurs. For the first time mammals began to grow very large, like *Megaceros*, the "Irish Elk."



Awesome cranial adornments appeared across numerous kinds of mammals, like *Megacerops* and *Uintatherium*, none of which left descendants alive today. What were the headgear used for? Why did so many die off at the end of the Eocene, 22 million years later?



Savage

ANCIENT SEAS

Savage Ancient Seas, the world's best Cretaceous marine exhibit features huge fish, giant sea-going lizards, and incredibly long-necked, and giant-headed marine reptiles.



Savage Ancient Seas takes visitors on a journey through the Western Interior Seaway, the shallow inland sea that cut North America in half at the end of the age of the dinosaurs. When Tyrannosaurus rex dominated the landscape, giant fish, mosasaurs, sharks, and marine reptiles played out their own dangerous food web below the waves.



Tales Of WHALES

Looking for a whale-themed exhibit? Skulls of *Ankylorhiza*, *Basilosaurus*, and *Zygorhiza* (skeletons available too) illustrate toothed whale evolution.

This exhibit illustrates the changes in archaeocete (toothed whale) dentition, from an initially complex dentition, a legacy from their terrestrial ancestors, to the simple conical teeth of today.



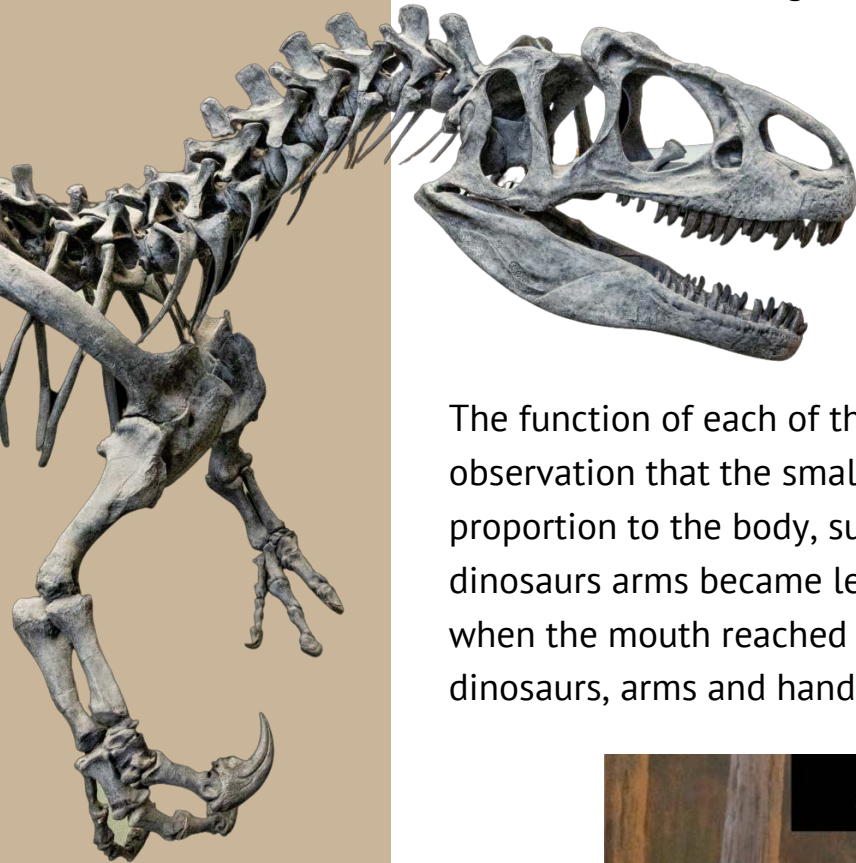
FUNCTIONAL MORPHOLOGY

Meet some of the strangest arms to ever appear on a dinosaur! *Majungasaurus*, whose arms make *Tyrannosaurus rex* look positively gigantic, has 4 fingers and a shoulder blade longer than its entire arm! *T. rex*, with 2 fingers and human-sized arms dangling from a 40' long, 8+ ton body.

Allosaurus, at 30' long and nearly 2 tons, had arms that ended in three fingers, one of which had a massive meat-hook claw.

Dromaeosaurus, the "original raptor", whose long nimble arms ended in wickedly recurved claws.

The function of each of these arms is discussed, with the observation that the smaller the arm the larger the skull in proportion to the body, suggesting that in theropod dinosaurs arms became less important for obtaining prey when the mouth reached a certain size. Yet for other dinosaurs, arms and hand claws are extremely important.



Hindlimbs

The legs of *T. rex*, *Allosaurus*, *Utahraptor*, and *Dromaeosaurus* are compared to one another, highlighting the different strategies meat-eating dinosaurs employed in hunting their prey.

The massive leg, and toe claws, of *T. rex* are contrasted with the legs of the other dinosaurs in the exhibit. Artwork, signage, and QR codes discuss how the legs give paleontologists an idea of what kind of prey these predators were eating.



PHOTO OP EXHIBIT



Who doesn't love comparing themselves to massive dinosaurs?

Our Photo Op exhibits are crowd pleasers that allow guests to take photos next to the exhibit to share on their social media, creating remarkable opportunities for organic social media growth for your organization!

Camarasaurus leg cast mount exhibit: Over 9' tall, this complete *Camarasaurus* leg wows, even more so when guests stand alongside it for a photo op they are certain to share on social media! A giant ruler is included to help highlight the comparison.

Brachiosaurus hand cast and skull sculpt: The largest hand of *Brachiosaurus* ever discovered has *fingers* over 2 ½' tall and over 2' wide! The skull is the largest of any sauropod dinosaur.

Complete STAND ALONE EXHIBIT



Looking to highlight local or regional prehistoric animals?

Do you have a room, or a corner of a room, that would shine highlighting a dinosaur or extinct mammal?


We offer specimens from the small, like *Adalatherium* and *Compsognathus* to the gigantic if you have room to hold a 100' long *Diplodocus* or 30' tall *Brachiosaurus*, and all sizes in between.

We have individual skulls and skeletons of dinosaurs (the classics to the rare), mammals (Ice Age, cetacean, herbivores and carnivores), crocodiles such as *Deinosuchus* and *Gavialosuchus* plus pterosaurs of all sizes and shapes, from *Dimorphodon* to *Quetzalcoatlus*!



DARWIN & DINOSAURS

Darwin & Dinosaurs is a story-based, interactive exhibit that sets the stage before Darwin's famous voyage, follows him around the world as he finds clues indicating life evolves, and concludes with modern discoveries that have proved him right. Fascinating, engaging and, most importantly, educational, D&D lets visitors see the world as Darwin saw it.



In 1859, Darwin published *On the Origin of Species*, in which he argued that all life forms are related through common descent and that different species emerged (and continue to emerge) as a result of natural selection. It is widely considered to be one of the most important books in science.

But he didn't dream it up one day walking in the park. It was the result of what he saw on a five year voyage around the world, studying the plants and animals of South America, the Galápagos Islands, and Australia, followed by years of research and experimentation.

And his perspective and conclusions were only possible in light of then-recent geological and paleontological discoveries.



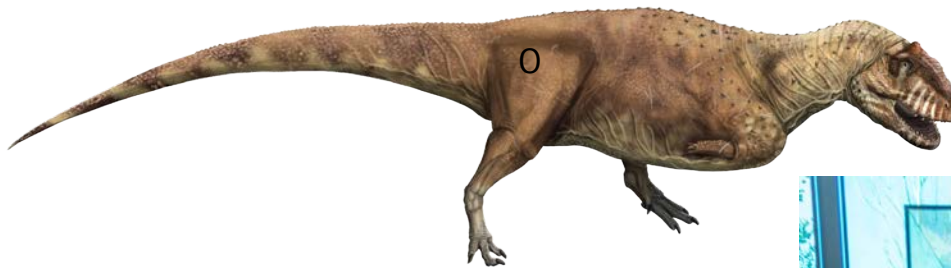
Explore Africa MADAGASCAR



Madagascar's dinosaurs and other prehistoric creatures were just as exotic as they are today!

Our Madagascar exhibit's modularity lets you pick and choose the stories you want to tell!

Mix and match, or display them all! Choose from *Majungasaurus*, the first known cannibal dinosaur, *Masiakasaurus*, with jutting lower jaw teeth, *Beelzebufo*, a frog that ate dinosaurs, *Simosuchus* the herbivorous crocodile, *Adalatherium* the "crazy beast" with a bizarre skull, *Rahonavis*, a transitional animal that asks the question is it a bird or a dinosaur?



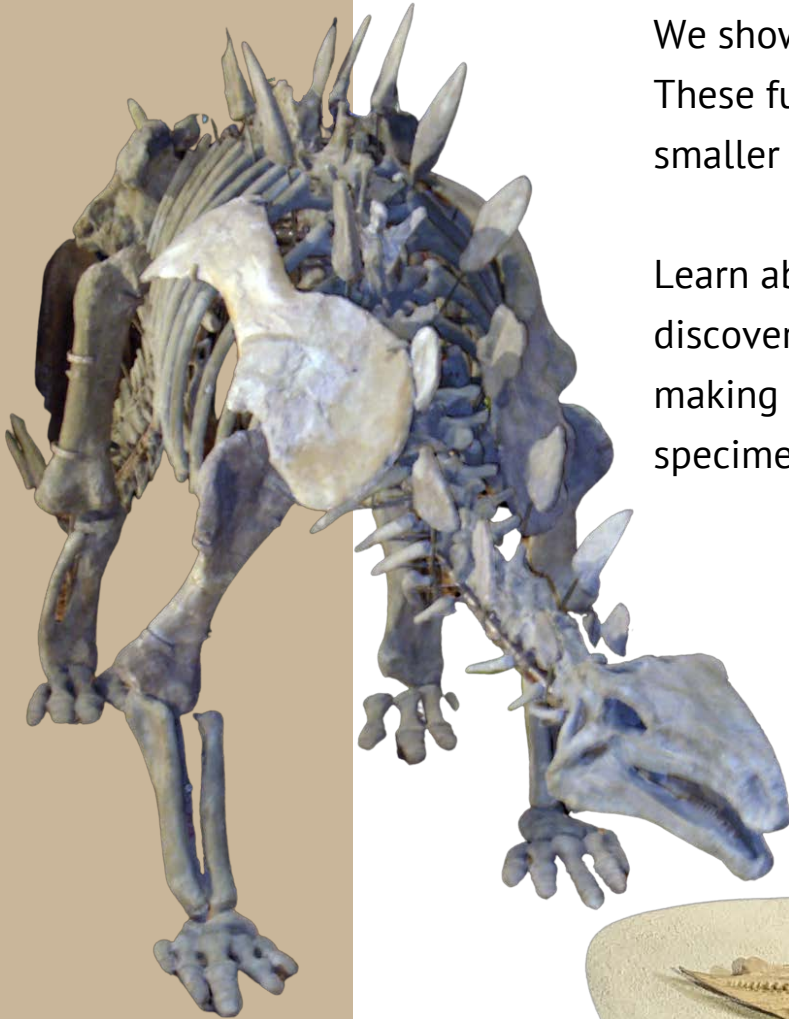
Asian Adventure CHINESE SPECIMENS


Chinese dinosaurs were every bit as diverse as those in North America!

We showcase rare dinosaurs from China.

These fun-sized animals fit wonderfully in smaller halls.


Learn about the history of dinosaur discoveries in China, the mold and cast-making process used to make these specimens.





Feast upon the novelty of the
carnivorous *Monolophosaurus*,
Yangchuanosaurus, *Sinosaurus*, and
Szechuanosaurus.

Marvel at one of the longest necks in
Mamenchisaurus and meet *Stegosaurus*'
close cousin *Huayangosaurus*.



Meet OUR EXPERTS



Dr. Brian Curtice

Dr. BC actively publishes research on dinosaurs and finds great joy in multi-syllabic terminology such as the intricacies of supraprezygapophyseal laminae within the sauropodomorpha... Say that 3 times fast! He is a wonderful presenter to children and adults and is one of the paleontologists that is available to speak with via teleconference.



Jake Crown

Jake is an entrepreneur with a passion for delivering amazing customer experiences powered by technology. Jake has founded or led companies in the Media, Medical Device, and Public Safety industries. Today, Jake serves on the board of the Arizona Museum of Natural History Foundation.



Jacob Jett

Jacob does it all! He discovers, excavates, prepares, molds, casts, and displays the fossils. Though an expert on marine turtles, Jacob has an incredible knowledge of all Mesozoic life. He is an excellent musician, astronomer, and amazing speaker and is available to speak via teleconference to share his tales of adventure in the field and the lab!

EXPRESS EXHIBITS

PRESENTED BY



**FOSSIL
CRATES**

Let's get in touch!

Dr. Brian Curtice

Brian@FossilCrates.com

480-280-7132

www.ExpressExhibits.com

www.FossilCrates.com

@FossilCrates