




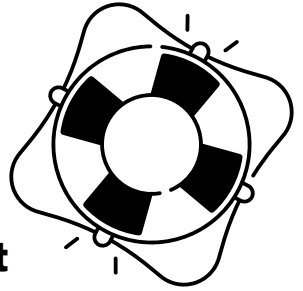

# A Day Out On The


# Water<sup>®</sup>

## Water Safety Coloring Book

By the Horacio León Jr. Water Safety Project

FOUNDER: Jessica C. Leon





**Hi there!**

**The name is Octy & my goal is to teach you about water safety. All the water safety tips we will discuss today will help you & those you care about, stay safe around the water. Rain or shine, water safety saves lives all the time.**



# Water Day Checklist

Sun Protective clothing: Hat, Sandles, Long sleeves

Sunscreen

Cooler with Ice, water and snacks

Umbrella

Towel



First Aid Kit

Life Jacket (Boat, Kayaking, Paddle boarding)

Water toys

**Tip: Pool floats must only be used in the pool and NOT used in open water like the Ocean or Lake, due to the risk of currents.**





# Beach



**We all love the beach but do we know how to stay safe while having fun?**




# POOL

We all enjoy a day by the pool but do we know what to do if someone is in trouble?



We always look for the flags located on each lifeguard station to see if the water is safe to swim in. Do you know what each flag means? Color each flag with me!



# BEACH WARNING FLAGS

BANDERAS DE ADVERTENCIA EN LA PLAYA



**Water Closed to Public**

Agua Cerrada al Público



**High Hazard**

High Surf and/or Strong Currents

Peligro Alto, Resaca Alta y/o Corrientes Fuertes



**Medium Hazard**

Moderate Surf and/or Currents

Peligro Medio, Resaca Moderada y/o Corrientes Fuertes



**Low Hazard**

Calm Conditions, Exercise Caution

Peligro Bajo, Condiciones Calmas, Tenga Cuidado



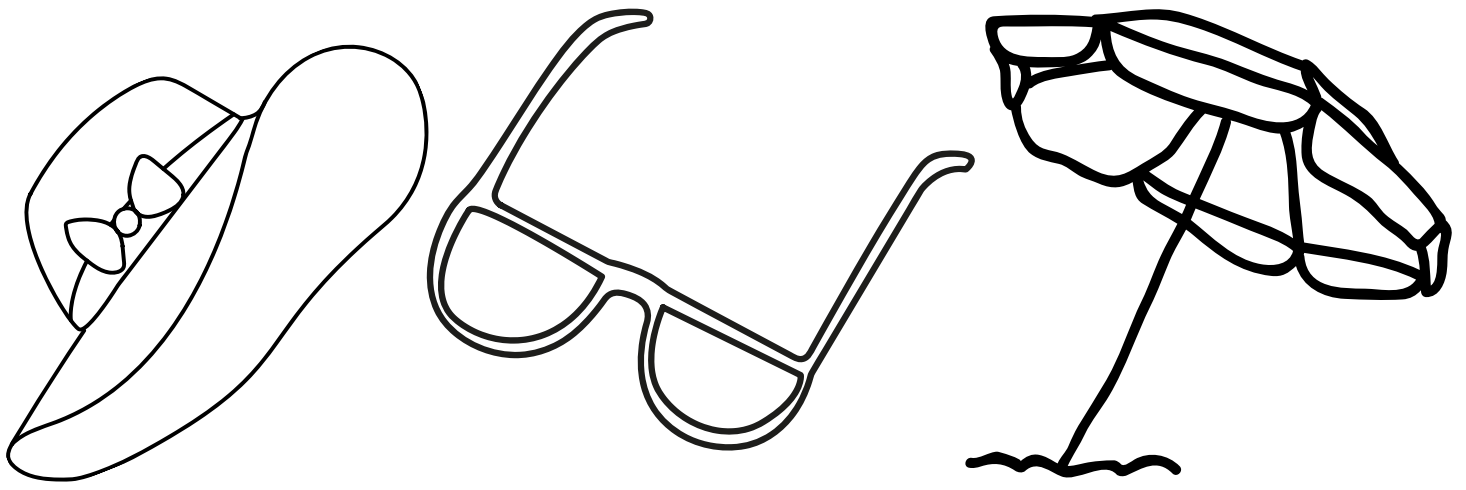
**Dangerous Marine Life**

Vida Marina Peligrosa


Absence of Flags Does Not Assure Safe Waters

La Ausencia de Banderas No Asegura Aguas Seguras





**It can get hot when we are outdoors. Remember to drink water and wear sun protection to prevent a sunburn.**

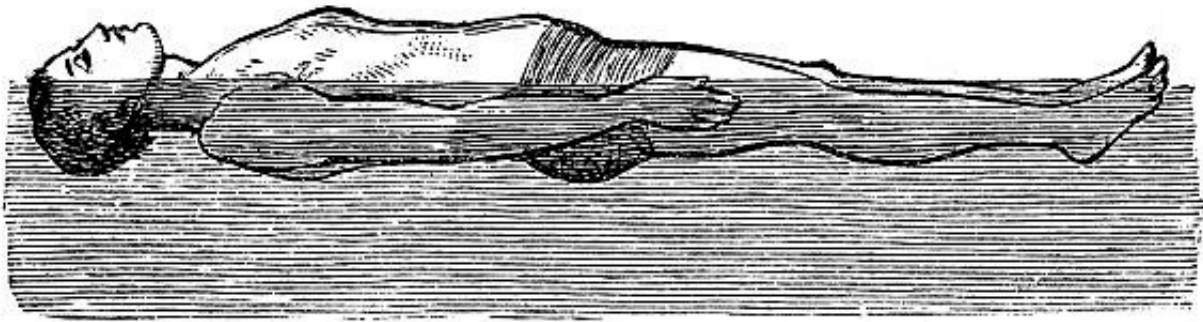


**Swimming is fun & great exercise.**

**Everyone should know how to swim.**


**To learn how to swim, swimming lessons  
with an instructor is best.**








**If you think you are in trouble while in  
the water, do not panic.**

**Think like an otter and float on your back.**





We only swim near a lifeguard!





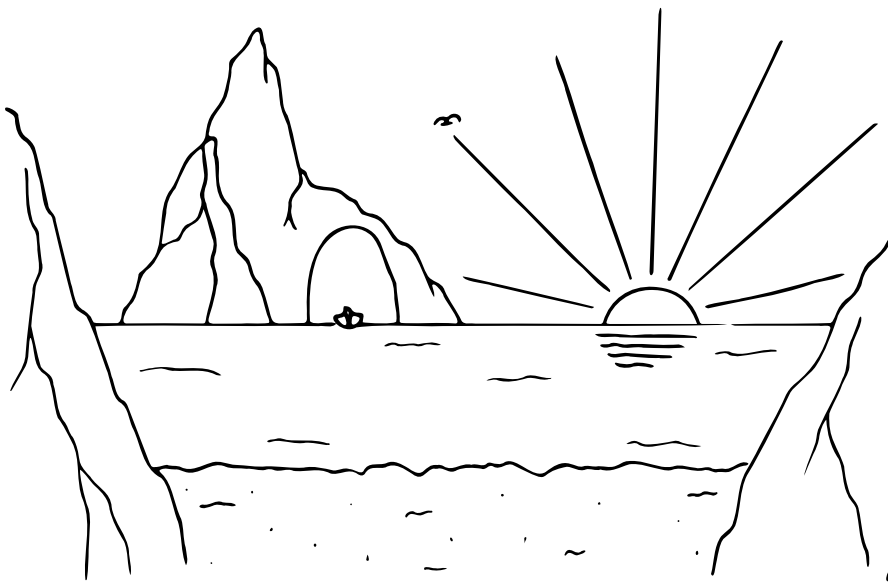
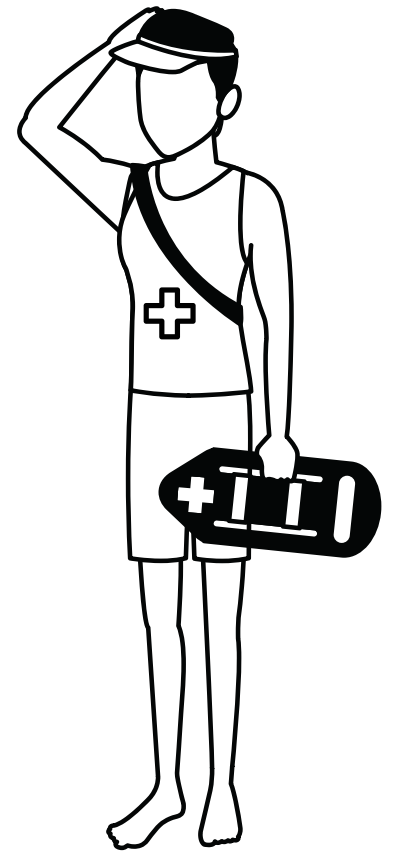
We only swim in "designated swim areas" because we do not know what is down below.

**DANGER**



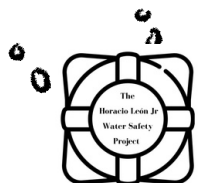

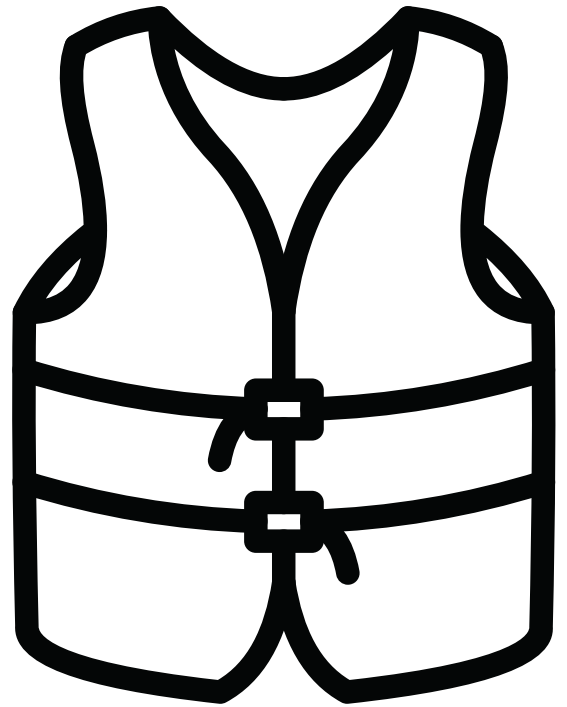
**A "designated swimming area" is a safe place to swim, only when a lifeguard or responsible adult is present and watching over you.**

**We only enter the water when an adult is present and in front of us.**



**Whenever we are on a watercraft,  
we wear our lifejackets.**


**Our lifejackets help us stay afloat  
if we fall into the water.**

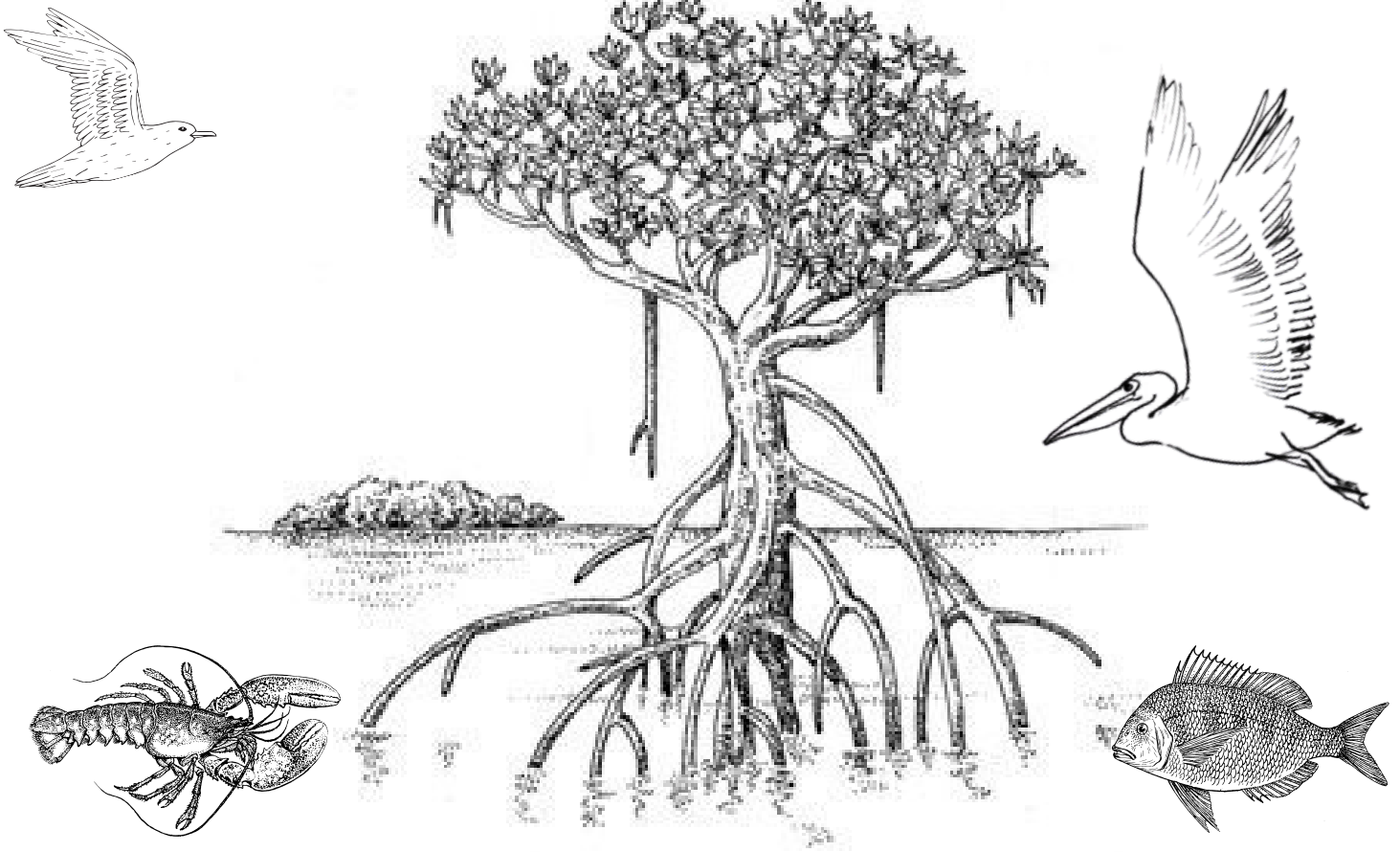


If we see that our friend is in trouble, we **NEVER** jump in the water to save them. We can get in trouble too.

First, we need to call for help!

Second, we look for something that floats & throw it out to them or we reach out with a long object. Just like the items below:



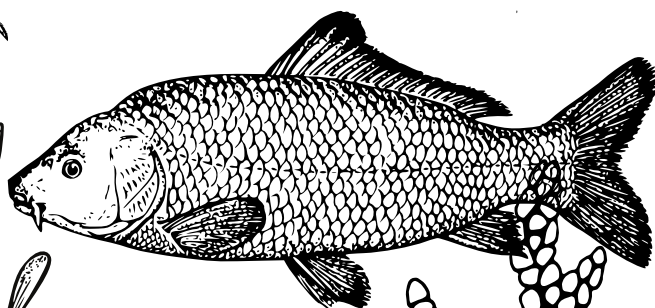
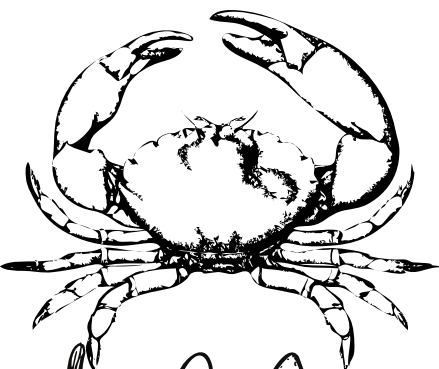




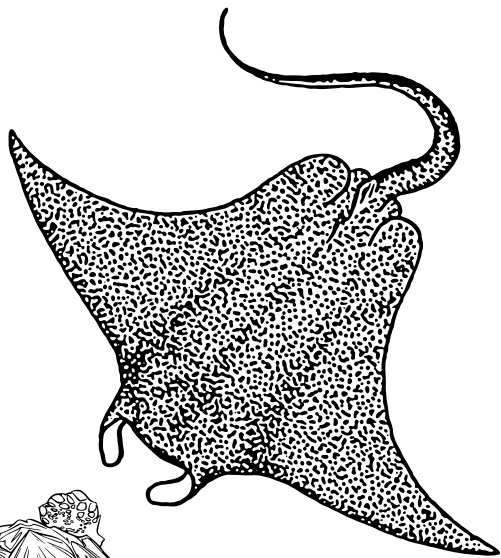


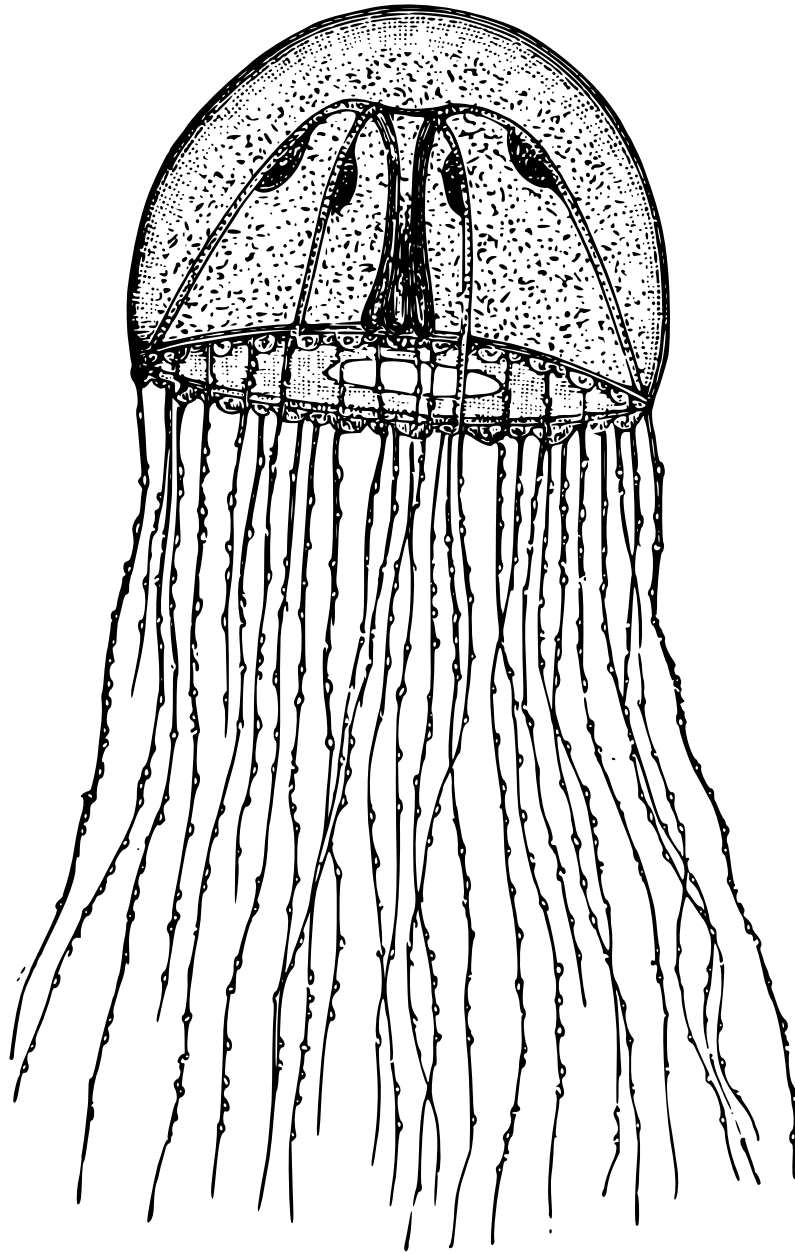


**When we enjoy the outdoors, we always want to respect wildlife in and out of the water.**


**We always pick up after ourselves.**









Jellyfish



S e a h o r s e






Sting Ray




Crab

# Word Search



VBWJHUFUVJJUBUOYCSBDHXZWPNILS  
 BBYPRDRMRJXRGCUAGNIFKOMAUGTEKG  
 TZFLDLDKIIPLGBFWEUDUGUNYHSIWJF  
 FHTRFBNJWUEMVHXFLWAXCTWPNGRTYG  
 BSRMWZZIIZXNGHKOYSZOSDSCSEJAZF  
 HZAOCEANLGXRDUXFHATHMOOUCWQPLL  
 YNXCWJREDPJVYSWZMFFCOOCFNOVNMU  
 YIHBXORMLXYAZRAZSEWDMROMUSYTSW  
 ZQAHUDESIGNATEDKOTEIQSDXBUKLCM  
 IGCXGEEXFPHHUEDLWYILGLEQCNPGDI  
 XNKUZWKPEZQOWWNSUFLOATPLOSQDVV  
 MPCCRIKYOQAKTGJQMEEEE OFIYCVNMP  
 YCCRVDIZKJJMWVDJSRPSNWNFDRNKRW  
 ZUTBBVQCLIFEGUARDTZZVAMEPEGPCT  
 RMJBBORVAVCQXFHOFNRASZRRGETOZI  
 OBABVRRYRRDKUDEZLWPWAXZIHNPXWB  
 YRQJESYQOAEWGRSKACGEZEENVFJJO  
 LEFEBGMAZEPYAPVMGLUHDVBGIGGZA  
 SLNBXXTWFIEAJEYRSEGLQDLMCQIGKT  
 RLVGBIFINLUCD CIFISHINGXEYD AOX  
 SAKZEKSDWIWDVDHUBSRVYJGUSIUOFT  
 PBVCAARVIOBPBMLFNUXZYQEKKSCZCA  
 OAXZCYIBMARINEIENWMYUNT XLNOAWF  
 ORUIHAHECSFF EYAYBIXNNTVVKJXNJA  
 LRTWAKIFMFWOUSXWIOOYAHVEWBRVSU  
 LIZQAYPRJJNIJQBGNHAFWOYOEZCXP  
 GEYSPTHIDZBSMAIDZMVRFN RQJFMSGU  
 ERQHLCEUEUGBUFAMILYR DIFZVSYPI  
 MZYUFDFRVRGVVRALS KSUMOAXMYJHRU  
 OREACHHBMLVVKLFD RSJUBMTBDFOQMS



Family

Sunscreen

Wildlife

Umbrella

Beach

Throw

Reach

Designated

Lifering

Lessons

Fishing

Safety

Ocean

Kayak

Float

Swim

Lifeguard

Outdoors

Friends

Barrier

Marine

Water

Paddleboard

Surf

Pool


Pier

Sun

Buoy




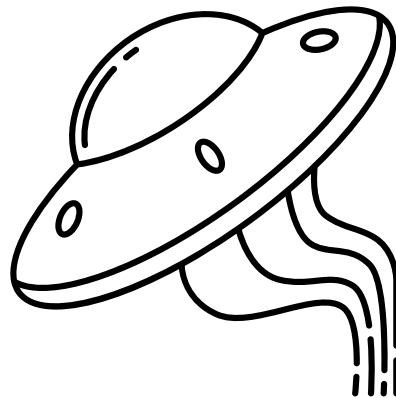




Boat

Care



# Water Transportation!

Circle only the water transportation method where you would wear a life jacket.



# Water Watcher Tag




Hole punch  
and  
connect to  
a lanyard

## **Water Watcher**

**I pledge to be the designated water watcher, responsible for looking after all children in the pool or open water. I will be vigilant until I am relieved of duty by another adult.**







**HAVE FUN & STAY SAFE!**

**RESCUE & EDUCATE TO SAVE LIVES**



**The  
Horacio León Jr  
Water Safety  
Project**

A large, thick black outline of a life preserver (ring buoy) is centered on the page. Inside the central circular opening of the life preserver, the project title is written in a bold, black, serif font, arranged in four lines.