

# Summer Reading List 2020:

✓ *Incoming Fifth Grade:*

- ✓ Read 2 Novels (That was Provided to you During Check-In) and Complete Summer Reading Activity (Cereal Box Book Report Project).
- **Once you have Read the 2 Novels, Pick Your Favorite Novel (1) and use Your Creativity to Create your Cereal Box Book Report.**

# CEREAL BOX BOOK REPORT

## Cereal Box Book Report Scoring Rubric

Name: \_\_\_\_\_ Date: \_\_\_\_\_

	4 Exceeds Expectations	3 Meets Expectations	2 Partly Meets Expectations	1 Does Not Meet Expectations
<b>Left Side of Box</b>	Includes all character and setting using complete sentences. The setting described great detail.			
<b>Ingredients</b>	The main problem of the book is clearly stated.			

Remember to use an empty cereal box to create your cereal box book report.

**Right Side of Box:** Write a summary of your cereal box book report.

**Top of Box:** Fill out, cut, and paste onto the top of your cereal box.

**Summary:** \_\_\_\_\_

**# of Pages:** \_\_\_\_\_

**Author:** \_\_\_\_\_

**Title of Book:** \_\_\_\_\_

## Commercial Break!

Name: \_\_\_\_\_ Date: \_\_\_\_\_

Now that you have created your cereal, it is time to create a commercial. Below, write the script for a 30 second commercial that truly convince the listener/viewer to go out and buy your cereal. Use your senses) descriptions to appeal to all buyers. After you finish, practice performing it, and time yourself. Adjust your script to fit 30 seconds as possible. Happy writing!

## Ingredients


Setting: \_\_\_\_\_

**Left Side of Box:** Fill out, cut, and paste to the left side of your cereal box.

**SETTING:** The setting describes

## Cereal Box Book Report STUDENT GUIDE

Have you read a great book lately? Do you like cereal? Are you ready to create the world's most interesting book report? It's time for Cereal Box Book Reports! Using an empty cereal box, create your report following these directions:



**Entire Box:** Cover the entire box with a large sheet of white or light-colored paper. Neatly wrapping it like a present is a good approach.

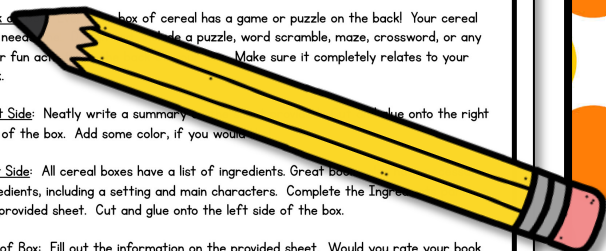
**Front of Box:** Think of a name for your new cereal that is closely related to your book. For example, for the book *The Lightning Thief*, you could name your cereal "Lightning-O's." Design the front of your box to be colorful and attractive. It should show what the cereal looks like and should also include a picture of a related prize. For "Lightning-O's," the prize might be a pen in the shape of a lightning bolt.

**Back of Box:** Your cereal box has a game or puzzle on the back! Your cereal also needs a game or puzzle, word scramble, maze, crossword, or any other fun activity. Make sure it completely relates to your book.

**Right Side:** Neatly write a summary of your book on the right side of the box. Add some color, if you would like.


**Left Side:** All cereal boxes have a list of ingredients. Great books have characters and settings. Write a list of ingredients, including a setting and main characters. Complete the Ingredients list on the provided sheet. Cut and glue onto the left side of the box.

**Top of Box:** Fill out the information on the provided sheet. Would you rate your book as a 1-star (pretty awful) or a 5-star (the best you've ever read) story? Color in the appropriate number of stars. Cut and paste this panel onto the top of your box.



# Cereal Box Book Report

## STUDENT GUIDE



Have you read a great book lately? Do you like cereal? Are you ready to create the world's most interesting book report? It's time for Cereal Box Book Reports! Using an empty cereal box, create your report following these directions:

**Entire Box:** Cover the entire box with a large sheet of white or light-colored paper. Neatly wrapping it like a present is a good approach.

**Front of Box:** Think of a name for your new cereal that is closely related to your book. For example, for the book The Lightning Thief, you could name your cereal "Lightning-O's." Design the front of your box to be colorful and attractive. It should show what the cereal looks like and should also include a picture of a related prize. For "Lightning-O's," the prize might be a pen in the shape of a lightning bolt.


**Back of Box:** Every fun box of cereal has a game or puzzle on the back! Your cereal also needs one. Design and include a puzzle, word scramble, maze, crossword, or any other fun activity on the back of your box. Make sure it completely relates to your book.

**Right Side:** Neatly write a summary on the sheet provided. Cut and glue onto the right side of the box. Add some color, if you would like!

**Left Side:** All cereal boxes have a list of ingredients. Great books also have necessary ingredients, including a setting and main characters. Complete the Ingredients panel on the provided sheet. Cut and glue onto the left side of the box.

**Top of Box:** Fill out the information on the provided sheet. Would you rate your book as a 1-star (pretty awful) or a 5-star (the best you've ever read) story? Color in the appropriate number of stars. Cut and paste this panel onto the top of your box.

Top of Box: Fill out, cut, and paste to the top of your cereal box.

Title of Book: _____
Author: _____
# of Pages: _____ Rating: 

Right Side of Box: Write a summary that describes only the main events, including the problem and solution, of the book. Remember to use descriptive words that make the reader want to know more! Then cut and paste to the right side of your cereal box.

Summary: _____
_____
_____
_____
_____
_____

# Ingredients

Setting:

---

---

---

---

---

---

---

Main Characters:

---

---

---

---

---

---

---

---

---

---

---

---

---

---

---

---

---

---

---

---

---

---

---

---

---

---

---

---

---

---

Left Side of Box: Fill out, cut, and paste to the left side of your cereal box.

SETTING: The setting describes not only where, but also when the story takes place. Did it take place long ago, in the present days, or far into the future? If it took place in 2 different places, such as the forest and a cottage, describe both.

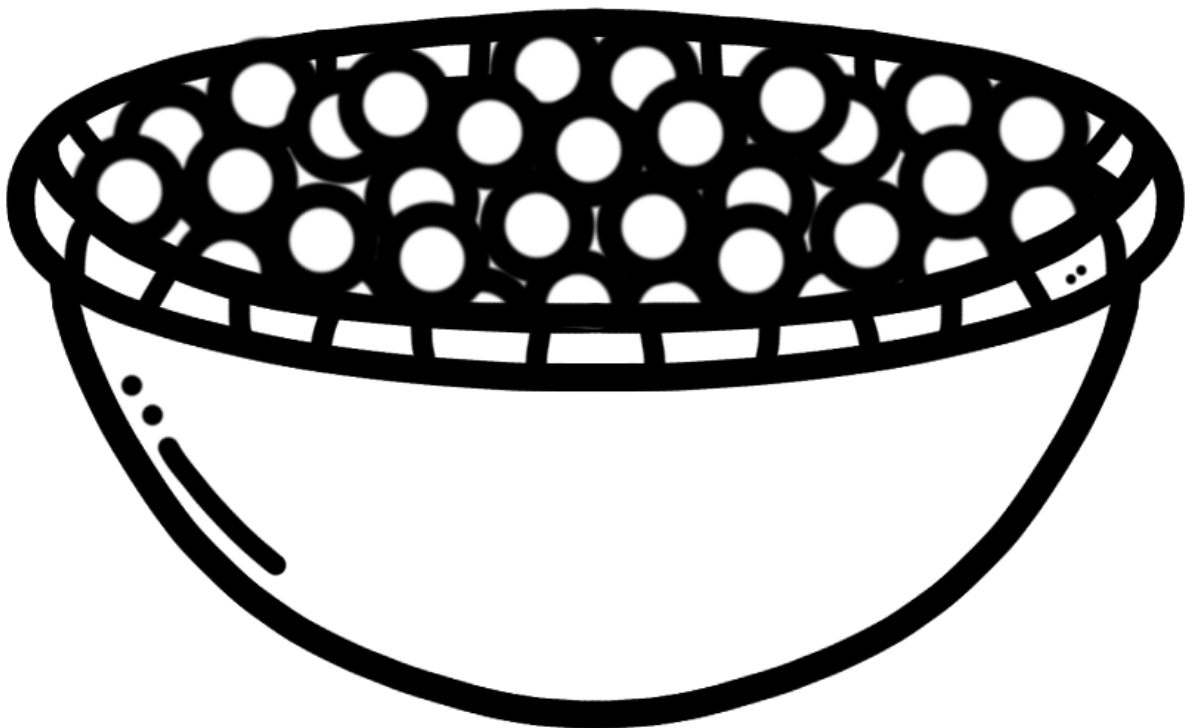
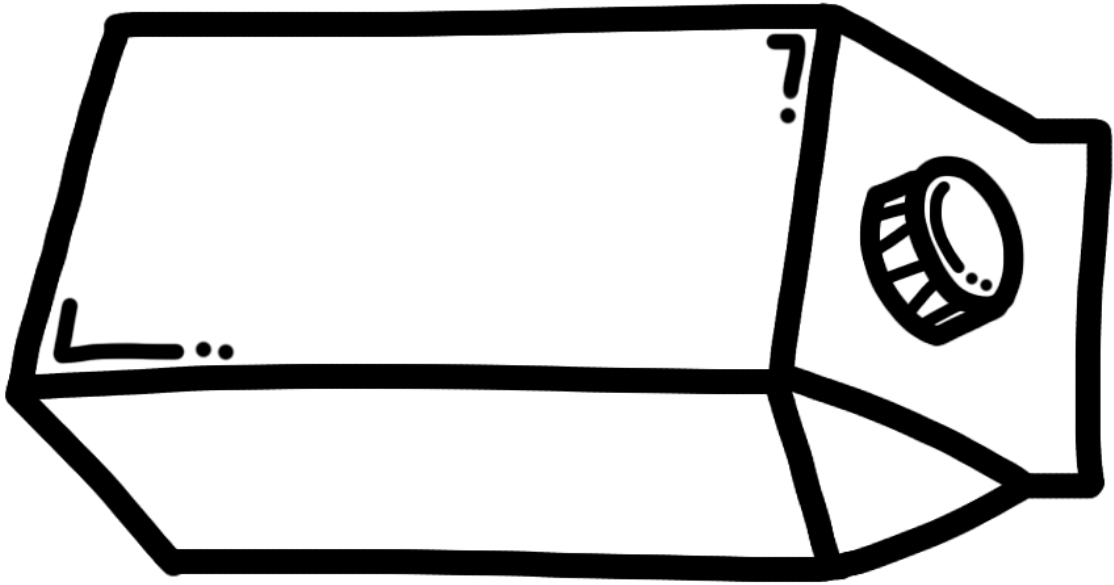
MAIN CHARACTERS: List only the main characters, along with a description of each.

For example, if you were describing Goldilocks, you might write:

Goldilocks: She is a young girl who is very curious and feels she has to explore strange houses with unlocked doors.




# Extra Accent Pieces

Use these extra accent pieces to help decorate your box, if desired.



# Extra Accent Pieces

Use these extra accent pieces to help decorate your box, if desired.



# Cereal Box Book Report Scoring Rubric

Name: \_\_\_\_\_

Date: \_\_\_\_\_

	4 Exceeds Expectations	3 Meets Expectations	2 Partly Meets Expectations	1 Does Not Meet Expectations
<b>Left Side of Box Ingredients</b>	Includes all characters and setting using complete sentences. The setting is described in great detail.	Includes most characters and most items are written in complete sentences. The setting includes some details.	Includes some characters and setting, but are minimally described.	Does not include characters or setting. Descriptions are not provided.
<b>Right Side of Box Summary</b>	The main problem and solution are clearly stated with good detail.	The main problem and solution are provided with some detail.	The main problem and solution are included without detail.	The summary does not describe the main problem or the solution.
<b>Top of Box Brief Book Description</b>	All book elements are included.	Most book elements are included.	Some book elements are included.	No book elements are included.
<b>Front of Box Title</b>	Name of cereal and picture are closely related to title of book.	Name of cereal and picture are related to title of the book.	Name of cereal or picture are not related to title of the book.	Does not include name of cereal or picture.
<b>Back of Box Game</b>	The game and/or puzzle is detailed and strongly connected to the book.	The game and/or puzzle is somewhat detailed and connected to the book.	The game and/or puzzle lack detail but show some connection to the book.	The game and/or puzzle are not detailed and not clearly connected to the book.



FAMILY SIZE VALUE

LIMITED TIME ONLY!

DAV PILKEY

AN ADVENTURE IN EVERY BITE!

CINNAMON



TRA-LA LAAAA

CINNAMON


SUGAR

CRUNCH




PRIZE IN EVERY BOX!


DR. DIAPER'S WORD SEARCH



ZAP!



Words



Title of Book: The Adventures Of Captain Underpants

Author: Dav Pilkey

# of Pages: 121

Rating: ★ ★ ★ ★ ★




DAV PILKEY

CINNAMON

CRUNCHY

UNDIES



Search for Mingo

N	R	E	E	P	R	E	M	R	P	E		
K	M	P	S	V	I	K	K	O	I	N		
I	R	I	T	R	S	T	A	R	V	I	N	
T	H	E	E	P	R	O	K	E	S	T	I	N
A	D	V	E	R	N	U	L	E	N	E		
T	H	E	S	A	P	K	E	D	A	D		
R	I	E	S	A	N	D	E	G	E			
T	R	E	S	A	C	T	R	I	E	S		
P	H	E	K	E	D	E	T	R	E			
S	E	D	R	I	K	E	H	I	S	M	Y	E
N	D	E	S	T	N	D	A	T	M	E	A	
M	U	L	T	H	E	S	T	E	N	E		
R	O	O	L	S	H	A	R	E				
I	L	L	E	I	N	T	H	E	M			

Apple	Apple	Apple
Banana	Banana	Banana
Carrot	Carrot	Carrot
Orange	Orange	Orange
Strawberry	Strawberry	Strawberry
Watermelon	Watermelon	Watermelon

Help Mingo Find the Red Diamond

Help Mingo Find the Red Diamond

COOL CAR

Red Diamond

Illustrations include: a sign that says "COOL CAR", a house with a flag, a car, a red diamond, and a character named Mingo.



HEART HEALTHY



EXCELLENT SOURCE OF FIBER

# Kellogg's Raisin Lion

LOOK FOR THE PRIZE



Omega-3



WITH REAL FRUIT


NET WT 14.3 OZ

0g	140mg	1 1/4
SUGAR	SODIUM	TEASPOON





**Summary:** This book is about an 11-year-old boy, Harry, who finds out he is a wizard when he is invited to attend the wizarding school, Hogwarts. Harry spends the school year learning all about magic, his parents who were killed by an evil wizard, Voldemort, and fighting those who still follow Voldemort.



**Ingredient**

**Setting**  
The three main places for the book are Hogwarts, the wizarding world, and the Muggle world.

**Main Character**

The main character is Harry Potter, who is the first wizard to be born with the power to defeat Voldemort. He is a member of the Gryffindor house at Hogwarts. He is a brave and kind person who is always ready to help his friends.

