

VELUX®

Commercial



ABBA SKYLIGHTS

RESIDENTIAL | INDUSTRIAL | COMMERCIAL | INSTITUTIONAL

“A World of Skylight Options”

Commercial Sun Tunnel Skylights

Capturing daylight for the workplace



Why VELUX?

VELUX is the global leader in harnessing the benefits of the sun. For over 75 years VELUX has been designing, manufacturing, and delivering the world's best skylights for applications where people live, work, and play. VELUX is one of the strongest brands in the global building materials and

home improvement industry. VELUX has 17 strategically located production sites in 9 different countries, and 40 sales organizations all working to ensure global unit skylight demands are met in a manner that exceeds expectations.

Where to Install VELUX Commercial Sun Tunnel Skylights

VELUX Commercial Sun Tunnel Skylights should be installed anywhere there is a need for daylight, that is, daylight without a view to the outside. Sun Tunnel Skylights provide a maintenance free and cost-effective daylighting solution that quickly transforms spaces. The Commercial Sun Tunnel can be installed in both open and closed ceiling applications. When compared to traditional on-site constructed light shaft solutions, the VELUX Sun Tunnel

skylight provides increasing cost savings benefits as the length of the light shaft increases. VELUX Sun Tunnel skylights provide an economical means to bring daylight into any interior space.

Ideal applications for VELUX Commercial Sun Tunnel Skylights include schools, retail spaces, medical facilities, warehouses, and anywhere excellent light quality is needed.

Take it from the top... VELUX SunCurve

What makes the VELUX SunCurve better?



This highly transmissive, light capturing VELUX SunCurve comes standard on every 22" Commercial Sun Tunnel Skylight.

Designed to capture sunrays that would normally pass through the dome, and instead directs them down the tunnel.

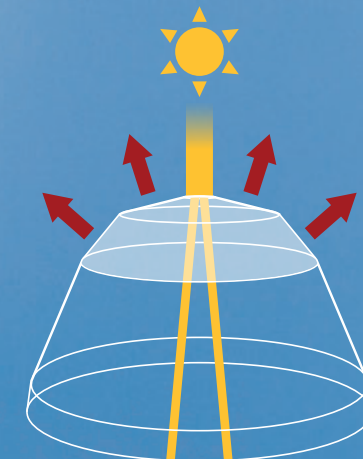



22" kit includes outer dome and VELUX SunCurve



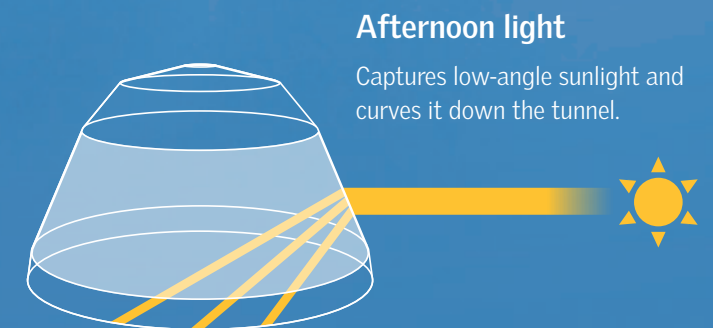
Morning light

Captures low-angle sunlight and curves it down the tunnel.



Mid-day light

Manage the intense, direct mid-day sun so that the space below is bright and comfortable without glare.




Afternoon light

Captures low-angle sunlight and curves it down the tunnel.

Flashing & Dome Types

Choose the right flashing type for your installation from the choices below.


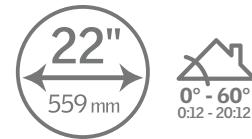
Self flashed model (TGC)



TGC 014 0000
Impact Modified Acrylic Dome

TGC 014 1000
Impact Polycarbonate Dome

- Lower profile dome
- Low profile pan flashing
- Flexi Loc™ tunnel system
- 16" tunnel extension
- Roof pitch 0°–60°



TGC 022 3000
Impact Modified Acrylic Dome

TGC 022 5000
Impact Polycarbonate Dome

- High profile SunCurve
- Low profile pan flashing
- Flexi Loc™ tunnel system
- 16" tunnel extension
- Roof pitch 0°–60°

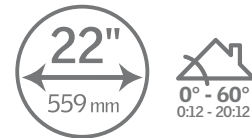
Curb mounted model (TCC)



TCC 014 0000
Impact Modified Acrylic Dome

TCC 014 1000
Impact Polycarbonate Dome

- Lower profile dome
- Low profile curb mount flashing
- Flexi Loc™ tunnel system
- 16" tunnel extension
- Roof pitch 0°–60°



TCC 022 3000
Impact Modified Acrylic Dome

TCC 022 5000
Impact Polycarbonate Dome

- High profile SunCurve
- Low profile curb mount flashing
- Flexi Loc™ tunnel system
- 16" tunnel extension
- Roof pitch 0°–60°

Pitched self flashed model (TMC)



TMC 014 0000
Impact Modified Acrylic Dome

TMC 014 1000
Impact Polycarbonate Dome

- Lower profile dome
- 20° pitched pan flashing
- Flexi Loc™ tunnel system
- 16" tunnel extension
- Roof pitch 14°–60°

Diffuser Options

Choose from a variety of ceiling options to meet all your application needs. All are available in 14" and 22" sizes.


Diffuser assembly type




THC Hard ceiling 22" for drywall



THC Hard ceiling 14" for drywall



TTC Round to square assembly for suspended ceiling




THC Open ceiling


Diffuser material



Frosted Frosted diffusers offer a combination of performance and aesthetics.



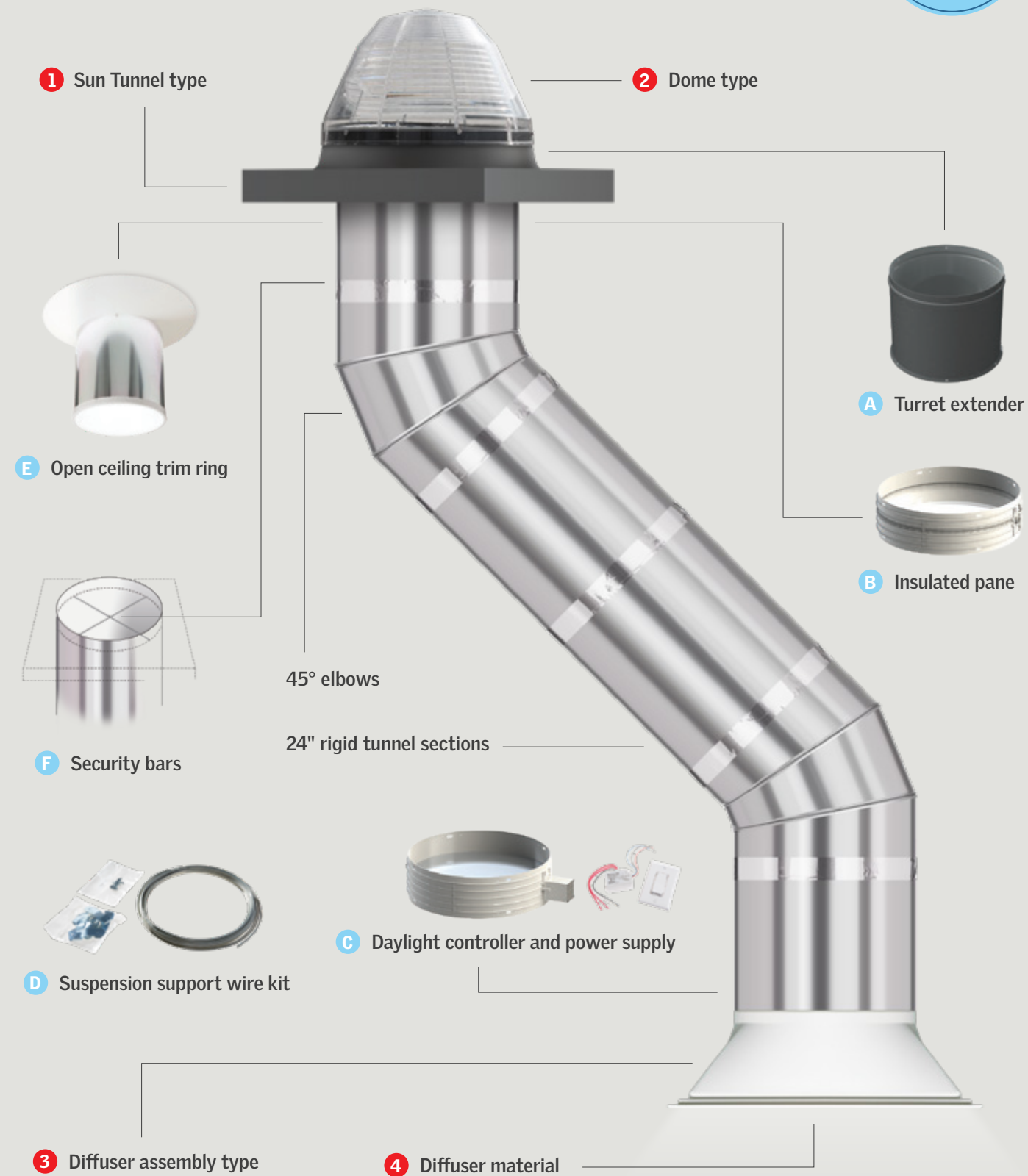
Prismatic The industry standard prismatic diffusers provide good light distribution with the look and feel to match existing architectural design.



Fresnel Fresnel diffusers utilize a concentric pattern of parabolic prisms that provide superior light diffusion.

Commercial Sun Tunnels

VELUX Commercial Sun Tunnels provide an efficient and cost effective means to deliver daylight into interior spaces. The high tech, efficient, and easy to assemble light shaft systems provide an ideal solution for any application. VELUX Sun Tunnels provide greater cost savings as the length of the light shaft increases.



Components

Main Components

1 Sun Tunnel type
TGC = Self flashed
TCC = Curb mounted
TMC = Pitched self flashed

2 Dome type
3 = Acrylic impact modified tall dome and VELUX SunCurve for 22"
5 = Polycarbonate impact tall dome and VELUX SunCurve for 22"
0 = Acrylic impact modified low profile dome for 14" and 22"
1 = Acrylic low profile impact dome for 14"

3 Diffuser assembly type
TTC = Round to square suspended ceiling diffuser assembly
TOC = Round open ceiling diffuser assembly
THC = Round hard ceiling diffuser assembly for drywall applications

4 Diffuser material
0 = Frosted
2 = Prismatic
3 = Fresnel

Accessories

A Turret extender
Recommended with flat roof TGC applications
ZTA 014 0012 = 12" high 14" diameter flashing extender for TGCs
ZTA 014 0036 = 36" high 14" diameter flashing extender for TGCs
ZTA 022 0012 = 12" high 22" diameter flashing extender for TGCs
ZTA 022 0036 = 36" high 22" diameter flashing extender for TGCs

B Insulated pane - thermal break
ZTC 022 0401 = 22" PVC thermal break with dual thermal acrylic panes
ZTC 014 0401 = 14" PVC thermal break with dual thermal acrylic panes

C Daylight controller and power supply
ZTP 022 = 22" PVC thermal break with reflective damper
ZTP 014 = 14" PVC thermal break with reflective damper
ZZZ 232 = Power supply for light controller; one can provide power for up to 10 ZTP daylight controllers

D Suspension support wire kit
Recommended
ZTZ 203 = 50' of wire with attachment hardware

E Open ceiling trim ring
Recommended to cover rough opening cuts
ZTJ 0022 = 22" diameter trim ring
ZTJ 0014 = 14" diameter trim ring

F Security bars
ZTQ 022 0001 = Single 22" security bar
ZTQ 022 = Double 22" maximum security bars
ZTQ 014 0001 = Single 14" security bar
ZTQ 014 = Double 14" maximum security bars

Exterior Fire Band
Provide dome edge protection - for Class B and C rated roofs
ZZZ 192 0014 = 14" fire band
ZZZ 192 0022 = 22" fire band

Rotating Coupler
Enables quick tunnel connections and a rotating joint
ZTZ 211 0014 = 14" coupler
ZTZ 211 0022 = 22" coupler


Tunnel Tape Roll
2" wide aluminum backed moisture and flame resistant 60 yard roll of tape suitable for extreme temperatures
ZTZ 204 = 2" x 60 yard roll

How to Order


Configurable Kits in 3 Easy Steps or Bulk Purchasing for Large Projects

Configurable kits – Time-saving and easy-to-order

1 Select your size, dome type and flashing



2 Select your tunnel components



3 Select your diffuser and assembly type



Testing Data

Commercial Sun Tunnel Skylights Technical Information

Size	14"			22"	
Model	TCC Curb	TGC Self	TMC Pitched	TCC Curb	TGC Self
Air infiltration/exfiltration* [max. @ 75 Pa (1.57 lbs/ft ²) differential pressure]					
l/s/m ²	1.4 (A2)			1.5 (A2)	
cfm/ft ²	0.28			0.30	
Water resistance @ 3.4 L/m²/min (5 USgal/ft²/hr)* [max. tested differential pressure with no leakage]					
Pascals	720			720	
lbs/ft ²	15			15	
Thermal performance (complete unit ratings - from physical testing) VELUX Sun Tunnel Skylights are rated with certifiable U-Factor with insulation as indicated, SHGC, and VT ratings, as listed in the NFRC Certified Products Directory [VEL-N-26]					
Diffuser type	U-factor: Btu/[hr*ft²*F°] (and W/[m²* K°])				
TOC only	2.00 (11.36)			1.52 (8.63)	
TOC with Energy Kit	0.51 (2.90)			0.40 (2.27)	
TTC only	1.69 (9.60)			1.46 (8.29)	
TTC with Energy Kit	0.50 (2.84)			0.40 (2.27)	
THC only	n.r.			0.44 (2.50)	
THC with Energy Kit	0.37 (2.10)			0.30 (1.70)	
Diffuser type	SHGC/VT: US (and Canada)				
TOC only	0.47 / 0.45			0.33 / 0.55	
TOC with Energy Kit	0.33 / 0.33			0.27 / 0.42	
TTC only	0.61 / 0.52			0.33 / 0.53	
TTC with Energy Kit	0.34 / 0.36			0.26 / 0.41	
THC only	n.r.			0.28 / 0.43	
THC with Energy Kit	0.26 (0.33) / 0.27 (0.30)			0.25 (0.37) / 0.28 (0.43)	
Structural Performance* Performance Grades or DP in psf: NAFS-11 (NAFS-08) [Note: 1 psf = 47.88 Pa]					
Dome type **	Uplift (negative)				
Acrylic or Polycarbonate	145 (110)			130 (100)	
Dome type **	Download (positive)				
Acrylic or Polycarbonate	300 (200)			300 (200)	
* Tested and certified in accordance with AAMA/WDMA/CSA 101/I.S.2/A440-11 (NAFS 2011) VELUX® Sun Tunnel Skylights are WDMA Hallmark certified as indicated above and below (See www.wdma.com , Hallmark Nos. 426-H-707 and 708)					
** Products with Polycarbonate domes are tested for Wind-Borne debris impact and pressure cycling in accordance with ASTM E 1886-05 and ASTM E 1996-05 -- Rated for Wind Zone 3, Missile Level C, Cycle Pressure +50/-50 --					