



# Commercial Skylight Roof Curbs

## Single Wall Aluminum Curb (CCAN)

1 7/8" thick 3/4" factory-insulated, single-walled, mill-finished aluminum curb with 1" x 4" pressure-treated nailer.

18 standard sizes to fit Dynamic Dome skylights  
Height options: 9", 12", 16"



## Double Wall Aluminum Curb (CCAM)

1 1/2" thick factory-insulated, double-walled, mill-finished aluminum curb with MDB nailer.


Available in custom sizes up to 102" x 150" (inside curb sizes)  
Height options: 9", 12", 16"



## Insulated Steel Curb (CCA3)

1 1/2" thick factory-insulated, double-wall, steel curb with 2" x 2" wooden nailer and safety screens.


18 standard sizes to fit Dynamic Dome skylights  
Height options: 9", 12", 16"



## Field Insulated Steel Curb (CCA6)

1 1/2" thick 3/4" field-insulated, single-wall, steel curb with 2" x 2" pressure-treated nailer and safety screens.

18 standard sizes to fit Dynamic Dome skylights  
Height options: 9", 12", 16", 18"



**ABBA SKYLIGHTS**

RESIDENTIAL | INDUSTRIAL | COMMERCIAL | INSTITUTIONAL


"A World of Skylight Options"

# Fall Protection Accessories

## Interior Safety Screens (CRGA ICD)

Internal safety screens with 3/16" steel mesh spaced at 6" on center provides a cost effective means of protecting the skylight opening during construction, and long after construction is complete.


Available in the 18 standard Dynamic Dome sizes  
Available in custom sizes (1/4" increments)  
Max size for custom safety screen: (W) 72" and (L) 120"  
Minimum size for custom safety screen: (W) 24" and (L) 24"



## Interior Security Bars (CRGA BB)

1/2" diameter steel bars welded 6" on center offer the most security protection available. In addition, this system provides the means of protecting the skylight opening during construction and long after construction is complete.

Available in the 18 standard Dynamic Dome sizes



## Exterior Safety Screen (CAE/STS)

External safety screens provide OSHA fall protection for flat roof, domed commercial skylights. The screen system provides fall protection without damaging your skylight.

CAE available in 18 standard Dynamic Dome sizes  
CAE and STS available in custom sizes

