



Ritual Crafting, Rules and Etiquette

A decorative border with a repeating floral and leaf pattern in a light blue-grey color frames the top and sides of the slide. At the top center, there is a dark blue-grey rectangular box with a thin white border.

Presentation Outline

- Ritual Function
- Ritual Etiquette
- SOW Ritual Participation Guidelines
- Ritual Roles
- Ritual Elements
- Ritual Pre-Planning, Planning, Writing, Revising
- Ritual Preparation
- Suggested Timeline
- Brief Discussion of Wiccan Sabbaths, Sabbaths as Framework
- Some Favorite Resources



Ritual Function

- Rit·u·al /'riCH(ōō)əl/
 - *noun*: a religious or solemn ceremony consisting of a series of actions performed according to a prescribed order
 - *adjective* relating to or done as a religious or solemn rite
- Witches' Sabbat Ritual: A ritual practice acknowledging, celebrating, or marking an annual event on the Wheel of the Year.
- Witches' Esbat Ritual: A ritual practice performed to mark, celebrate, or acknowledge special events not on the Wheel of the Year, such as:
 - Lunar Cycle Events
 - Eclipses or other significant astronomical events
 - Rites of Passage, Initiation, or Transition (Including Births, Deaths, Marriages, etc.)
 - Ancestor Remembrance Days or other events you wish to mark with magic & intention

A decorative border with a repeating floral and leaf pattern in a light blue-grey color frames the entire page. At the top center, there is a solid dark blue-grey rectangular box.

Respect the circle

Keep in mind that attending a Sabbath ritual celebration, you are entering a consecrated space in preparation for sacred activity.

Be mindful to set down your burdens and frustrations before arriving at the gathering.

Sabbath celebrations, and really any Sisterhood meeting is not the time to vent about outside issues, or to enter, or work through, conflicts with our sisters or others.

Please acknowledge your energetic vibration impacts others and bring the energy that invites growth and connection.

RSVP- early

Some rituals will have caps on attendance, may be formulated to work with a specific number of participants, or require certain materials be prepared or purchased for each participant. Please RSVP early and honor your commitments

If you have RSVP'd to an event and later decide you won't be able to attend, let the ritual Priestess know as soon as possible, so surprises can be mitigated, or space may be opened for others wishing to participate.

All reservations to Sabbath rituals must be made well in advance, and most rituals will be closed to additional registrations the week prior to the event.

Safety

The Sacramento Sisterhood of Witches is a safe place for women, who identify as women, to develop spirituality and community.

Honor the vulnerability of your sisters, and respect and honor the safety of our circle by respecting the confidentiality of all that should occur at a Sisterhood gathering. It is up to all members of the Sisterhood to ensure our gatherings remain safe for our members and those who violate or threaten that safety and integrity of our Sisterhood gatherings will be disinvited or excluded from future gatherings and events.

If, at any time, you feel unsafe within the Sisterhood circle or any Sisterhood gathering, please speak directly with one of the Sisterhood Admin / organizers, so we can intervene or take action as necessary to ensure all Sister's physical, mental, emotional, and social health, and safety is held sacred within our gatherings.

Sabbath Dress

Be prepared and read all the way through each Sabbath event write up before registering for the event.

Take note of the style of dress indicated by the Priestess, be that outfit type or color.

At any Sabbath celebrations, anticipate that you will be in the presence of the Goddess, so dress with respect for yourself and in respect for the divine. (Please no ripped and torn clothes, clothes that don't fit, or garments you would not otherwise wear into a sacred space.)

Be Prepared

Take the time to read through the entire event summaries ahead of time. Be sure to bring anything requested of participants and whatever feast item you commit to bring.

On the day of the ritual, shower, or take a ritual bath. Cleanse and purify your body externally. If you wish to cleanse your body internally, consider fasting or not taking in caffeine or other vices for a period prior to the ritual. Dress in clean clothes in adherence to the dress code for the Sabbat, which may vary depending on the theme of the ritual.

Many covens ask participants to wear robes, ritual attire, or colors associated with the Sabbat, ritual intention, or deities invoked.

Respect the dress code and dress modestly to honor the sacred space and ritual intent.

Respect Space

All Gathering Space is Sacred.

In addition to being mindful of the comfort and safety of your sisters, we ask you to give thanks to work put in by the event's hostess.

Whether for a ritual or for a class, our hostesses have opened their homes to us. Please honor their kindness by treading lightly, treating objects, furniture and pets gently, and cleaning up after yourself.

If you have questions about a specific object, please ask before touching, unless otherwise invited. If something is damaged or broken, make the hostess immediately aware and assist with cleanup and / or repair.



Ritual Roles

Planning Roles

Priestess: The Priestess is the ritual lead, and generally the primary crafter of the ritual. Ultimately, the Priestess decides the flow, focus, and intent of the ritual and prepares and finalizes for the script and the vision. The Priestess leans on the Acolyte as needed.

Acolyte: The Acolyte assists the Priestess with preparation of, and for the ritual. This may involve crafting of certain ritual elements (such as Circle calling, calling quarters or directions, altar design) or simply as a final editor on ritual copy. Specific involvement is up to the Priestess and Acolyte to determine together.

Roles Within the Rituals

Priestess

Grounding / Tuning

Cleansing / Greeting / Blessing

Circle (Casting and Opening) (Can also be other shapes)

Corners or Quarters (Calling and Releasing)

Deity (Calling and Releasing, Invoking or Evoking and Releasing)

Chant Lead

Cakes

Ale

Other




Ritual Elements

Ritual Elements by Standard Progression

Grounding / Tuning Sisters
Cleansing / Blessing Sisters
Circle (Casting)
Call Corners or Quarters
Call Deity
General Ritual
Cakes
Ale

Release Deities Called
Release Quarters
Open the Circle
Reflect
Feast
Celebration of Sisterhood and
passing seasons

Crafting the Environment



HOW WILL THE ELEMENTS
BE REPRESENTED?



WHAT TOOLS WILL I NEED
TO HAVE NEAR?




ANY SPECIAL OR
SEASONAL ITEMS?

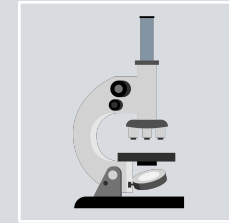
Focusing and “Tuning” Participants



GROUNDING CREATES A CONNECTION OF
THE MIND, BODY, AND SOUL TO THE EARTH
CREATING A SPACE FOR MINDFULNESS



CLEANSING IS A RITUAL OF ITS OWN. IT IS A
FORM OF ANCIENT AND SYMBOLIC MAGIC
CLEARING AWAY NEGATIVE ENERGIES AND
THOUGHTS AND DESIGNED TO PROMOTE A
SENSE OF INCLUSION AND PREPARE YOU
FOR THE COMING CEREMONY.




ANOINTING OF THE THIRD EYE IS YOUR
FINAL INDIVIDUAL STEP INTO THE RITUAL.
ITS GOAL IS TO DIRECT YOUR FOCUS TO
WHAT YOU NEED TO SEE. TO CONNECT
YOU TO YOUR SISTERS' ENERGIES AND
POWERS AND TO OPEN YOU TO RECEIVE
ENERGIES AND MESSAGES FROM BEYOND.


Protection and Greeting



CASTING OF THE CIRCLE ESTABLISHES A PROTECTED SPACE FOR THE RITUAL TO TAKE PLACE GUARDING ALL PRACTITIONERS WITHIN, CREATING A BOUNDARY BETWEEN THE LIMINAL AND ETHEREAL




CALL THE QUARTERS (ALSO CALLED CORNERS) AND WELCOME IN THE SPIRITS OF THE FOUR DIRECTIONS. THEY CAN BE ASKED FOR ENERGETIC OR MAGICAL ENHANCEMENT AS WELL AS PROTECTION



CALL THE GOD(S) OR GODDESS(ES) MOST CLOSELY RELATED TO THIS RITUAL PURPOSE OR SABBAT. BETTER TO HAVE A FEW CONVERSATIONS WITH A DEITY IN PRIVATE BEFORE CALLING THEM SO AN EVENT

The Ritual Essence



BEGINNING
RAISE SOME ENERGY
STATE THE RITUAL PURPOSE
STATE THE INTENTION




MIDDLE
HONOR THE OCCASION AND THOSE
PRESENT. EXPRESS SOLEMNITY OR FESTIVITY
AS IS APPROPRIATE FOR THE OCCASION .
RAISED ENERGY SHOULD PEAK AT THIS
STAGE




WRAP-UP
EXPRESS GRATITUDE TO ALL, MAKE
CONCLUSIONARY REMARKS WHILE
ENCOURAGING CONNECTION OF ALL
WITHIN THE CIRCLE THROUGH THE ENERGY
AND VIBRATION RAISED

Ways to Raise Energy



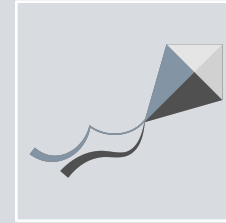
MUSIC

PLAYING MUSIC, SINGING, OR JUST A RHYTHMIC BEAT FROM A DRUM OR TAMBOURINE



CHANTING

CRAFT A SHORT SIMPLE CHANT THAT SISTERS CAN LEARN SHORTLY BEFORE THE START OF THE RITUAL IN ORDER TO REPEAT AS NEEDED DURING THE RITUAL




DANCE

SIMPLE DANCES WHICH SISTERS CAN PERFORM IN CONCERT WITH EACH OTHER RAISES ENERGY

Ritual Release

Pause for sharing of cake and ale, the ceremonial breaking of bread and sharing a beverage with your Sisters




THANK AND RELEASE THE GOD(S) AND / OR
GODDESS(ES) FOR THEIR BLESSINGS AND
ATTENDANCE WITH HONOR AND
GRATITUDE



THANK THE SPIRITS OF THE QUARTERS /
CORNERS FOR THEIR PROTECTION AND
PRESENCE AND RELEASE THEM WITH
HONOR AND GRATITUDE



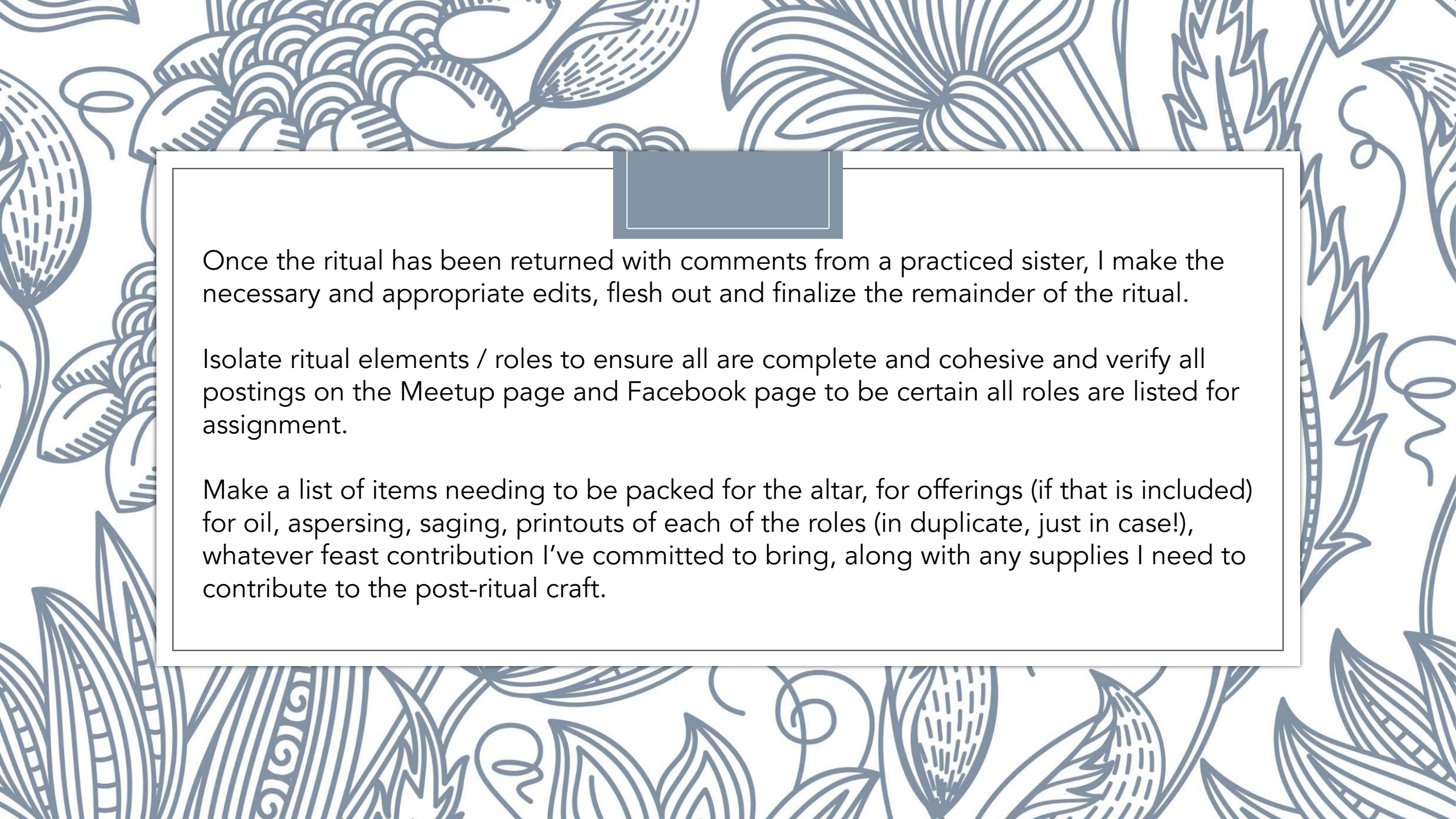
OPEN THE CIRCLE, UNITE THE ENERGIES
WITHOUT AND WITHIN, DISSOLVE THE
LIMINAL DIVISION MARKING THE BOUNDARY
SO WE CAN CROSS WITH OUR ENERGIES
INTACT, IN PROTECTION AND LOVE



Construct an outline, drafting out the areas you have confidence with and ID'ing the areas where more is needed: more research, more information, more wordsmithing, more editing.

Then, focus exclusively on those points. Imagine your ritual taking place in your head. Track each movement; who makes it and how it takes place. Write them down, like directions. I generally mark these in my outline in bold font.

Once I feel the ritual is sufficiently outlined and then drafted, I review the language for use and opportunities to infuse elevated prose. This is a good time to seek constructive criticism from a mentor or trusted sister.



Once the ritual has been returned with comments from a practiced sister, I make the necessary and appropriate edits, flesh out and finalize the remainder of the ritual.

Isolate ritual elements / roles to ensure all are complete and cohesive and verify all postings on the Meetup page and Facebook page to be certain all roles are listed for assignment.

Make a list of items needing to be packed for the altar, for offerings (if that is included) for oil, aspersing, saging, printouts of each of the roles (in duplicate, just in case!), whatever feast contribution I've committed to bring, along with any supplies I need to contribute to the post-ritual craft.

Suggested Ritual Timeline

Suggested Timeline:

2 months prior to ritual- begin the Pre-planning phase

1 month prior have or be close to having a draft of the ritual ready. Know what roles you need filled, what feast foods, you'd like included and send to Ritual Administrator for posting on Facebook and Meetup.

2 weeks prior- Reach out to sisters that have not yet RSVP'd and encourage sisters to sign up for roles. Update roles on the listings as needed.

1 week prior, if the ritual is not at your home, start making a list of things you need to bring with you for the ritual: altar pieces, special items, any tools required, and / or reach out to your sisters to see if others can bring the items you need.

1 day prior- pack up any non- perishable items to go. Print and prepare role cards.

Day of- pack perishable items, perform a ritual bath / shower / cleansing, and arrive in plenty of time to set up before ritual practice begins.

Ritual Craft Planning

- What is the purpose of the ritual?
- What are the traditions surrounding such a ritual event?
- What crafts are generally associated with this ritual function?
- Have you performed this craft yourself?
- Has the group performed this craft recently?
- What ideas and alternatives can I think of for craft activities within the theme of the ritual?
- How long will the craft take?
- Are there any special materials needed for the craft?
- Do we need the sisters to bring anything?
- If the answer to the last question is yes, let your Ritual administrator know so she can post those needs and ensure sisters are as prepared as possible.

What to Expect When Planning a Group Ritual

- Research
- Self Sacrifice (Time)
- More Research
- Planning
- Writing
- Humility
- Heart
- Revision / Final Edits
- Preparation Time
- Communication and Engagement
- There is help available to those who ask for it



Some Favorite Ritual Planning Resources

<https://spells8.com/pagan-wiccan-songs-and-chants/>

<https://pagansong.com>

<https://pinterest.com>

<https://www.learnreligions.com/paganism-wicca-4684806>

<https://www.patheos.com/pagan>

<https://www.llewellyn.com/journal/index.php>