


*At Studio Glass Miami, we're not just crafting glass and mirrors.
We're here to turn your ideas into stunning reality. So, let's bring
your vision to life together!*

 [@studioglassmiami](https://www.instagram.com/studioglassmiami)

 [+1 954 299 83 99](tel:+19542998399)

 info@studioglassmiami.com

 [361 Ansin Blvd, Hallandale Beach, FL 33009](#)

www.studioglassmiami.com



CONTENT

03 ABOUT US

05 SHOWER ENCLOSURE SOLUTIONS & HARDWARE

45 MIRROR SOLUTIONS

55 GLASS TABLE SOLUTIONS

61 ROOM DIVIDERS

67 GLASS FIXTURES

73 ALUMINIUM DOORS

85 HINGE TYPES OVERVIEW

91 ALUMINUM PROFILES

129 TYPES OF GLASS & COLOR CHART



ABOUT US

Studio Glass Miami has been crafting beautiful custom glass and mirror projects since 2006. Think of us as your creative headquarters for all things glass and mirror.

Our mission at Studio Glass Miami is to create everything you want and exactly what you need. We're committed to crafting bespoke glass and mirror solutions that exceed your expectations and enhance your space with style and functionality.



16

Years of experience, we know our stuff

5

Star rated business by Google Reviews

400+

Satisfied clients and owners of our products

We create everything: from elegant shower enclosures to unique custom mirrors.



SHOWER ENCLOSURE

SOLUTIONS & HARDWARE



SHOWER ENCLOSURE DOORS

SILVER HARDWARE, FIXED PANELS



SILVER HARDWARE, HINGED DOORS



SILVER HARDWARE, FIXED PANELS

SHOWER ENCLOSURE DOORS



BLACK HARDWARE, FIXED PANELS



BLACK MATTE HARDWARE, SLIDING DOORS

SHOWER ENCLOSURE DOORS



SILVER HARDWARE, SLIDING DOORS




U-CHANNEL

STANDARD U-CHANNEL 95"

Size - 1/2" or 3/8"



AVAILABLE COLORS



MATTE BLACK



CHROME



GOLD BRUSHED



BRUSHED NICKEL

*IF YOU ARE INTERESTED IN ANY ONTHER COLOR, ASK US
FOR POWDER COLOR PAINTING SERVICE*



CLAMP

1 3/4" X 1 3/4" WALL MOUNT SQUARE
EDGES GLASS CLAMP



AVAILABLE COLORS



BRUSHED NICKEL



GOLD BRUSHED



POLISHED BRASS



CHROME POLISHED



GUN METAL



OIL RUBBED BRONZE



MATTE BLACK



CLAMP

1 3/4" X 1 3/4" 135° GLASS TO
GLASS SQUARE EDGES GLASS
CLAMP



AVAILABLE COLORS



BRUSHED NICKEL



GOLD BRUSHED



POLISHED BRASS



CHROME POLISHED



GUN METAL



OIL RUBBED BRONZE



MATTE BLACK



CLAMP

1 3/4" X 1 3/4" 180° GLASS TO GLASS
SQUARE EDGES GLASS CLAMP



AVAILABLE COLORS



BRUSHED NICKEL



GOLD BRUSHED



POLISHED BRASS



CHROME POLISHED



GUN METAL



OIL RUBBED BRONZE



MATTE BLACK




HINGE

HEAVY DUTY TOP/BOTTOM PIVOT HINGE



AVAILABLE COLORS



BRUSHED NICKEL



GOLD BRUSHED



POLISHED BRASS



CHROME POLISHED



GUN METAL



OIL RUBBED BRONZE



MATTE BLACK




HINGE

WALL TO GLASS "H" BACK PLATE HINGE



AVAILABLE COLORS



BRUSHED NICKEL



GOLD BRUSHED



POLISHED BRASS



CHROME POLISHED



GUN METAL



OIL RUBBED BRONZE



MATTE BLACK



HINGE

180° GLASS TO GLASS HINGE



AVAILABLE COLORS



BRUSHED NICKEL



GOLD BRUSHED



POLISHED BRASS



CHROME POLISHED



GUN METAL



OIL RUBBED BRONZE



MATTE BLACK



HANDLE

SQUARE SINGLE SIDED PULL HANDLE



AVAILABLE COLORS



BRUSHED NICKEL



CHROME POLISHED



OIL RUBBED BRONZE



HANDLE

TRADITIONAL BACK TO BACK
TUBULAR PULL HANDLE



AVAILABLE COLORS



BRUSHED NICKEL



GOLD BRUSHED



POLISHED BRASS



CHROME POLISHED



GUN METAL



OIL RUBBED BRONZE




MATTE BLACK




HANDLE

SQUARE BACK TO BACK PULL HANDLE



AVAILABLE COLORS



BRUSHED NICKEL



GOLD BRUSHED



POLISHED BRASS



CHROME POLISHED



GUN METAL



OIL RUBBED BRONZE



MATTE BLACK




HANDLE

ROUND GLASS FINGER PULL



AVAILABLE COLORS



BRUSHED NICKEL



GOLD BRUSHED



POLISHED BRASS



CHROME POLISHED



GUN METAL



OIL RUBBED BRONZE



MATTE BLACK



HANDLE

6" ROUND ADJUSTABLE LADDER HANDLE



AVAILABLE COLORS



BRUSHED NICKEL



GOLD BRUSHED



POLISHED BRASS



CHROME POLISHED



GUN METAL



OIL RUBBED BRONZE




MATTE BLACK

HANDLE

8" X 24" SQUARE PULL / TOWEL BAR COMBO



AVAILABLE COLORS



BRUSHED NICKEL




CHROME POLISHED

HANDLE

TRADITIONAL PULL HANDLE TOWEL BAR COMBO



AVAILABLE COLORS



BRUSHED NICKEL



POLISHED BRASS



CHROME POLISHED



OIL RUBBED BRONZE




MATTE BLACK

HANDLE

TUBULAR SINGLE SIDED TOWEL BAR



AVAILABLE COLORS



BRUSHED NICKEL



CHROME POLISHED



OIL RUBBED BRONZE



MATTE BLACK

HANDLE

6" MITERED CORNER PULL HANDLE



AVAILABLE COLORS



BRUSHED NICKEL



GOLD BRUSHED



CHROME POLISHED



OIL RUBBED BRONZE




MATTE BLACK

KNOB

TRADITIONAL STYLE BACK-TO-BACK DOOR KNOB



AVAILABLE COLORS



BRUSHED
NICKEL



CHROME
POLISHED



OIL RUBBED
BRONZE




MATTE
BLACK

KNOB

SQUARE BACK-TO-BACK DOOR KNOB



AVAILABLE COLORS



BRUSHED NICKEL



GOLD BRUSHED



POLISHED BRASS



CHROME POLISHED



GUN METAL



OIL RUBBED BRONZE



MATTE BLACK

MIRROR SOLUTIONS





ROUNDED, WHITE FRAME

MIRRORS



CUSTOM SHAPE



SQUARED , WITH LED LIGHTS

MIRRORS



SQUARED, BLACK ALUMINUM FRAME



CUSTOM SHAPE, BLACK ALUMINUM FRAME

MIRRORS



ROUNDED BLACK ALUMINUM FRAME



MIRRORED PANEL

MIRRORS



ANTIQUÉ FRENCH GLASS PANEL



GREY GLASS

AVAILABLE THICKNESSES: 1/2" | 1/4" | 3/16" | 3/8"

Grey glass is a sleek and modern choice that offers solar heat reduction and reduced glare, making it ideal for rooms exposed to direct sunlight. Thanks to its subtle tint and neutral tone, it pairs well with both warm and cool interiors. It's fully customizable — can be tempered, laminated, cut to size, and even used in double-glazed units.

Ideal for: partitions, shower enclosures, closet doors, and exterior windows.

STUDIO GLASS MIAMI

GLASS SPECIFICATIONS

BRONZE GLASS

AVAILABLE THICKNESSES: 1/2" | 1/4" | 3/16" | 3/8"

A sophisticated and classic option, bronze glass brings warmth to any space while offering solar control and energy savings. Its tint softens daylight and complements wood and natural tones beautifully. This glass can be cut, tempered, and laminated, making it both beautiful and practical.

Ideal for: entry doors, cabinetry, accent walls, and vintage-inspired interiors.



RAIN PATTERNED GLASS

AVAILABLE THICKNESSES: 3/16" | 3/8"

Rain glass features a graceful, cascading texture that mimics natural rainfall. It offers privacy while enhancing ambiance and visual interest. This elegant finish is a popular choice for modern and transitional interiors. Can be tempered or laminated for safety and durability.

Ideal for: shower enclosures, wardrobe doors, entry panels, and bathroom accents.



WIDE REEDED GLASS

AVAILABLE THICKNESSES: 1/4" | 3/8"

This version features bold, widely spaced vertical lines that make a statement. Wide Reeded Glass brings structure and strong visual impact to any space. It's a great fit for Art Deco, mid-century modern, or industrial interiors where textured accents are key.

Suitable for: office dividers, media walls, feature panels, and custom glass doors.





FINE REEDED GLASS

AVAILABLE THICKNESSES: 1/4" | 3/8"

A sleek, tightly spaced reeded pattern that adds subtle texture and a refined touch. Fine Reeded Glass is ideal when you want a modern, clean-lined look with just the right amount of privacy. It diffuses light beautifully and adds depth to cabinetry, partitions, and minimalist interiors.

Perfect for: kitchen cabinets, wine storage, shower enclosures, and closet doors.

STUDIO GLASS MIAMI

GLASS SPECIFICATIONS

OBSCURE 62 / CREPE PATTERNED GLASS

AVAILABLE THICKNESSES: 1/8" | 3/16"

Obscure 62 glass — also known as crepe glass — is designed to provide a delicate balance of light and seclusion. Its soft diffusion of light ensures privacy while still keeping spaces bright. Popular in both residential and commercial designs. Available with safety tempering or lamination.

Ideal for: interior doors, sidelights, offices, and decorative applications.





AQUATEX GLASS

AVAILABLE THICKNESS: 3/16"

Aquatex is a textured glass that provides both visual interest and privacy. Its distinctive wavy pattern scatters light gently, making it a top pick for bathrooms, spa spaces, and decorative partitions. While it adds aesthetic value, it also serves as a functional privacy screen. Can be tempered for enhanced safety.

Ideal for: shower enclosures, cabinet doors, and privacy panels.



GLASS TABLE SOLUTIONS

CLEAR GLASS



CLEAR GLASS

GLASS TABLE



TINTED BLACK GLASS



ROOM DIVIDERS





ROOM DIVIDERS





ROOM DIVIDERS



GLASS FIXTURES



LIGHT GREY BACKSPLASH GLASS

BACKSPLASH



WHITE KITCHEN BACKSPLASH



MERT ALAS & MARCUS PIGGOTT
TOM FORD 002
LOW FORD 005

CONSOLE
REEDED GLASS

ALUMINUM DOORS

CLOSET
CABINETS AND CLOSET DOORS



MIRRORED DOORS

CABINETS AND CLOSET DOORS



GLASS DOORS, SHELVES & LED LIGHTS



MIRRORED DOORS



MIRRORED DOORS



KITCHEN
ALUMINIUM FRAME GLASS DOORS



FROSTED CABINET GLASS DOOR, ALUMINIUM PROFILES

KITCHEN



KITCHEN CABINET DOORS AND GLASS SHELVES

HINGE TYPES OVERVIEW

Choose the hinge configuration that fits your cabinet design.



GOLD HINGE



SILVER HINGE P5050



SILVER HINGE



BLACK HINGE




PULL

PULL HANDLE

Available sizes: 3", 6", 8", 12"



AVAILABLE COLORS



BLACK



WHITE



DARK GOLD



ANODIZED

Incorporate integrated/recessed handles that blend seamlessly into overall design


PULL

PULL HANDLE

Available sizes: 3", 6", 8", 12"



AVAILABLE COLORS



BLACK



WHITE



DARK GOLD



ANODIZED


Incorporate integrated/recessed handles that blend seamlessly into overall design



KNOB



AVAILABLE COLORS



BLACK



DARK GOLD



GOLD & BLACK



ALUMINIUM PROFILES

& GLASS SPECIFICATIONS



BEFORE PLACING AN ORDER

We suggest you define these 3 elements:

- 01 PROFILE AND FINISH
- 02 INSERT OPTION
- 03 DETAILS (I.E. TEMPERING, HINGES INFO, MEASUREMENTS)




STUDIO GLASS MIAMI
ALUMINUM FRAMES SPECIFICATIONS

MODEL P1010

GLASS THICKNESS 3/16"

AVAILABLE COLORS



BLACK



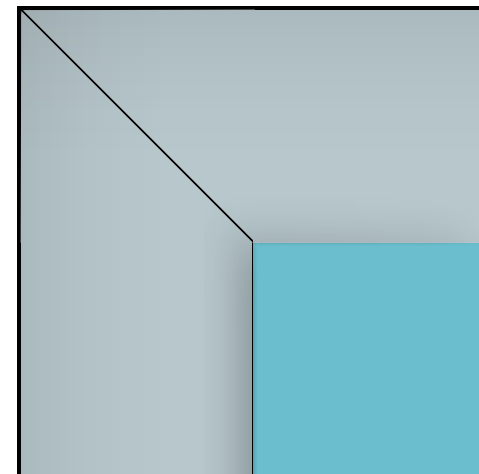
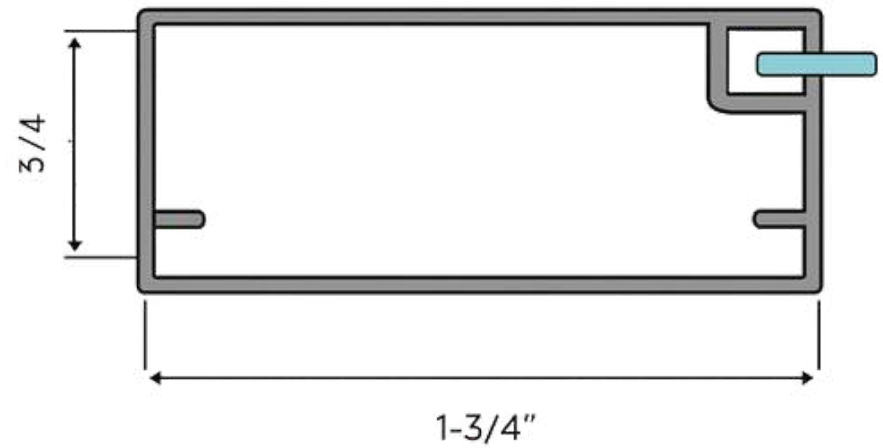
BRUNO OLIVA



DARK GOLD



ANODIZED



STUDIO GLASS MIAMI
ALUMINUM FRAMES SPECIFICATIONS

MODEL P1010

GLASS THICKNESS 3/16"



ANODIZED



GOLD



STUDIO GLASS MIAMI
ALUMINUM FRAMES SPECIFICATIONS

MODEL P2020

GLASS THICKNESS 3/16"

AVAILABLE COLORS



BLACK



WHITE




DARK GOLD



ANODIZED


NEW FINISHES:



BRUNO OLIVA



STAINLESS STEEL



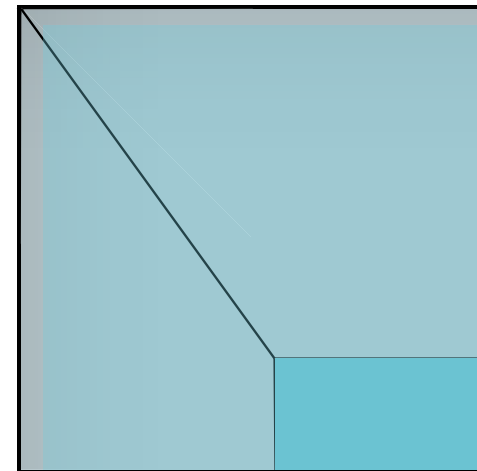

CHAMPAGNE



GRAFITE



SAND GOLD



STUDIO GLASS MIAMI
ALUMINUM FRAMES SPECIFICATIONS

MODEL P2020

GLASS THICKNESS 3/16"



BLACK



GRAFITE



STUDIO GLASS MIAMI
ALUMINUM FRAMES SPECIFICATIONS

MODEL P3030

GLASS THICKNESS 3/16"

AVAILABLE COLORS



BLACK



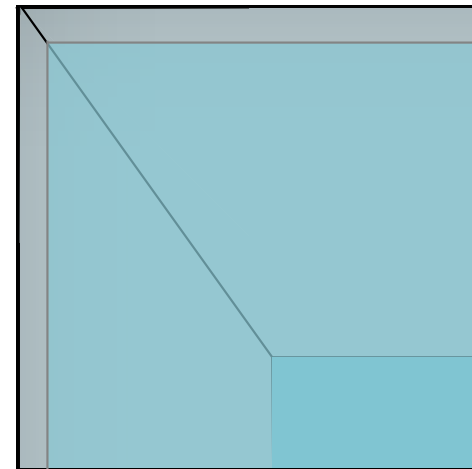
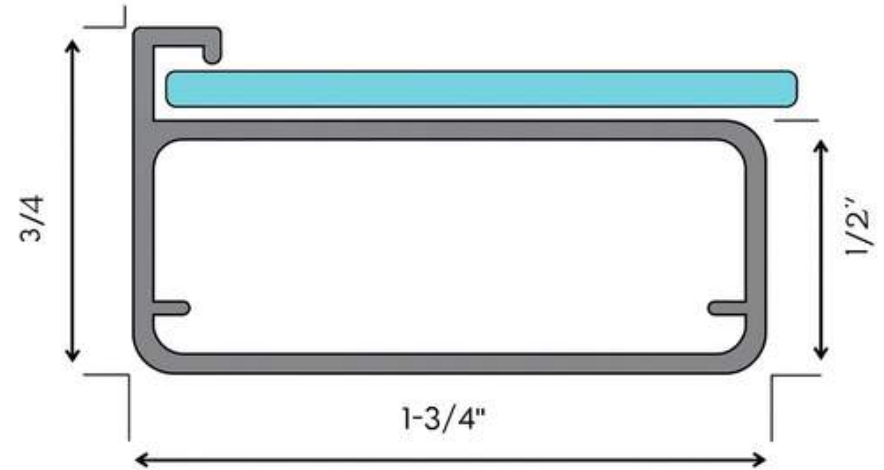
BRUNO OLIVA



DARK GOLD



ANODIZED



STUDIO GLASS MIAMI
ALUMINUM FRAMES SPECIFICATIONS

MODEL P3030

GLASS THICKNESS 3/16"



ANODIZED



GOLD



STUDIO GLASS MIAMI

ALUMINUM FRAMES SPECIFICATIONS

MODEL P4040

GLASS THICKNESS 3/16" - 1/4"

AVAILABLE COLORS



BLACK



WHITE



DARK GOLD



ANODIZED

NEW FINISHES:



PELTRO



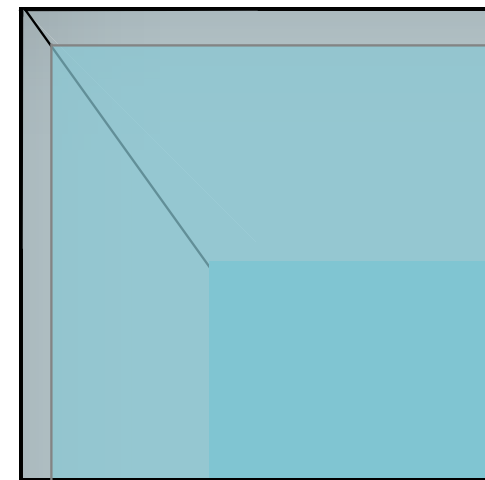
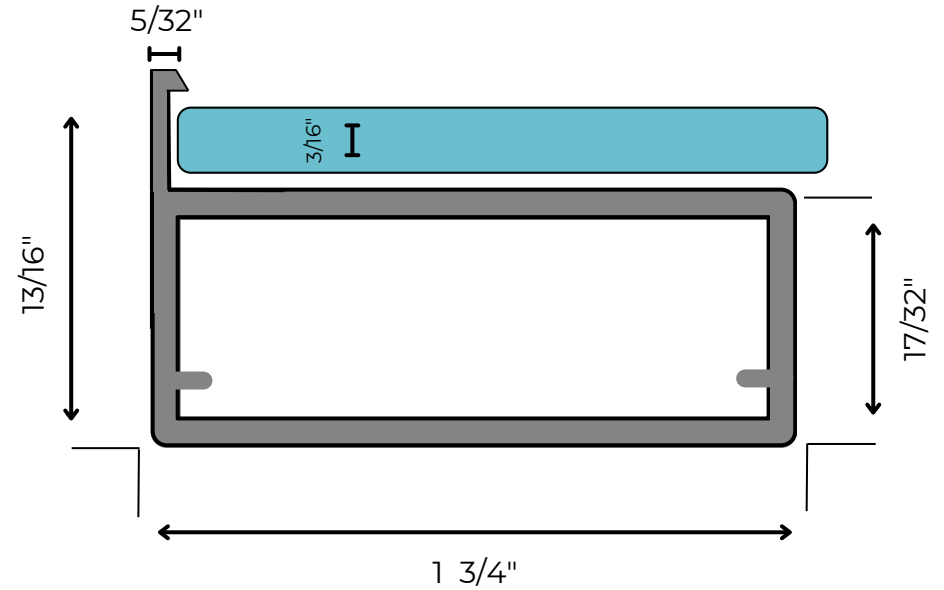
STAINLESS STEEL



CHAMPAGNE



GRAFITE



STUDIO GLASS MIAMI
ALUMINUM FRAMES SPECIFICATIONS

MODEL P4040

GLASS THICKNESS 3/16" - 1/4"



WHITE



ANODIZED




NEW ARRIVAL

READY FOR ORDERS

MODEL P5050

GLASS THICKNESS 3/16"

AVAILABLE COLORS



BLACK



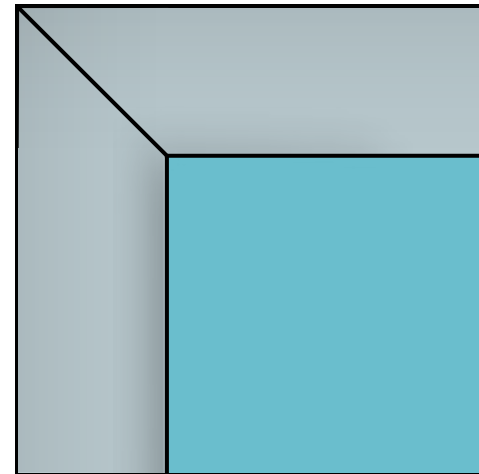
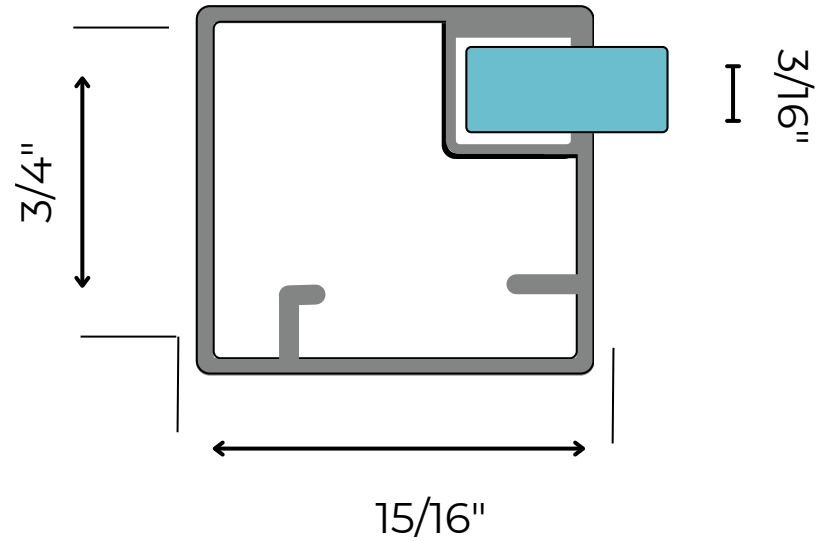
STAINLESS
STEEL



CHAMPAGNE



GRAFITE



NEW ARRIVAL

READY FOR ORDERS

MODEL P5050

GLASS THICKNESS 3/16"



STAINLESS STEEL



GRAFITE



ADD CHARACTER. *REFLECT YOUR VISION.*

At Studio Glass Miami, we believe glass should be as unique as your space. That's why we offer fully customizable color-coated glass solutions — a refined way to add color, depth, and sophistication to any interior.

Our premium color application process ensures a smooth, long-lasting finish that's both elegant and durable. Whether you prefer soft neutrals, bold accents, or earthy tones — we'll match your aesthetic and deliver glass that speaks your language.

- Available in a wide range of shades
- Suitable for cabinet inserts, backsplashes, wall panels, tabletops, and more
- Glossy or matte finishes
- Compatible with tempering and lamination

From minimalistic beige to deep graphite, your color choice becomes a statement — not just a surface.


Need help choosing the perfect shade? Let our team guide you through your options.



WHAT CUSTOM MEANS AT
STUDIO GLASS MIAMI

At Studio Glass Miami, every product you see in this catalog is just the beginning.

We can offer standard sizing, fixed finishes, or limited layouts. But also we offer possibility — shaped by your vision and built with precision.



HERE'S WHAT YOU CAN
CUSTOMIZE

Dimensions — we create to fit your space, not the other way around.

Glass Type — from tinted and frosted to reeded or patterned.

Hardware Finish — choose from a wide palette of premium finishes.

Framing & Profiles — minimalist, bold, metallic, matte — it's your call.

Lighting Options — integrated LED lighting, motion sensors, and more.

Functionality — hinged, sliding, folding, or fixed.

DON'T SEE EXACTLY WHAT YOU'RE LOOKING FOR?

That's because *we haven't designed it with you yet.*

Whether you're a homeowner, designer, or contractor — we'll work with your sketches, ideas, or even a simple inspiration photo.

Let us bring your vision to life — your style, your space, your way.

