


PROFILE SHEETS FOR BUILDING CONCEPTS

Steel Panel LLC. Manufacturing profile sheets, using latest Australian technology for more than nine years in Oman

THE STEEL PANEL RANGE OF PRODUCTS.


Steel Panel LLC. Has the most advance production facilities. The roll forming line is highly automated and can do on line cutting through hydraulic shear, which is NC operated.



ULTRA MODERN PRODUCTION FACILITIES

Steel Panel LLC. profiled sheets (32/250 profile) available in Aluminium 0.55, 0.7 and 0.9mm and steel of 28, 26, 24 and 22 gauges and in standard colour or colours of your choice. Our standard colours is off white (Ral 9002), MOD BEIGE (RAL 1019) ROP BEIGE (RAL 1001) & PDO GREEN (BS 12B 21)

Steel Panel LLC. For the first time in Oman has the facility to supply the curved profile panels. Manufactured by special machine to a minimum radius of 200mm. The Steel Panel profile offers curved fascias, eaves and the profiled bent Ridges for every type of building. These are made to your specifications and allow you to chose your own design.

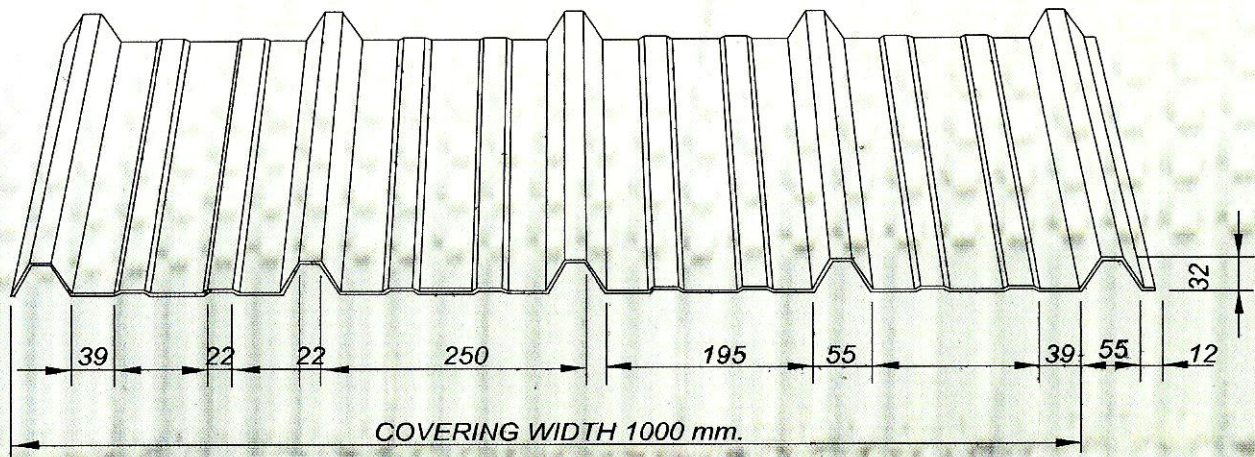


THE CURVED PROFILE SHEET OUR PRODUCTS FOR....

- Warehouse
- Showrooms
- Office Buildings
- Boat Yards
- Auto Dealerships
- Barracks
- Factories
- Mosques
- Aircraft Hangers
- Supermarkets
- Tennis Halls
- Skating Rings
- Bottling Plants
- Bowling Allyes
- Department Stores
- Restaurants



STANDARD DATA SHEET (Galvanized Steel)



APPLICATIONS

ROOF AND WALL SHEETS, ROOF AND WALL LINER SHEETS PARTITIONS AND COVER SHEDS / CARPARKS

SPECIFICATIONS

- Standard Profile Sheets are 28 / 26 / 24 / 22 - Gauge Galvanized Steel Polyester Coated RAL 9002 (off- White) RAL 1019 (ROP Beige), BS 12B 21, (PDO Green) RAL 1019 (MOD Beige) Colours, Factory Painted.
- Polyester Coating thickness 25 micron top and 6 to 8 micron bottom coat.
- Base Metal Confirms to ASTM A653, LFQ or equivalent. Hot Dipped Galvanized G60/Z12/G40

LOADING TABLE

Sheet Thickness	SPAN Condition	PURLIN CENTERS IN MILLI METERS					moments of inertia mm ⁴ /M	Weight per Sq/M
		1000	1250	1500	1750	2000		
28 GA		1222	1036	774	541	414	44365	3.68 Kg
		1717	1501	963	686	542		
26 GA		1677	1283	891	655	501	49915	4.45 Kg
		1946	1604	1140	819	627		
24 GA		2034	1558	1082	795	608	61361	5.25 Kg
		2442	1947	1352	993	760		
22 GA		2394	1933	1377	1044	815	73100	6.65 Kg
		3021	2390	1690	1265	921		

NOTES : Loads are in N/M² and Deflection is L/200

Specifications mentioned above are based on metal supplier specifications.

Materials can be supplied at non standard specs & colours upon request

Steel Panel LLC can produce sheets in any lengths up to 12M. Longer than

12M is possible, but it required special transportation arrangement by clients.

ACCESSORIES AND COMPONENTS

SP LLC. will also provide all accessories & components required for a complete building. The range of accessories are screws, revits, butyl sealant, purlin tape, filler blocks etc., components includes corner cover trims, ridge caps, translucent sheets & ridge ventilators louvers, hinged and sliding doors, and other special requirement.



شركة ألواح الصباح (ش.م.م.)
Steel Panel L.L.C.

ص.ب: ٦٩٤، الوادي الكبير، الرمز البريدي: ١١٧، سلطنة عمان، تليفون: ٢٤٨١٢٥٢٦ / ٢٤١١٢٨٤، فاكس: ٢٤٨١٤٣٢٠ (٩٦٨)

P.O.Box: 694, WADI AL-KABIR, P.C.: 117, MUSCAT, SULTANATE OF OMAN

TEL.: (968) 24811284 / 24812526, FAX : (968) 24814320, E-mail : insofoam@omantel.net.om