

# Middle Tennessee State University

## Summer 2025

**Course:** (EXL) Introduction to Substance Abuse - SW-2750-D01  
**Instructor:** Scott Coble \*  
**Response Rate:** 3/3 (100.00 %)

### 1 - Scott Coble created an environment that helped students learn. -

Response Option				Weight	Frequency	Percent	Percent Responses		Means											
Strongly Agree				(5)	2	66.67%														
Agree				(4)	1	33.33%														
Neither Agree nor Disagree				(3)	0	0.00%														
Disagree				(2)	0	0.00%														
Strongly Disagree				(1)	0	0.00%														
Not Applicable (N/A)				(0)	0	0.00%														
									0	25	50	100	Question		Department		College		University	
Response Rate		Mean	STD	Median	Department		Mean	STD	Median	College		Mean	STD	Median	University		Mean	STD	Median	
3/3 (100.00%)		4.67	0.58	5.00	12		4.33	1.07	5.00	235		4.69	0.62	5.00	1070		4.63	0.78	5.00	

### 2 - Scott Coble delivered course material in a clear and organized manner. -

Response Option				Weight	Frequency	Percent	Percent Responses		Means										
Strongly Agree				(5)	1	33.33%	<div><div></div></div>		<div><div>4.33</div><div>4.17</div><div>4.69</div><div>4.58</div></div>										
Agree				(4)	2	66.67%	<div><div></div></div>												
Neither Agree nor Disagree				(3)	0	0.00%	<div><div></div></div>												
Disagree				(2)	0	0.00%	<div><div></div></div>												
Strongly Disagree				(1)	0	0.00%	<div><div></div></div>												
Not Applicable (N/A)				(0)	0	0.00%	<div><div></div></div>												
							0	25	50	100	Question		Department		College		University		
Response Rate		Mean	STD	Median	Department		Mean	STD	Median	College		Mean	STD	Median	University		Mean	STD	Median
3/3 (100.00%)		4.33	0.58	4.00	12		4.17	1.11	4.50	235		4.69	0.66	5.00	1070		4.58	0.86	5.00

### 3 - Scott Coble gave assignments related to the goals of the course. -

Response Option				Weight	Frequency	Percent	Percent Responses		Means										
Strongly Agree				(5)	2	66.67%													
Agree				(4)	1	33.33%													
Neither Agree nor Disagree				(3)	0	0.00%													
Disagree				(2)	0	0.00%													
Strongly Disagree				(1)	0	0.00%													
Not Applicable (N/A)				(0)	0	0.00%													
							0	25	50	100	Question		Department		College		University		
Response Rate		Mean	STD	Median	Department		Mean	STD	Median	College		Mean	STD	Median	University		Mean	STD	Median
3/3 (100.00%)		4.67	0.58	5.00	12		4.58	0.67	5.00	235		4.77	0.47	5.00	1070		4.74	0.57	5.00

### 4 - Scott Coble used evaluation methods to adequately assess student academic performance. -


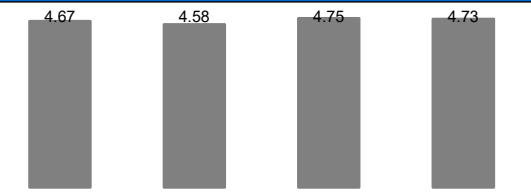
Response Option				Weight	Frequency	Percent	Percent Responses		Means										
Strongly Agree				(5)	2	66.67%	<div><div></div></div>		<div><div>4.67</div></div>		<div><div>4.33</div></div>		<div><div>4.69</div></div>		<div><div>4.61</div></div>				
Agree				(4)	1	33.33%	<div><div></div></div>												
Neither Agree nor Disagree				(3)	0	0.00%	<div><div></div></div>												
Disagree				(2)	0	0.00%	<div><div></div></div>												
Strongly Disagree				(1)	0	0.00%	<div><div></div></div>												
Not Applicable (N/A)				(0)	0	0.00%	<div><div></div></div>												
							0	25	50	100	Question		Department		College		University		
Response Rate		Mean	STD	Median	Department		Mean	STD	Median	College		Mean	STD	Median	University		Mean	STD	Median
3/3 (100.00%)		4.67	0.58	5.00	12		4.33	1.23	5.00	235		4.69	0.60	5.00	1070		4.61	0.79	5.00

# Middle Tennessee State University

## Summer 2025

**Course:** (EXL) Introduction to Substance Abuse - SW-2750-D01  
**Instructor:** Scott Coble \*  
**Response Rate:** 3/3 (100.00 %)


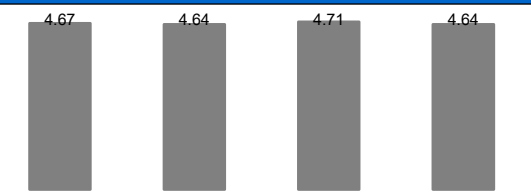
### 5 - Scott Coble was knowledgeable about the subject matter(s) of the course. -

Response Option				Weight	Frequency	Percent	Percent Responses		Means										
Strongly Agree				(5)	2	66.67%													
Agree				(4)	1	33.33%													
Neither Agree nor Disagree				(3)	0	0.00%													
Disagree				(2)	0	0.00%													
Strongly Disagree				(1)	0	0.00%													
Not Applicable (N/A)				(0)	0	0.00%													
								0	25	50	100	Question		Department		College		University	
Response Rate		Mean	STD	Median	Department		Mean	STD	Median	College		Mean	STD	Median	University		Mean	STD	Median
3/3 (100.00%)		4.67	0.58	5.00	12		4.58	0.67	5.00	235		4.75	0.56	5.00	1070		4.73	0.61	5.00


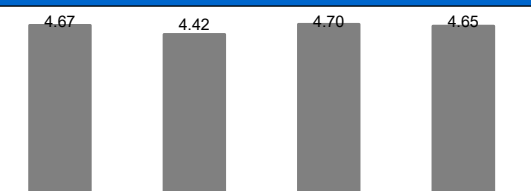
### 6 - Scott Coble enhanced students' abilities to think critically about the subject matter(s) covered. -

Response Option				Weight	Frequency	Percent	Percent Responses		Means										
Strongly Agree				(5)	2	66.67%	<div><div></div></div>		4.67		4.42		4.73		4.63				
Agree				(4)	1	33.33%	<div><div></div></div>												
Neither Agree nor Disagree				(3)	0	0.00%													
Disagree				(2)	0	0.00%													
Strongly Disagree				(1)	0	0.00%													
Not Applicable (N/A)				(0)	0	0.00%													
							0	25	50	100	Question		Department		College		University		
Response Rate		Mean	STD	Median	Department		Mean	STD	Median	College		Mean	STD	Median	University		Mean	STD	Median
3/3 (100.00%)		4.67	0.58	5.00	12		4.42	1.00	5.00	235		4.73	0.61	5.00	1070		4.63	0.78	5.00

### 7 - Scott Coble engaged the class and provided opportunities for student participation/contributions appropriate for class size/type. -

Response Option				Weight	Frequency	Percent	Percent Responses		Means										
Strongly Agree				(5)	2	66.67%													
Agree				(4)	1	33.33%													
Neither Agree nor Disagree				(3)	0	0.00%													
Disagree				(2)	0	0.00%													
Strongly Disagree				(1)	0	0.00%													
Not Applicable (N/A)				(0)	0	0.00%													
							0	25	50	100	Question		Department		College		University		
Response Rate		Mean	STD	Median	Department		Mean	STD	Median	College		Mean	STD	Median	University		Mean	STD	Median
3/3 (100.00%)		4.67	0.58	5.00	12		4.64	0.50	5.00	235		4.71	0.57	5.00	1070		4.64	0.75	5.00

### 8 - Scott Coble cared about student learning. -


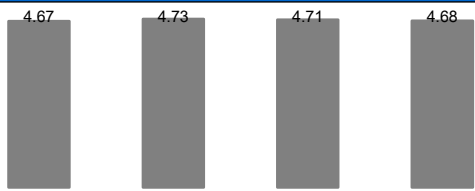
Response Option				Weight	Frequency	Percent	Percent Responses		Means										
Strongly Agree				(5)	2	66.67%													
Agree				(4)	1	33.33%													
Neither Agree nor Disagree				(3)	0	0.00%													
Disagree				(2)	0	0.00%													
Strongly Disagree				(1)	0	0.00%													
Not Applicable (N/A)				(0)	0	0.00%													
							0	25	50	100	Question		Department		College		University		
Response Rate		Mean	STD	Median	Department		Mean	STD	Median	College		Mean	STD	Median	University		Mean	STD	Median
3/3 (100.00%)		4.67	0.58	5.00	12		4.42	1.00	5.00	235		4.70	0.61	5.00	1070		4.65	0.75	5.00

# Middle Tennessee State University


## Summer 2025

**Course:** (EXL) Introduction to Substance Abuse - SW-2750-D01  
**Instructor:** Scott Coble \*  
**Response Rate:** 3/3 (100.00 %)

### 9 - Scott Coble was willing to answer questions during or outside of class. -

Response Option				Weight	Frequency	Percent	Percent Responses		Means										
Strongly Agree				(5)	2	66.67%													
Agree				(4)	1	33.33%													
Neither Agree nor Disagree				(3)	0	0.00%													
Disagree				(2)	0	0.00%													
Strongly Disagree				(1)	0	0.00%													
Not Applicable (N/A)				(0)	0	0.00%													
								0	25	50	100	Question		Department		College		University	
Response Rate		Mean	STD	Median	Department		Mean	STD	Median	College	Mean	STD	Median	University		Mean	STD	Median	
3/3 (100.00%)		4.67	0.58	5.00	12		4.73	0.47	5.00	235	4.71	0.67	5.00	1070		4.68	0.72	5.00	

### 10 - In general, Scott Coble was an effective educator. -

Response Option				Weight	Frequency	Percent	Percent Responses	Means											
Strongly Agree				(5)	2	66.67%		4.67		4.33		4.72		4.63					
Agree				(4)	1	33.33%													
Neither Agree nor Disagree				(3)	0	0.00%													
Disagree				(2)	0	0.00%													
Strongly Disagree				(1)	0	0.00%													
Not Applicable (N/A)				(0)	0	0.00%													
							0	25	50	100	Question		Department		College		University		
Response Rate		Mean	STD	Median	Department		Mean	STD	Median	College		Mean	STD	Median	University		Mean	STD	Median
3/3 (100.00%)		4.67	0.58	5.00	12		4.33	1.23	5.00	235		4.72	0.63	5.00	1070		4.63	0.82	5.00

### 11 - Please describe what you consider to be the strengths of the course and/or instructor:

#### Scott Coble

**Response Rate** 2/3 (66.67%)

- Professor Coble is organized, motivational, informative and overall an amazing teacher
- The course focuses on reflective assignments and analysis of several key issues, I feel this structure is extremely effective, and encourages students to properly integrate the course material knowledge.

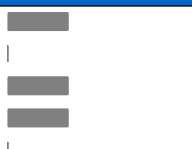
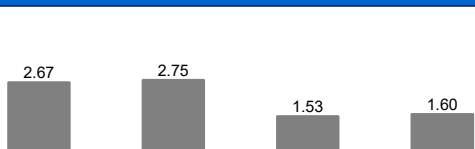
### 12 - Please describe the area(s) where you think the course could be improved:

#### Scott Coble

**Response Rate** 2/3 (66.67%)

- Nothing I can think of
- The course generally functions well, but would likely benefit from an increase in engagement on the support group assignment. More specifically, student should be encouraged to go together and to compare notes on this assignment.

### 13 - How frequently have you used AI technologies like ChatGPT, Google Bard/Gemini, Claude, etc., in this class?

Response Option				Weight	Frequency	Percent	Percent Responses	Means											
Never				(1)	1	33.33%													
Once a month				(2)	0	0.00%													
More than once a month				(3)	1	33.33%													
Weekly				(4)	1	33.33%													
More than once a week				(5)	0	0.00%													
								0	25	50	100	Question		Department		College		University	
Response Rate		Mean	STD	Median	Department		Mean	STD	Median	College		Mean	STD	Median	University		Mean	STD	Median
3/3 (100.00%)		2.67	1.53	3.00	12		2.75	1.54	3.00	213		1.53	1.03	1.00	985		1.60	1.06	1.00

# Middle Tennessee State University

## Summer 2025

**Course:** (EXL) Introduction to Substance Abuse - SW-2750-D01  
**Instructor:** Scott Coble \*  
**Response Rate:** 3/3 (100.00 %)



### 14 - To what extent did your instructor encourage students in this class to use AI technologies like ChatGPT, Google Bard/Gemini, Claude, etc.?

Response Option				Weight	Frequency	Percent	Percent Responses		Means									
Strongly encouraged				(1)	1	33.33%	<div><div></div><div></div><div></div><div></div><div></div></div>		<div><div>2.67</div><div>2.92</div><div>3.75</div><div>3.56</div></div>									
Encouraged				(2)	0	0.00%												
Neutral or provided unclear guidelines				(3)	1	33.33%												
Discouraged				(4)	1	33.33%												
Strongly discouraged				(5)	0	0.00%												
							0	25	50	100	Question		Department		College		University	
Response Rate		Mean	STD	Median	Department	Mean	STD	Median	College	Mean	STD	Median	University	Mean	STD	Median		
3/3 (100.00%)		2.67	1.53	3.00	12	2.92	1.24	3.00	210	3.75	1.02	4.00	969	3.56	0.99	3.00		


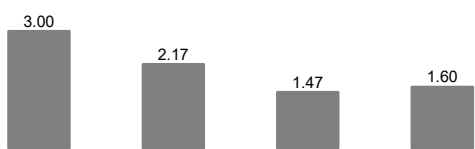
### 15 - How has using AI technology impacted your learning experience in this course?

Response Rate		2/3 (66.67%)
<ul style="list-style-type: none"><li>• It has helped with citations and paper format</li><li>• Usage was limited to Google Gemini providing lists of resource material for further review.</li></ul>		

### 16 - Would you recommend this distance education course to other students?

Response Option				Weight	Frequency	Percent	Percent Responses		Means																
Yes				(2)	3	100.00%																			
No				(1)	0	0.00%																			
										0		25		50		100		Question		Department		College		University	
Response Rate		Mean	STD	Median	Department		Mean	STD	Median	College		Mean	STD	Median	University		Mean	STD	Median						
3/3 (100.00%)		2.00	0.00	2.00	12		1.92	0.29	2.00	189		1.95	0.21	2.00	707		1.91	0.29	2.00						
<ul style="list-style-type: none"><li>• It was very helpful</li><li>• This course is extremely helpful for understanding, addiction and comorbidity.</li></ul>																									

### 17 - Which of the following was most important in your choice to enroll in this online course?

Response Option				Weight	Frequency	Percent	Percent Responses	Means											
I wanted to take this course online.				(1)	0	0.00%													
The on-ground course that I wanted was not available, so I chose this online course.				(2)	1	33.33%													
I did not really consider whether this course was offered on-ground or online.				(3)	1	33.33%													
Other (please explain below).				(4)	1	33.33%													
								0	25	50	100	Question		Department		College		University	
Response Rate		Mean	STD	Median	Department		Mean	STD	Median	College		Mean	STD	Median	University		Mean	STD	Median
3/3 (100.00%)		3.00	1.00	3.00	12		2.17	1.19	2.00	169		1.47	0.94	1.00	574		1.60	1.04	1.00
• I wanted to finish summer classes																			