

Middle Tennessee State University

Fall 2025

Course: 85747.202580: Introduction to Substance Abuse - SW-2750-D02

Instructor: Scott Coble *

Response Rate: 7/17 (41.18 %)

1 - Scott Coble created an environment that helped students learn. -

Response Option				Weight	Frequency	Percent	Percent Responses		Means										
Strongly Agree				(5)	6	85.71%	<div><div></div></div>		4.86		4.34		4.57		4.49				
Agree				(4)	1	14.29%	<div><div></div></div>												
Neither Agree nor Disagree				(3)	0	0.00%	<div><div></div></div>												
Disagree				(2)	0	0.00%	<div><div></div></div>												
Strongly Disagree				(1)	0	0.00%	<div><div></div></div>												
Not Applicable (N/A)				(0)	0	0.00%	<div><div></div></div>												
							0	25	50	100	Question		Department		College		University		
Response Rate		Mean	STD	Median	Department		Mean	STD	Median	College		Mean	STD	Median	University		Mean	STD	Median
7/17 (41.18%)		4.86	0.38	5.00	225		4.34	1.05	5.00	3076		4.57	0.79	5.00	23585		4.49	0.86	5.00

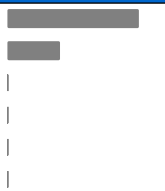
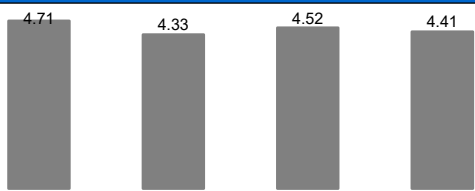
2 - Scott Coble delivered course material in a clear and organized manner. -

Response Option				Weight	Frequency	Percent	Percent Responses		Means										
Strongly Agree				(5)	5	71.43%	<div><div></div></div>		<div><div>4.71</div><div>4.11</div><div>4.48</div><div>4.41</div></div>										
Agree				(4)	2	28.57%	<div><div></div></div>												
Neither Agree nor Disagree				(3)	0	0.00%	<div><div></div></div>												
Disagree				(2)	0	0.00%	<div><div></div></div>												
Strongly Disagree				(1)	0	0.00%	<div><div></div></div>												
Not Applicable (N/A)				(0)	0	0.00%	<div><div></div></div>												
							0	25	50	100	Question		Department		College		University		
Response Rate		Mean	STD	Median	Department		Mean	STD	Median	College		Mean	STD	Median	University		Mean	STD	Median
7/17 (41.18%)		4.71	0.49	5.00	225		4.11	1.26	5.00	3076		4.48	0.94	5.00	23585		4.41	0.95	5.00

3 - Scott Coble gave assignments related to the goals of the course. -

Response Option				Weight	Frequency	Percent	Percent Responses		Means										
Strongly Agree				(5)	6	85.71%	<div><div></div></div>		<div><div>4.86</div><div>4.56</div><div>4.69</div><div>4.62</div></div>										
Agree				(4)	1	14.29%	<div><div></div></div>												
Neither Agree nor Disagree				(3)	0	0.00%	<div><div></div></div>												
Disagree				(2)	0	0.00%	<div><div></div></div>												
Strongly Disagree				(1)	0	0.00%	<div><div></div></div>												
Not Applicable (N/A)				(0)	0	0.00%	<div><div></div></div>												
							0	25	50	100	Question		Department		College		University		
Response Rate		Mean	STD	Median	Department		Mean	STD	Median	College		Mean	STD	Median	University		Mean	STD	Median
7/17 (41.18%)		4.86	0.38	5.00	225		4.56	0.82	5.00	3076		4.69	0.63	5.00	23585		4.62	0.69	5.00

4 - Scott Coble used evaluation methods to adequately assess student academic performance. -

Response Option				Weight	Frequency	Percent	Percent Responses	Means											
Strongly Agree				(5)	5	71.43%													
Agree				(4)	2	28.57%													
Neither Agree nor Disagree				(3)	0	0.00%													
Disagree				(2)	0	0.00%													
Strongly Disagree				(1)	0	0.00%													
Not Applicable (N/A)				(0)	0	0.00%													
								0	25	50	100	Question		Department		College		University	
Response Rate		Mean	STD	Median	Department		Mean	STD	Median	College		Mean	STD	Median	University		Mean	STD	Median
7/17 (41.18%)		4.71	0.49	5.00	225		4.33	1.06	5.00	3076		4.52	0.82	5.00	23585		4.41	0.90	5.00

Middle Tennessee State University

Fall 2025

Course: 85747.202580: Introduction to Substance Abuse - SW-2750-D02

Instructor: Scott Coble *

Response Rate: 7/17 (41.18 %)

5 - Scott Coble was knowledgeable about the subject matter(s) of the course. -

Response Option				Weight	Frequency	Percent	Percent Responses		Means										
Strongly Agree				(5)	6	85.71%	<div><div></div></div>		4.86		4.55		4.72		4.69				
Agree				(4)	1	14.29%	<div><div></div></div>												
Neither Agree nor Disagree				(3)	0	0.00%	<div><div></div></div>												
Disagree				(2)	0	0.00%	<div><div></div></div>												
Strongly Disagree				(1)	0	0.00%	<div><div></div></div>												
Not Applicable (N/A)				(0)	0	0.00%	<div><div></div></div>												
							0	25	50	100	Question		Department		College		University		
Response Rate		Mean	STD	Median	Department		Mean	STD	Median	College		Mean	STD	Median	University		Mean	STD	Median
7/17 (41.18%)		4.86	0.38	5.00	225		4.55	0.82	5.00	3076		4.72	0.62	5.00	23584		4.69	0.65	5.00


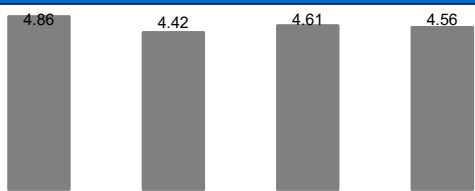

6 - Scott Coble enhanced students' abilities to think critically about the subject matter(s) covered. -

Response Option				Weight	Frequency	Percent	Percent Responses		Means										
Strongly Agree				(5)	5	71.43%	<div><div></div></div>		4.71		4.46		4.56		4.44				
Agree				(4)	2	28.57%	<div><div></div></div>												
Neither Agree nor Disagree				(3)	0	0.00%													
Disagree				(2)	0	0.00%													
Strongly Disagree				(1)	0	0.00%													
Not Applicable (N/A)				(0)	0	0.00%													
							0	25	50	100	Question		Department		College		University		
Response Rate		Mean	STD	Median	Department		Mean	STD	Median	College		Mean	STD	Median	University		Mean	STD	Median
7/17 (41.18%)		4.71	0.49	5.00	225		4.46	0.96	5.00	3076		4.56	0.80	5.00	23584		4.44	0.89	5.00

7 - Scott Coble engaged the class and provided opportunities for student participation/contributions appropriate for class size/type. -

Response Option				Weight	Frequency	Percent	Percent Responses		Means										
Strongly Agree				(5)	6	85.71%	<div><div></div></div>		<div><div>4.86</div><div>4.41</div><div>4.59</div><div>4.50</div></div>										
Agree				(4)	1	14.29%	<div><div></div></div>												
Neither Agree nor Disagree				(3)	0	0.00%	<div><div></div></div>												
Disagree				(2)	0	0.00%	<div><div></div></div>												
Strongly Disagree				(1)	0	0.00%	<div><div></div></div>												
Not Applicable (N/A)				(0)	0	0.00%	<div><div></div></div>												
							0	25	50	100	Question		Department		College		University		
Response Rate		Mean	STD	Median	Department		Mean	STD	Median	College		Mean	STD	Median	University		Mean	STD	Median
7/17 (41.18%)		4.86	0.38	5.00	225		4.41	0.98	5.00	3076		4.59	0.79	5.00	23583		4.50	0.85	5.00

8 - Scott Coble cared about student learning. -

Response Option				Weight	Frequency	Percent	Percent Responses		Means										
Strongly Agree				(5)	6	85.71%													
Agree				(4)	1	14.29%													
Neither Agree nor Disagree				(3)	0	0.00%													
Disagree				(2)	0	0.00%													
Strongly Disagree				(1)	0	0.00%													
Not Applicable (N/A)				(0)	0	0.00%													
							0	25	50	100	Question		Department		College		University		
Response Rate		Mean	STD	Median	Department		Mean	STD	Median	College		Mean	STD	Median	University		Mean	STD	Median
7/17 (41.18%)		4.86	0.38	5.00	225		4.42	1.00	5.00	3076		4.61	0.77	5.00	23583		4.56	0.80	5.00

Middle Tennessee State University

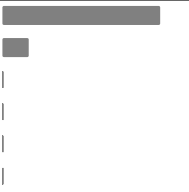
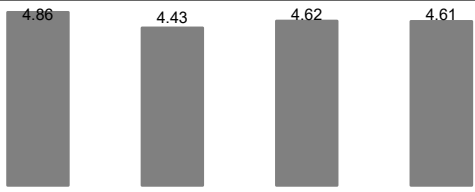
Fall 2025

Course: 85747.202580: Introduction to Substance Abuse - SW-2750-D02

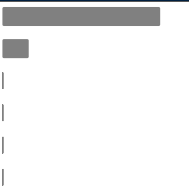
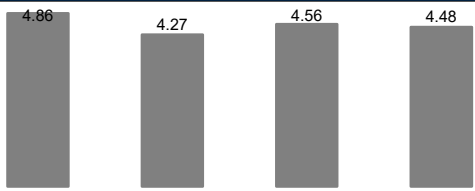
Instructor: Scott Coble *

Response Rate: 7/17 (41.18 %)

9 - Scott Coble was willing to answer questions during or outside of class. -

Response Option		Weight	Frequency	Percent	Percent Responses	Means									
Strongly Agree		(5)	6	85.71%											
Agree		(4)	1	14.29%											
Neither Agree nor Disagree		(3)	0	0.00%											
Disagree		(2)	0	0.00%											
Strongly Disagree		(1)	0	0.00%											
Not Applicable (N/A)		(0)	0	0.00%											
					0 25 50 100	Question		Department		College		University			
Response Rate	Mean	STD	Median	Department	Mean	STD	Median	College	Mean	STD	Median	University	Mean	STD	Median
7/17 (41.18%)	4.86	0.38	5.00	225	4.43	0.96	5.00	3076	4.62	0.76	5.00	23583	4.61	0.74	5.00

10 - In general, Scott Coble was an effective educator. -

Response Option		Weight	Frequency	Percent	Percent Responses	Means									
Strongly Agree		(5)	6	85.71%											
Agree		(4)	1	14.29%											
Neither Agree nor Disagree		(3)	0	0.00%											
Disagree		(2)	0	0.00%											
Strongly Disagree		(1)	0	0.00%											
Not Applicable (N/A)		(0)	0	0.00%											
					0 25 50 100	Question		Department		College		University			
Response Rate	Mean	STD	Median	Department	Mean	STD	Median	College	Mean	STD	Median	University	Mean	STD	Median
7/17 (41.18%)	4.86	0.38	5.00	225	4.27	1.12	5.00	3076	4.56	0.83	5.00	23583	4.48	0.90	5.00

11 - Please describe what you consider to be the strengths of the course and/or instructor:

Scott Coble

Response Rate 5/17 (29.41%)

- I love Professor Coble. I had his online class, and he was always very helpful. Enjoyed the structure and guidance he gave to the class. He is a hard grader on formatting, but I take that as a strength to learn more and do better. He also gets grades in quickly, and if he is behind, he always communicates the delay.
- Professor Coble is very knowledgeable about the topics he teaches, and you can tell he actually cares about his students' success. He is very understanding and kind. Amazing Professor.
- This course was extremely engaging and enjoyable. Professor Coble truly wants to see us at our full potential and inspired me throughout this course.
- My favorite professor at university so far! He created such an open and safe environment from the start and always gave feedback that felt like he actually read my assignment.
- Thank you for being such a helpful and supportive teacher. your encouragement, patience made a big difference in my learning experience. I truly appreciate everything you've done - Safi W

12 - Please describe the area(s) where you think the course could be improved:

Scott Coble

Response Rate 5/17 (29.41%)

- I do not have any.
- N/A.
- I fully enjoyed the course, except the final presentation. I have not made a power point in 15 years so having to learn just how to work it took more time and frustration I would have preferred a paper.
- Nothing
- N/A