













	MFG	ITEM	FINISH	QTY	LOC	SOURCE	PHOTO
A	BERTAZZONI PROF366GASXT	RANGE 36"	STAINLESS STEEL	1	THROUGHOUT	JIMMY ROSALES VILLAGE APPLIANCES 914-937-2221 JIMMY@VILLAGEAPPLIANCE.NET	
B	BERTAZZONI REF36PR	REFRIGERATOR	PANEL READY	1	THROUGHOUT	JIMMY ROSALES VILLAGE APPLIANCES 914-937-2221 JIMMY@VILLAGEAPPLIANCE.NET	
C	BERTAZZONI	HOOD VENT INSERT	N/A	1	THROUGHOUT	JIMMY ROSALES VILLAGE APPLIANCES 914-937-2221 JIMMY@VILLAGEAPPLIANCE.NET	
D	BERTAZZONI MD24X	MICROWAVE DRAWER 24"	STAINLESS STEEL	1	THROUGHOUT	JIMMY ROSALES VILLAGE APPLIANCES 914-937-2221 JIMMY@VILLAGEAPPLIANCE.NET	
E	COVE DW2450	DISHWASHER 24"	PANEL READY	1	THROUGHOUT	JIMMY ROSALES VILLAGE APPLIANCES 914-937-2221 JIMMY@VILLAGEAPPLIANCE.NET	
F	MIELE WWH860WCS	FRONT LOADER WASHER	WHITE	1	THROUGHOUT	JIMMY ROSALES VILLAGE APPLIANCES 914-937-2221 JIMMY@VILLAGEAPPLIANCE.NET	
G	MIELE TWH180WP	HWAT PUMP ELECTRIC DRYER	WHITE	1	THROUGHOUT	JIMMY ROSALES VILLAGE APPLIANCES 914-937-2221 JIMMY@VILLAGEAPPLIANCE.NET	
H	BERTAZZONI REF30PR	REFRIGERATOR	PANEL READY	1	1ST FLOOR	JIMMY ROSALES VILLAGE APPLIANCES 914-937-2221 JIMMY@VILLAGEAPPLIANCE.NET	
J	MIELE WTV502	STACKING KIT	STAINLESS STEEL	1	THROUGHOUT	JIMMY ROSALES VILLAGE APPLIANCES 914-937-2221 JIMMY@VILLAGEAPPLIANCE.NET	



K	SUB ZERO #UC-24BG/O	UNDERCOUNTER REFRIGERATION	PANEL READY	1	PHW, PHE, 2W, 2F, 1W	<p>JIMMY ROSALES VILLAGE APPLIANCES 914-937-2221 JIMMY@VILLAGEAPPLIANCE.NET</p>	
---	------------------------	-------------------------------	-------------	---	-------------------------	------------------------------------------------------------------------------------------------	-------------------------------------------------------------------------------------



	MPG	ITEM	FINISH	QTY	LOC	SOURCE	PHOTO
1	NEWPORT BRASS	FAUCET 3110	SATIN GOLD	5	PHW, PHE, 2W, 2E, 1W MASTER BATHROOM	VICTORIA LABELLA KOHLER SIGNATURE STORE 203-577-5388 VLABELLA@PLIMPTONHILLS.COM	
2	NEWPORT BRASS	THERMOSTATIC TRIM PLATE 3-3103TR	SATIN GOLD	5	PHW, PHE, 2W, 2E, 1W MASTER BATHROOM	VICTORIA LABELLA KOHLER SIGNATURE STORE 203-577-5388 VLABELLA@PLIMPTONHILLS.COM	
3	NEWPORT BRASS	RAINFALL SHOWER HEAD #2092	SATIN GOLD	5	PHW, PHE, 2W, 2E, 1W MASTER BATHROOM	VICTORIA LABELLA KOHLER SIGNATURE STORE 203-577-5388 VLABELLA@PLIMPTONHILLS.COM	
4	NEWPORT BRASS	SHOWER ARM 10" #2031	SATIN GOLD	5	PHW, PHE, 2W, 2E, 1W MASTER BATHROOM	VICTORIA LABELLA KOHLER SIGNATURE STORE 203-577-5388 VLABELLA@PLIMPTONHILLS.COM	
5	NEWPORT BRASS	HAND HELD #990-0443	SATIN GOLD	5	PHW, PHE, 2W, 2E, 1W MASTER BATHROOM	VICTORIA LABELLA KOHLER SIGNATURE STORE 203-577-5388 VLABELLA@PLIMPTONHILLS.COM	
6	LACAVA	CUBE 5450	WHITE	7	THROUGHOUT	VICTORIA LABELLA KOHLER SIGNATURE STORE 203-577-5388 VLABELLA@PLIMPTONHILLS.COM	
7	TOTO	TOILET #CST446CUMG#01	COTTON WHITE #01	12	THROUGHOUT		
8	NEWPORT BRASS	FAUCET 3-2491	POLISHED CHROME	5	PHW, PHE, 2W, 2E, 1W SECOND BATHROOM	VICTORIA LABELLA KOHLER SIGNATURE STORE 203-577-5388 VLABELLA@PLIMPTONHILLS.COM	
9	WS BATH COLLECTIONS	SINK OVAL VESSEL SINK	WHITE	5	PHW, PHE, 2W, 2E, 1W SECOND BATHROOM	KGID 203-485-0413 OFFICE@KGELFANDINTERIORS.COM	





10	NEWPORT BRASS	BALANCED PRESSURE TUB & SHOWER SET 3-2492BP	POLISHED CHROME	5	PHW, PHE, 2W, 2E, 1W SECOND BATHROOM	VICTORIA LABELLA KOHLER SIGNATURE STORE 203-577-5388 VLABELLA@PLIMPTONHILLS.COM	
11	BAIN ULTRA	CITTI ALCOVE 17	WHITE	5	PHW, 2W, 1W SECOND BATHROOM 1S & 1E BATHROOM	KGID 203-485-0413 OFFICE@KGEFANDINTERIORS.COM	
12	KOHLER	ARCHER K-1125-LA-0 72"X36"	WHITE	2	PHE & 2E SECOND BATHROOM	VICTORIA LABELLA KOHLER SIGNATURE STORE 203-577-5388 VLABELLA@PLIMPTONHILLS.COM	
13	NEWPORT BRASS	FAUCET 1500-5103	SATIN NICKEL	7	THROUGHOUT	VICTORIA LABELLA KOHLER SIGNATURE STORE 203-577-5388 VLABELLA@PLIMPTONHILLS.COM	
14	KOHLER	SINK STRIVE K-5284-NA	STAINLESS STEEL	7	THROUGHOUT	VICTORIA LABELLA KOHLER SIGNATURE STORE 203-577-5388 VLABELLA@PLIMPTONHILLS.COM	
15	KOHLER	FAUCET K-22972-CP	POLISHED CHROME	2	ROOFTOP TERRACE KITCHENS	VICTORIA LABELLA KOHLER SIGNATURE STORE 203-577-5388 VLABELLA@PLIMPTONHILLS.COM	
16	KOHLER	SINK K-3822-NA	STAINLESS STEEL	2	ROOFTOP TERRACE KITCHENS	VICTORIA LABELLA KOHLER SIGNATURE STORE 203-577-5388 VLABELLA@PLIMPTONHILLS.COM	
17	IN SINK ERATOR	COVER CONTROL 3/4 HP BATCH FEED GARBAGE DISPOSAL		7	THROUGHOUT	VICTORIA LABELLA KOHLER SIGNATURE STORE 203-577-5388 VLABELLA@PLIMPTONHILLS.COM	
18	KOHLER	#K144064 PN 8" LAV FAUCET LOW SPOUT LEVER HANDLES	BLACK	2	1S & 1E	VICTORIA LABELLA KOHLER SIGNATURE STORE 203-577-5388 VLABELLA@PLIMPTONHILLS.COM	
19	KOHLER	#K-T14421 PRESSURE BALANCED BATH AND SHOWER TRIM SET	BLACK	2	1S & 1E	VICTORIA LABELLA KOHLER SIGNATURE STORE 203-577-5388 VLABELLA@PLIMPTONHILLS.COM	



	ITEM	FINISH	SIZE	CNSTRN	HARDWARE	LOC	SOURCE	PHOTO
D/1	#TS3130 CB-STICKING (COVE AND BEAD STICKING) C- PANEL (FLAT PANEL). INTERIOR SINGLE SWING	PAINT GRADE/ SPECIES TBD BY BUILDER	AS NOTED	2-1/4" SOLID WOOD	SEE HW-1	AS NOTED	BRIAN KURTZ 203-413-5234 BKURTZ@INTERSTATELUMBER.COM	
D/2	DOUBLE DOORS WITH GLASS TRANSOM AND INSET PANEL.	PAINT GRADE/ SPECIES TBD BY BUILDER	AS NOTED ON PLANS	2-1/4 WOOD	SEE HW-1	PHW, PHE, 2W, 2E	BRIAN KURTZ 203-413-5234 BKURTZ@INTERSTATELUMBER.COM	
D/3	#TS3130 CB-STICKING (COVE AND BEAD STICKING) C- PANEL (FLAT PANEL). INTERIOR SINGLE POCKET	PAINT GRADE/ SPECIES TBD BY BUILDER	AS NOTED ON PLANS	2-1/4 WOOD	SEE HW-2	AS NOTED	BRIAN KURTZ 203-413-5234 BKURTZ@INTERSTATELUMBER.COM	
D/4	#TS3130 CB-STICKING (COVE AND BEAD STICKING) C- PANEL (FLAT PANEL). INTERIOR DOUBLE POCKET	PAINT GRADE/ SPECIES TBD BY BUILDER	AS NOTED ON PLANS	2-1/4 WOOD	SEE HW-2	AS NOTED	BRIAN KURTZ 203-413-5234 BKURTZ@INTERSTATELUMBER.COM	
D/5	#TS3130 CB-STICKING (COVE AND BEAD STICKING) C- PANEL (FLAT PANEL). INTERIOR DOUBLE SWING	PAINT GRADE/ SPECIES TBD BY BUILDER	AS NOTED ON PLANS	2-1/4 WOOD	SEE HW-3	AS NOTED	BRIAN KURTZ 203-413-5234 BKURTZ@INTERSTATELUMBER.COM	
D/6	#TS3130 CB-STICKING (COVE AND BEAD STICKING) C- PANEL (FLAT PANEL). INTERIOR CLOSET BI- FOLD	PAINT GRADE/ SPECIES TBD BY BUILDER	AS NOTED ON PLANS	2-1/4 WOOD	SEE HW-3	AS NOTED	BRIAN KURTZ 203-413-5234 BKURTZ@INTERSTATELUMBER.COM	
D/7	EXTERIOR WROUGHT IRON FRONT DOOR WITH TRANSOMS. CLEAR GLASS. #WN-145	STAIN GRADE / SPECIES TBD	AS NOTED ON PLANS	2-1/4 WOOD	TBD	AS NOTED	GRAND DESIGN DOORS, INC. 1372 39TH ST BROOKLYN, NY INFO@GRANDDOORS.COM 888-542-6909	
HW-1	BALDWIN ESTATE LEVER #5116.055 ROSE #5010. PRIVACY SET	POLISHED NICKEL	4.55"X 2.642"					
HW-2	EMTEK RECTANGULAR FLUSH PULL, PRIVACY SET	POLISHED NICKEL					BRIAN KURTZ 203-413-5234 BKURTZ@INTERSTATELUMBER.COM	

HW-3	BALDWIN ESTATE LEVER #5116.055 ROSE #5010. DUMMY SET	POLISHED NICKEL	4.55"X 2.642"					
HW-4	BALDWIN ESTATE LEVER #5116.055 ROSE #5010. PASSAGE SET	POLISHED NICKEL	4.55"X 2.642"					



	ITEM	FINISH	LOC	NOTES	CROWN	INTERIOR CAB LIGHTING	SOURCE	PHOTO
CAB/1	CABINETS, INSET PANEL WITH INSET BEAD.	PAINT GRADE, 20% SHEEN	KITCHENS THROUGHOUT	POPLAR CONSTRUCTION, 1-1/2" FRAMES (PARTIAL OVERLAY), 2-1/4" STILES, 3/4" THICK SHELVING	MD-4 AND MD-5, LOCATION DEPENDENT. SEE ELEVATIONS	BUILDER'S CHOICE, SUGGEST LED LOW VOLTAGE STRIP	TBD	
CAB/2	CABINETS, INSET PANEL WITH PERIMETER BEAD.	PAINT GRADE, 20% SHEEN - TWO DIFFERENT PAINT COLORS, TBD BY INTERIOR DESIGNER	MASTER BATHROOMS THROUGHOUT	POPLAR CONSTRUCTION, 1-1/2" FRAMES (PARTIAL OVERLAY), 2-1/4" STILES, 3/4" THICK SHELVING	N/A	N/A	TBD	
CAB/3	CABINETS, FLOATING FULL OVERLAY WITH PERIMETER BEAD. PANEL AT BACK WALL AND FLOATING SHELF BELOW	STAIN GRADE, TBD BY INTERIOR DESIGNER	SECONDARY BATHS THROUGHOUT	POPLAR CONSTRUCTION, 3/4" THICK SHELVING	N/A	N/A	TBD	
CAB/4	CABINETS, INSET PANEL WITH INSET BEAD. GLASS INSET	PAINT GRADE, 20% SHEEN	PH LEVEL, SECOND LEVEL, AND 1W KITCHENS	POPLAR CONSTRUCTION, 1-1/2" FRAMES (PARTIAL OVERLAY), 2-1/4" STILES, 3/4" THICK SHELVING	MD-4 AND MD-5, LOCATION DEPENDENT. SEE ELEVATIONS	BUILDER'S CHOICE, SUGGEST LED LOW VOLTAGE STRIP AT CABINET PERIMETER TO LIGHT INTERIOR	TBD	



**KATE
GELFAND**
INTERIOR DESIGN








MOLDING SCHEDULE
62 MASON STREET | GREENWICH, CT

	ITEM	FINISH	LOC	NOTES	SOURCE	PHOTO
MW/1	BASE #1904 7-1/4" x 3/4"	PAINT GRADE	THROUGHTOUT		BRIAN KURTZ 203-413-5234 BKURTZ@INTERSTATELUMBER.COM	
MW/2	CROWN #IL.373 1-3/4" x 7-1/2"	PAINT GRADE	BEDROOMS & BATHROOMS		BRIAN KURTZ 203-413-5234 BKURTZ@INTERSTATELUMBER.COM	
MW/3	CASING #2909 3-1/2" x 1-1/16"	PAINT GRADE	THROUGHTOUT		BRIAN KURTZ 203-413-5234 BKURTZ@INTERSTATELUMBER.COM	
MW/4	COWN COMBO #IL.751- 1-1/4"x 2-3/8" #IL.372- 1-5/16" x 6" #IL.419- 7/8"x 3"	PAINT GRADE	KITCHEN		BRIAN KURTZ 203-413-5234 BKURTZ@INTERSTATELUMBER.COM	
MW/5	COWN COMBO #IL.751- 1-1/4"x 2-3/8" #IL.372- 1-5/16" x 6"	PAINT GRADE	ENTRY, LIVING, DINING, VESTIBULE		BRIAN KURTZ 203-413-5234 BKURTZ@INTERSTATELUMBER.COM	
MW/6	PANEL MOLDING #IL.752 3/4"x2-3/16"	PAINT GRADE	MASTER BATHROOM, MASTER VESTIBULE, & ENTRY		BRIAN KURTZ 203-413-5234 BKURTZ@INTERSTATELUMBER.COM	
MW/7	FLAT STOCK WHITE OAK KERF CUT REVEAL 1/2"	STAIN GRADE	ENTRY		BRIAN KURTZ 203-413-5234 BKURTZ@INTERSTATELUMBER.COM	




TILE + STONE SCHEDULE
62 MASON STREET | GREENWICH, CT

	ITEM	FINISH	SIZE	GROUT	LOC	SOURCE	PHOTO
S/T-1	CALACATTA GOLD STONE BRICK JOINT MOSAIC	HONED	3.0CM		PHW, PHE, 2W, 2E MASTER BATHROOM FLOOR & SHOWER FLOOR	TILE AMERICA RYAN COYLE 203-323-5922 RJCOYLE@TILEAMERICA.COM	
S/T-2	CALACATTA GOLD STONE TILE	POLISHED	6" x 12" x 3/8"		PHW, PHE, 2W, 2E MASTER BATHROOM SHOWER WALLS	TILE AMERICA RYAN COYLE 203-323-5922 RJCOYLE@TILEAMERICA.COM	
S/T-3	CALACATTA GOLD	HONED			PHW, PHE, 2W, 2E MASTER BATHROOM COUNTERTOP	PAUL DUSHI 203-273-0640 PAUL@DUSHIMG.COM	
S/T-4	CALACATTA QUARTZITE	HONED			PHW, PHE, 2W, 2E SECOND BATHROOM COUNTERTOP	PAUL DUSHI 203-273-0640 PAUL@DUSHIMG.COM	
S/T-5	GLASSOS	POLISHED	12"X24"		PHW, PHE, 2W, 2E SECOND BATHROOM SHOWER WALLS	TILE AMERICA RYAN COYLE 203-323-5922 RJCOYLE@TILEAMERICA.COM	
S/T-6	CARBON	HONED	4x24		PHW, PHE, 2W, 2E SECOND BATHROOM WALL BASE	KGID 203-483-0413 OFFICE@KGELFANDINTERIORS.COM	
S/T-7	CARBON	HONED	12"X24"		PHW, PHE, 2W, 2E SECOND BATHROOM MAIN FLOOR	KGID 203-483-0413 OFFICE@KGELFANDINTERIORS.COM	
S/T-8	STATUARY MARBLE	HONED			PHW, PHE, 2W, 2E KITCHEN COUNTERTOP & BACKSPLISH	PAUL DUSHI 203-273-0640 PAUL@DUSHIMG.COM	
S/T-9	AKDO CR2091-0208G0 SUBWAY TILE	CLOUD GLOSSY	2x8		1W, 1S, 1E KITCHEN BACKSPLASH	PAUL DUSHI 203-273-0640 PAUL@DUSHIMG.COM	
S/T-10	DOLOMITI MARBLE	HONED	18x18		BUILDING ENTRY FIRST FLOOR ELEVATOR	TILE AMERICA RYAN COYLE 203-323-5922 RJCOYLE@TILEAMERICA.COM	
S/T-11	DOLOMITI MARBLE	HONED	6x12		BORDER FOR BUILDING ENTRY FIRST FLOOR HALL	TILE AMERICA RYAN COYLE 203-323-5922 RJCOYLE@TILEAMERICA.COM	



S/T-12	ASIAN CARRARA MOSAIC	HONED	2.5"x .5" HERRINGBONE		1W MASTER BATHROOM SHOWER FLOOR	TILE AMERICA RYAN COYLE 203-323-5922 RJCOYLE@TILEAMERICA.COM	
S/T-13	ASIAN CARRARA TILE	POLISHED	6x12		1W MASTER BATHROOM SHOWER WALLS	TILE AMERICA RYAN COYLE 203-323-5922 RJCOYLE@TILEAMERICA.COM	
S/T-14	PORCELAIN AKDO TILE CONCRETE JUNGLE	HONED	12x24		1W MASTER BATHROOM MAIN FLOOR	PAUL DUSHI 203-273-0640 PAUL@DUSHIMG.COM	
S/T-15	ASIAN CARRARA SLAB	HONED			1W MASTER BATHROOM COUNTERTOP	PAUL DUSHI 203-273-0640 PAUL@DUSHIMG.COM	
S/T-16	CARRARA SLAB	HONED			1S & 1E BATHROOM COUNTERTOP	PAUL DUSHI 203-273-0640 PAUL@DUSHIMG.COM	
S/T-17	CARRARA TILE	HONED	6x12		1S & 1E BATHROOM TUB/SHOWER WALLS	TILE AMERICA RYAN COYLE 203-323-5922 RJCOYLE@TILEAMERICA.COM	
S/T-18	AKDO PO2134-1224MP	WIDE STEEL MATTE	12x24		1S & 1E BATHROOM FLOORS	PAUL DUSHI 203-273-0640 PAUL@DUSHIMG.COM	



PAINT SCHEDULE
62 MASON STREET | GREENWICH, CT

	MFG	LOCATION	SPEC	FINISH	SOURCE	PHOTO
HW-1	TBD BY BUILDER	THROUGHOUT AS NOTED	SELECT OR BETTER WHITE OAK. 7" X 3/4", 8"-12' PLANK WIDTHS	TBD - SAND FINISH AND POLY APPLICATION DONE ONSITE	TBD BY BUILDER	
HW-2	TBD BY BUILDER	PH LEVEL, UNIT ENTRY	INSTALLED HERRINGBONE WITH BORDER. SELECT OR BETTER WHITE OAK. 4" X 3/4",	TBD - SAND FINISH AND POLY APPLICATION DONE ONSITE	TBD BY BUILDER	
CPT-1	TBD	PH + SECOND LEVEL CORRIDOR	100% WOOL, AXEMINISTER BROADLOOM		TBD BY KGID	




	MFG	LOCATION	SPEC	FINISH	SOURCE	PHOTO
PT/1	BENJAMIN MOORE	WALLS/CEILING	WHITE DOVE OC-17	FLAT		
PT/2	BENJAMIN MOORE	CASING/CROWN/BASE	WHITE DOVE OC-17	SEMI GLOSS		
WF/3	TBD	FIREPLACE				
WP/1	TBD	BUILDING ENTRY FOYER COMMON CORRIDORS	VINYL. EXACT TBD			



KATE
GELFAND
INTERIOR DESIGN

DECORATIVE LIGHTING SCHEDULE
62 MASON STREET | GREENWICH, CT

	ITEM	SIZE	FINISH	LOC	QTY	SOURCE	PHOTO
LT-1	SCONCES	4-1/2" W x 3-1/2" D x 23" H	LACQUERED BURNISHED BRASS	MASTER BATHROOM	2	KGID 203-485-0413 OFFICE@KGELFANDINTERIORS.COM	
LT-2	SCONCES	24"W x 4.5" H x 4" D CENTER MOUNT	BLACK	SECOND BATHROOM	1	KGID 203-485-0413 OFFICE@KGELFANDINTERIORS.COM	
LT-3	KITCHEN PENDANT	63"W x 3.2" H X L CUSTOM	SATIN NICKEL SILVER MESH WHITE FROST	KITCHEN ISLAND	1	KGID 203-485-0413 OFFICE@KGELFANDINTERIORS.COM	
LT-4	SCONCES	14" H x 4.5" W x 2" D	HEIRLOOM FINISH	BUILDING LOBBY CORRIDORS	1	KGID 203-485-0413 OFFICE@KGELFANDINTERIORS.COM	
LT-5	SCONCES	10.3 H x 2.7" D x 4.9" W	MID BRONZE W/KICK SMOKE AND CLEAR	UNIT ENTRY	1	KGID 203-485-0413 OFFICE@KGELFANDINTERIORS.COM	