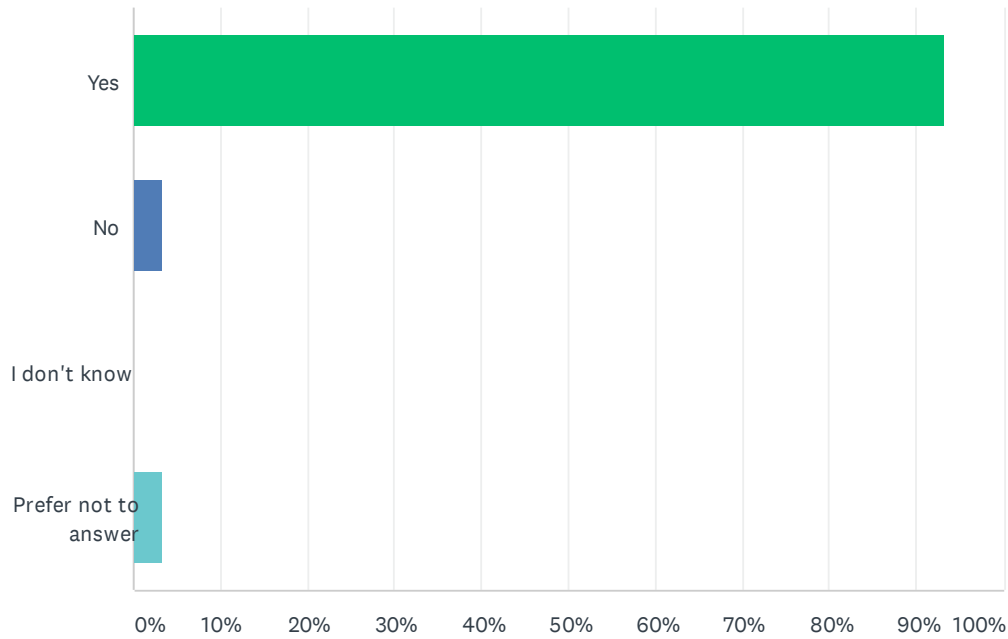


Q1 Do you have HIV/AIDS?

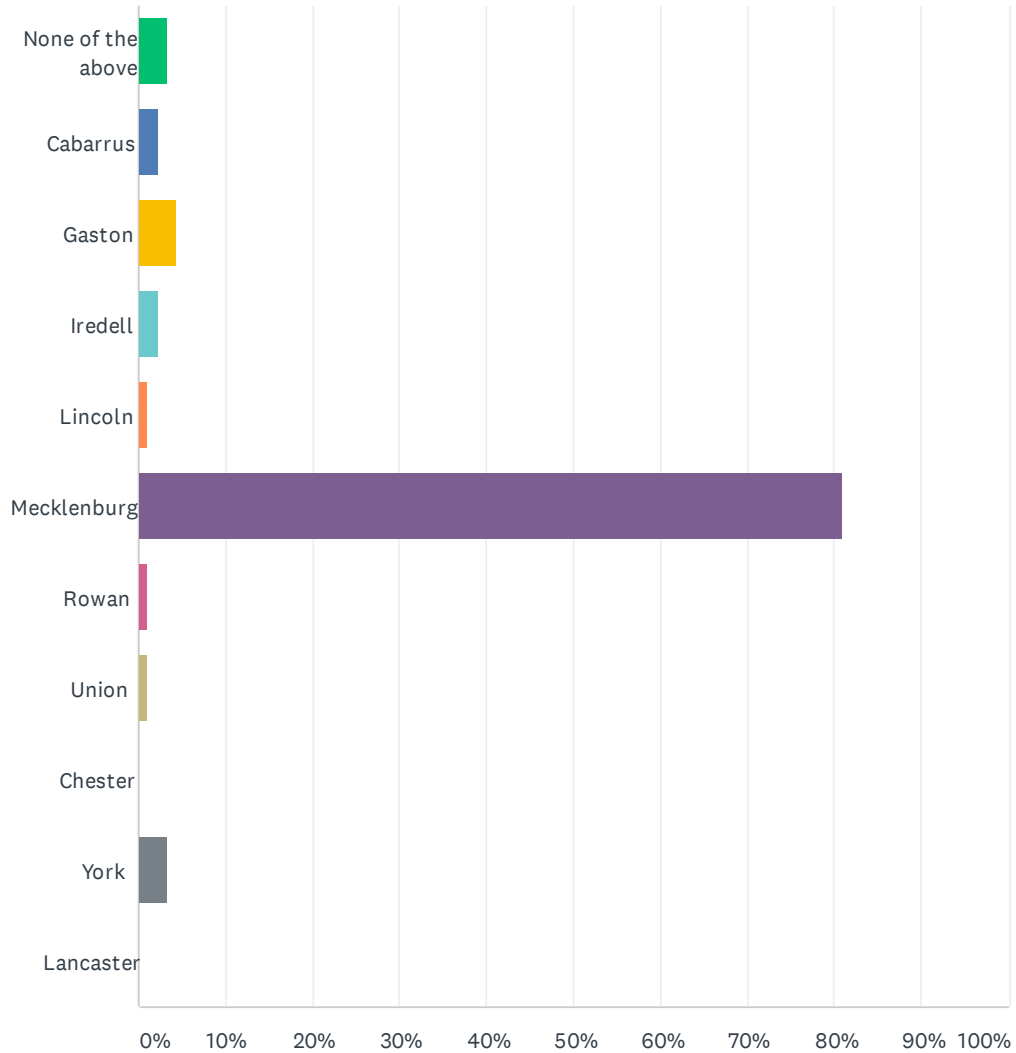
Answered: 89 Skipped: 0



ANSWER CHOICES	RESPONSES	
Yes	93.26%	83
No	3.37%	3
I don't know	0.00%	0
Prefer not to answer	3.37%	3
TOTAL		89

Q2 Which county do you live in?

Answered: 89 Skipped: 0



Housing Needs Assessment Survey

ANSWER CHOICES	RESPONSES	
None of the above	3.37%	3
Cabarrus	2.25%	2
Gaston	4.49%	4
Iredell	2.25%	2
Lincoln	1.12%	1
Mecklenburg	80.90%	72
Rowan	1.12%	1
Union	1.12%	1
Chester	0.00%	0
York	3.37%	3
Lancaster	0.00%	0
TOTAL		89

Q3 What is your ZIP Code?

Answered: 73 Skipped: 16

#	RESPONSES	DATE
1	28216	4/30/2021 4:07 PM
2	28216	4/30/2021 4:00 PM
3	28215	4/30/2021 3:52 PM
4	29710	4/30/2021 3:34 PM
5	28205	4/30/2021 3:24 PM
6	28213	4/27/2021 7:59 PM
7	28081	4/27/2021 12:40 PM
8	28212	4/13/2021 11:27 AM
9	28262	4/13/2021 11:20 AM
10	28215	4/13/2021 10:10 AM
11	28012	3/29/2021 4:04 PM
12	28216	3/29/2021 3:20 PM
13	28037	3/25/2021 11:39 AM
14	28212	3/25/2021 11:33 AM
15	28205	3/24/2021 2:16 PM
16	28210	3/24/2021 12:45 PM
17	28270	3/23/2021 1:46 PM
18	28262	3/23/2021 9:51 AM
19	28227	3/23/2021 9:00 AM
20	28227	3/23/2021 8:47 AM
21	28081	3/23/2021 8:41 AM
22	28213	3/22/2021 6:12 PM
23	28269	3/22/2021 3:19 PM
24	28215	3/22/2021 12:40 PM
25	28208	3/22/2021 12:36 PM
26	28012	3/22/2021 10:15 AM
27	28012	3/17/2021 2:54 PM
28	28012	3/17/2021 2:38 PM
29	28208	2/26/2021 11:08 AM
30	28208	2/26/2021 7:58 AM
31	28213	2/25/2021 7:19 PM
32	28208	2/24/2021 8:04 AM
33	28202	2/24/2021 7:55 AM

Housing Needs Assessment Survey

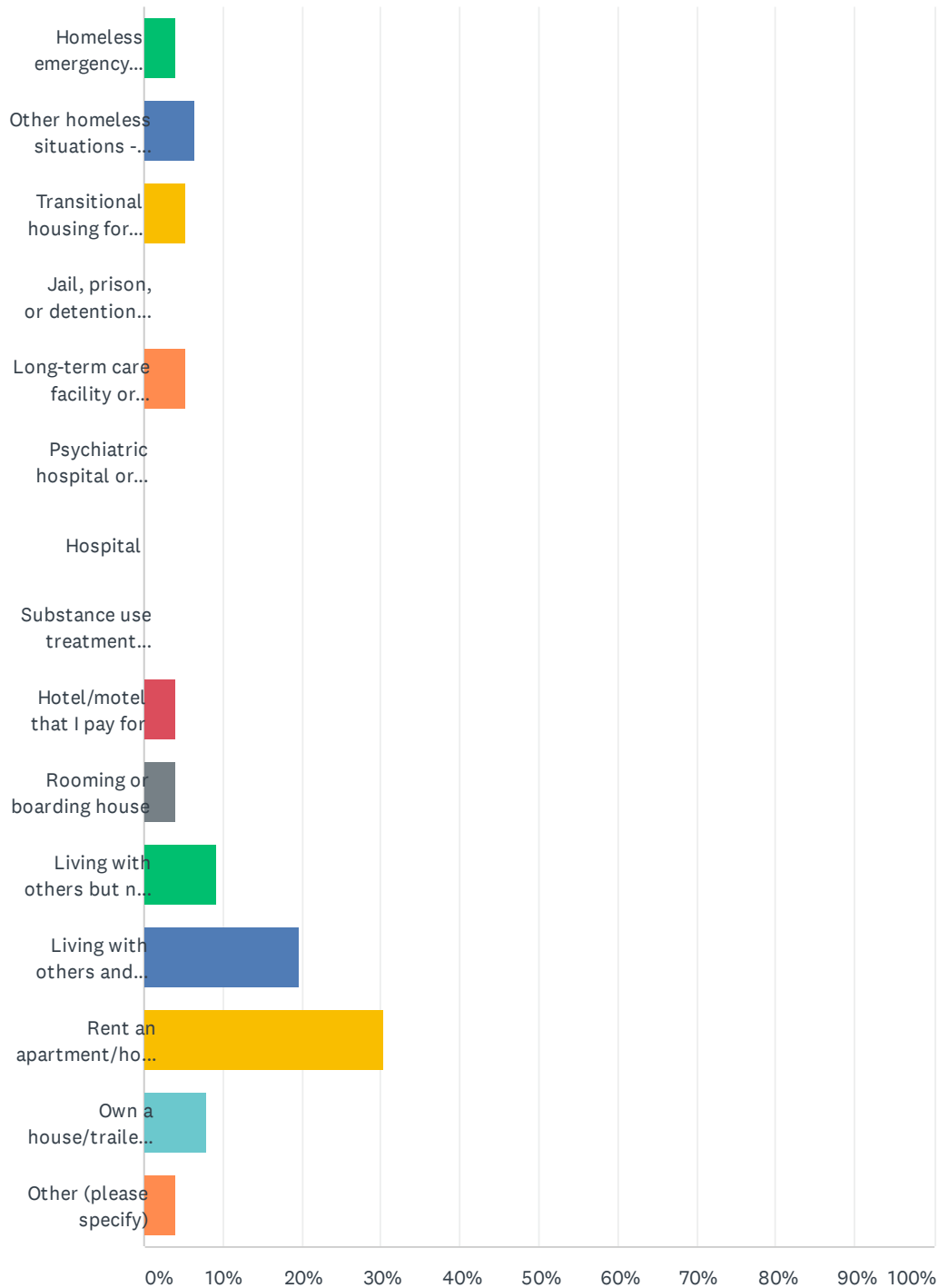
34	28215	2/23/2021 7:38 PM
35	28227	2/23/2021 6:19 PM
36	28278	2/23/2021 3:10 PM
37	28217	2/23/2021 2:38 PM
38	29730	2/23/2021 12:18 PM
39	28216	2/23/2021 11:59 AM
40	28216	2/23/2021 11:56 AM
41	28269	2/23/2021 11:33 AM
42	28216	2/23/2021 10:48 AM
43	28269	2/23/2021 10:40 AM
44	28215	2/23/2021 10:39 AM
45	28270	2/23/2021 10:31 AM
46	28110	2/23/2021 10:30 AM
47	28209	2/23/2021 10:29 AM
48	28212	2/23/2021 10:25 AM
49	28278	2/17/2021 9:17 PM
50	28213	2/10/2021 1:21 PM
51	28208	2/8/2021 12:30 PM
52	28205	2/4/2021 7:16 PM
53	28215	2/3/2021 1:31 PM
54	28206_3200	2/3/2021 11:33 AM
55	28202	1/27/2021 9:57 PM
56	28213	1/27/2021 12:22 PM
57	28214	1/26/2021 9:57 AM
58	28208	1/26/2021 8:56 AM
59	28217	1/25/2021 7:15 PM
60	28217	1/25/2021 3:50 PM
61	28217	1/25/2021 3:22 PM
62	28216	1/25/2021 12:08 PM
63	28205	1/25/2021 12:06 PM
64	28210	1/25/2021 11:59 AM
65	28210	1/25/2021 11:12 AM
66	28205	1/25/2021 10:12 AM
67	28203	1/25/2021 10:10 AM
68	28115	1/22/2021 11:59 AM
69	29730	1/22/2021 9:34 AM
70	28215	1/22/2021 8:14 AM
71	28206	1/21/2021 1:13 PM

Housing Needs Assessment Survey

72	28206	1/19/2021 2:47 PM
73	28262	1/16/2021 12:07 AM

Q4 Which of the following best describes your current living situation?
Please choose ONE. If you are not sure, choose "Other" and describe your living situation.

Answered: 76 Skipped: 13



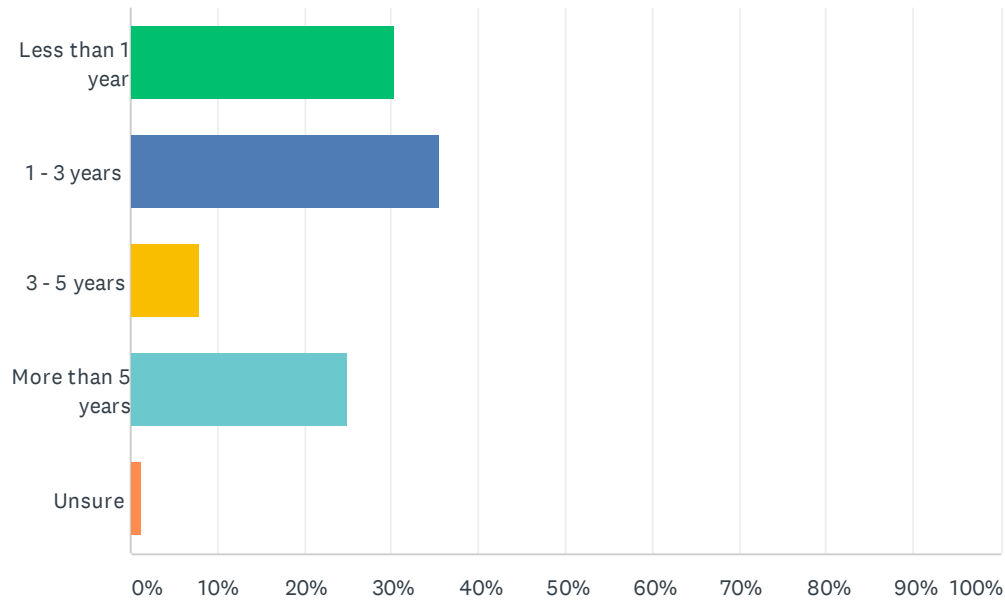
Housing Needs Assessment Survey

ANSWER CHOICES	RESPONSES	
Homeless emergency shelter, including hotel/motel paid for by a program	3.95%	3
Other homeless situations - sleeping in a car, abandoned building, bus, outside, or another place not meant for people to live	6.58%	5
Transitional housing for homeless individuals or families	5.26%	4
Jail, prison, or detention facility	0.00%	0
Long-term care facility or nursing home	5.26%	4
Psychiatric hospital or other psychiatric facility	0.00%	0
Hospital	0.00%	0
Substance use treatment center, halfway house, or sober home	0.00%	0
Hotel/motel that I pay for	3.95%	3
Rooming or boarding house	3.95%	3
Living with others but not paying rent or mortgage	9.21%	7
Living with others and assisting with paying rent or mortgage	19.74%	15
Rent an apartment/house/trailer/condo	30.26%	23
Own a house/trailer/condo	7.89%	6
Other (please specify)	3.95%	3
TOTAL		76

#	OTHER (PLEASE SPECIFY)	DATE
1	trailer	4/30/2021 3:34 PM
2	Living with legal spouse in a unhealthy situation	3/22/2021 12:40 PM
3	The place is in my daughter's name	2/25/2021 7:19 PM

Q5 How long have you been staying in your current living situation?

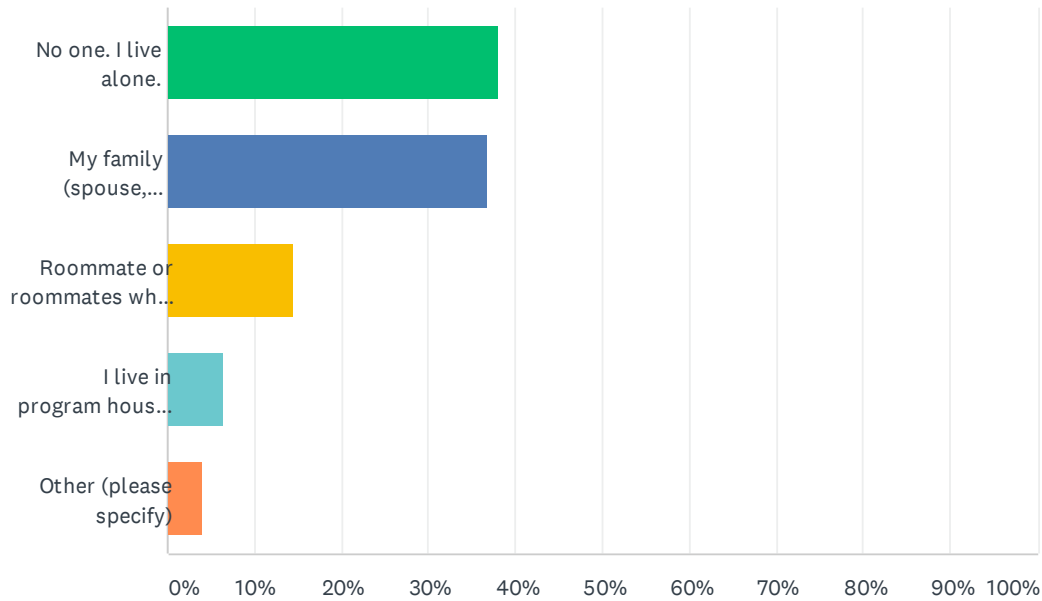
Answered: 76 Skipped: 13



ANSWER CHOICES	RESPONSES	
Less than 1 year	30.26%	23
1 - 3 years	35.53%	27
3 - 5 years	7.89%	6
More than 5 years	25.00%	19
Unsure	1.32%	1
TOTAL		76

Q6 Who currently lives or stays with you?

Answered: 76 Skipped: 13

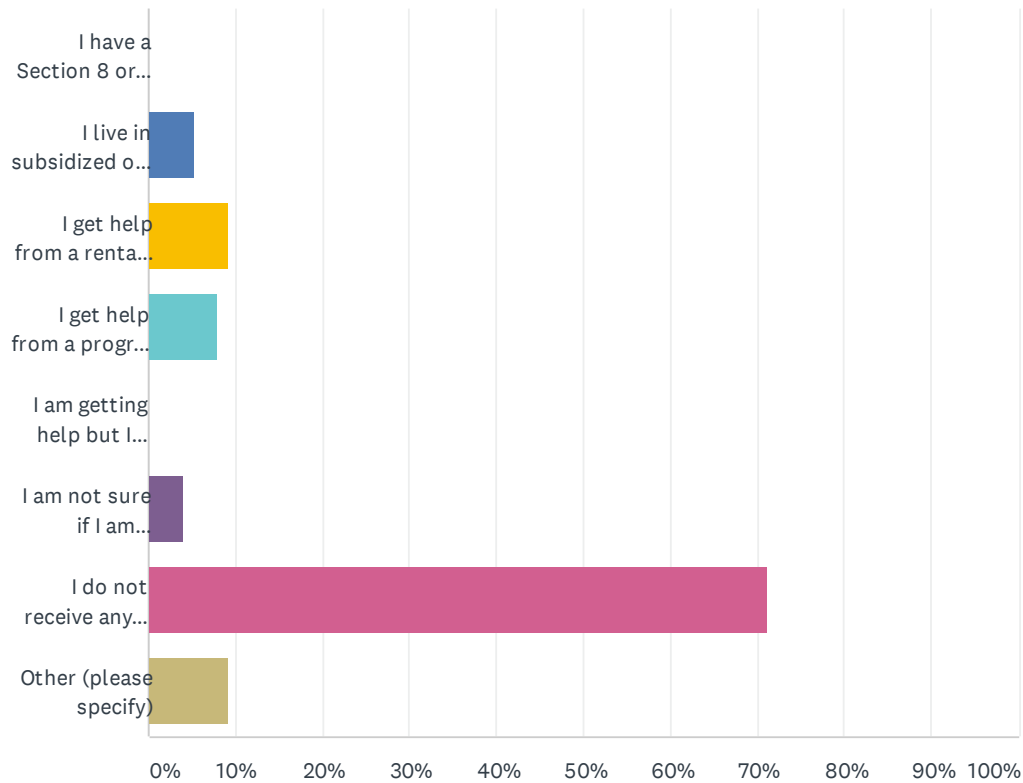


ANSWER CHOICES		RESPONSES	
No one. I live alone.		38.16%	29
My family (spouse, partner, children, grandparents, siblings, etc.)		36.84%	28
Roommate or roommates who are not family		14.47%	11
I live in program housing or share a house with others who are not friends or family		6.58%	5
Other (please specify)		3.95%	3
TOTAL			76

#	OTHER (PLEASE SPECIFY)	DATE
1	My 2 grandkids and daughter	3/23/2021 1:46 PM
2	Living with legal spouse alone with 4 Grandchildren	3/22/2021 12:40 PM
3	I'm living in my car & shelter	2/23/2021 12:18 PM

Q7 What type of help do you receive to pay for housing? Chose ALL that apply.

Answered: 76 Skipped: 13



ANSWER CHOICES		RESPONSES	
I have a Section 8 or housing voucher		0.00%	0
I live in subsidized or public housing where rent is determined by my income		5.26%	4
I get help from a rental assistance program for people living with HIV or AIDS		9.21%	7
I get help from a program that helped move me out of homelessness		7.89%	6
I am getting help but I don't know what it is called		0.00%	0
I am not sure if I am receiving help		3.95%	3
I do not receive any help		71.05%	54
Other (please specify)		9.21%	7
Total Respondents: 76			

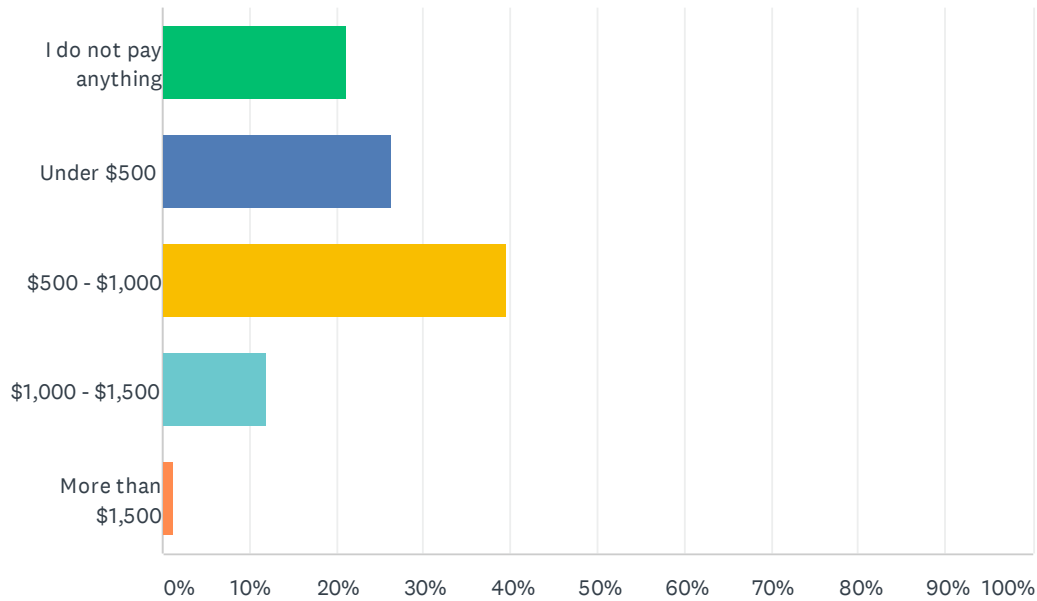
#	OTHER (PLEASE SPECIFY)	DATE
1	SSI, unemployment	3/23/2021 9:00 AM
2	Help by family members	2/23/2021 7:38 PM
3	I received rental assistance once during Lockdown/Quarantine 2020	2/23/2021 11:33 AM

Housing Needs Assessment Survey

4	Just get food stamps	1/25/2021 3:50 PM
5	Only get food stamps , but definitely in need of my own place	1/25/2021 11:59 AM
6	Disability	1/22/2021 11:59 AM
7	SSI	1/22/2021 9:34 AM

Q8 How much do you pay each month for your housing?

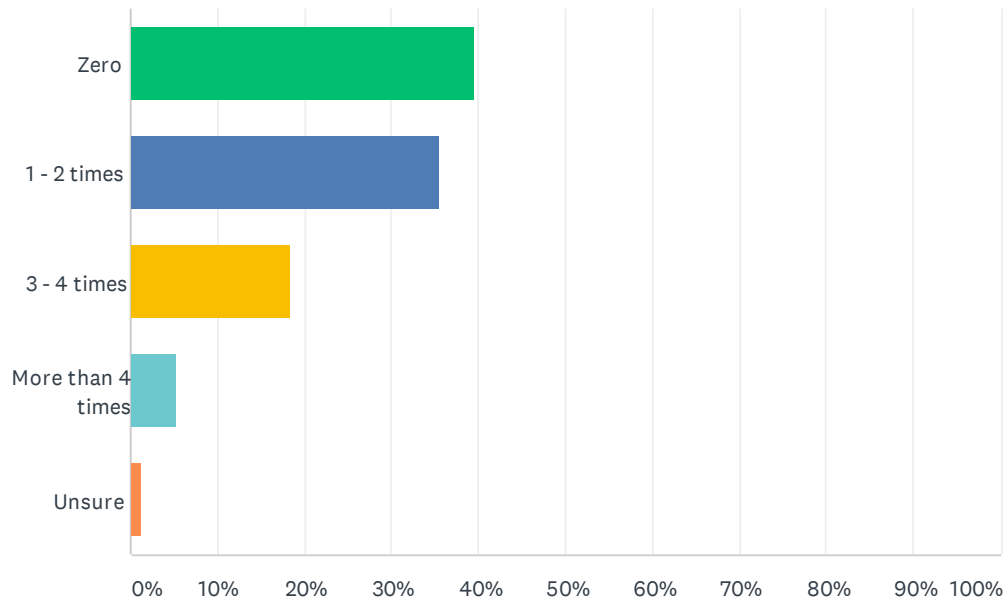
Answered: 76 Skipped: 13



ANSWER CHOICES	RESPONSES	
I do not pay anything	21.05%	16
Under \$500	26.32%	20
\$500 - \$1,000	39.47%	30
\$1,000 - \$1,500	11.84%	9
More than \$1,500	1.32%	1
TOTAL		76

Q9 How many times have you had to move to different housing in the past five (5) years?

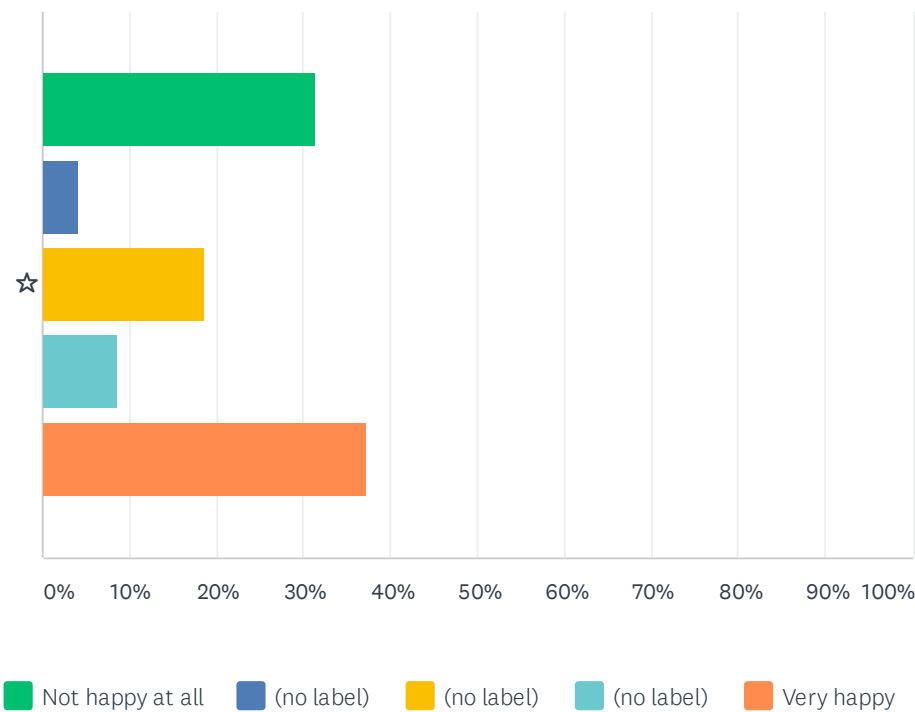
Answered: 76 Skipped: 13



ANSWER CHOICES	RESPONSES	
Zero	39.47%	30
1 - 2 times	35.53%	27
3 - 4 times	18.42%	14
More than 4 times	5.26%	4
Unsure	1.32%	1
TOTAL		76

Q10 How happy are you with your current living situation?

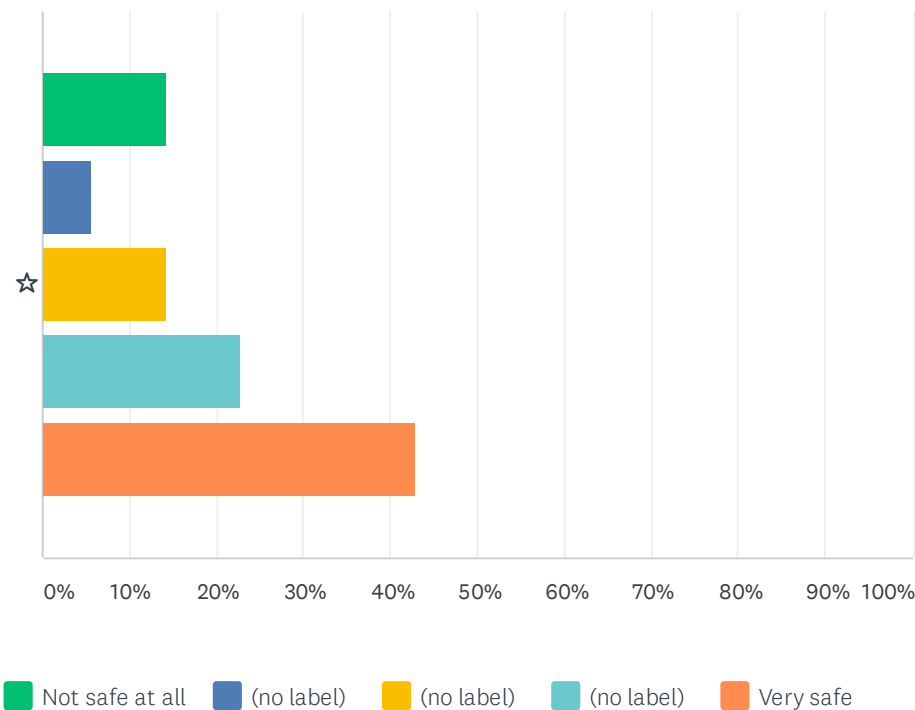
Answered: 70 Skipped: 19



	NOT HAPPY AT ALL	(NO LABEL)	(NO LABEL)	(NO LABEL)	VERY HAPPY	TOTAL	WEIGHTED AVERAGE
☆	31.43% 22	4.29% 3	18.57% 13	8.57% 6	37.14% 26	70	3.16

Q11 How safe do you feel in your current living situation?

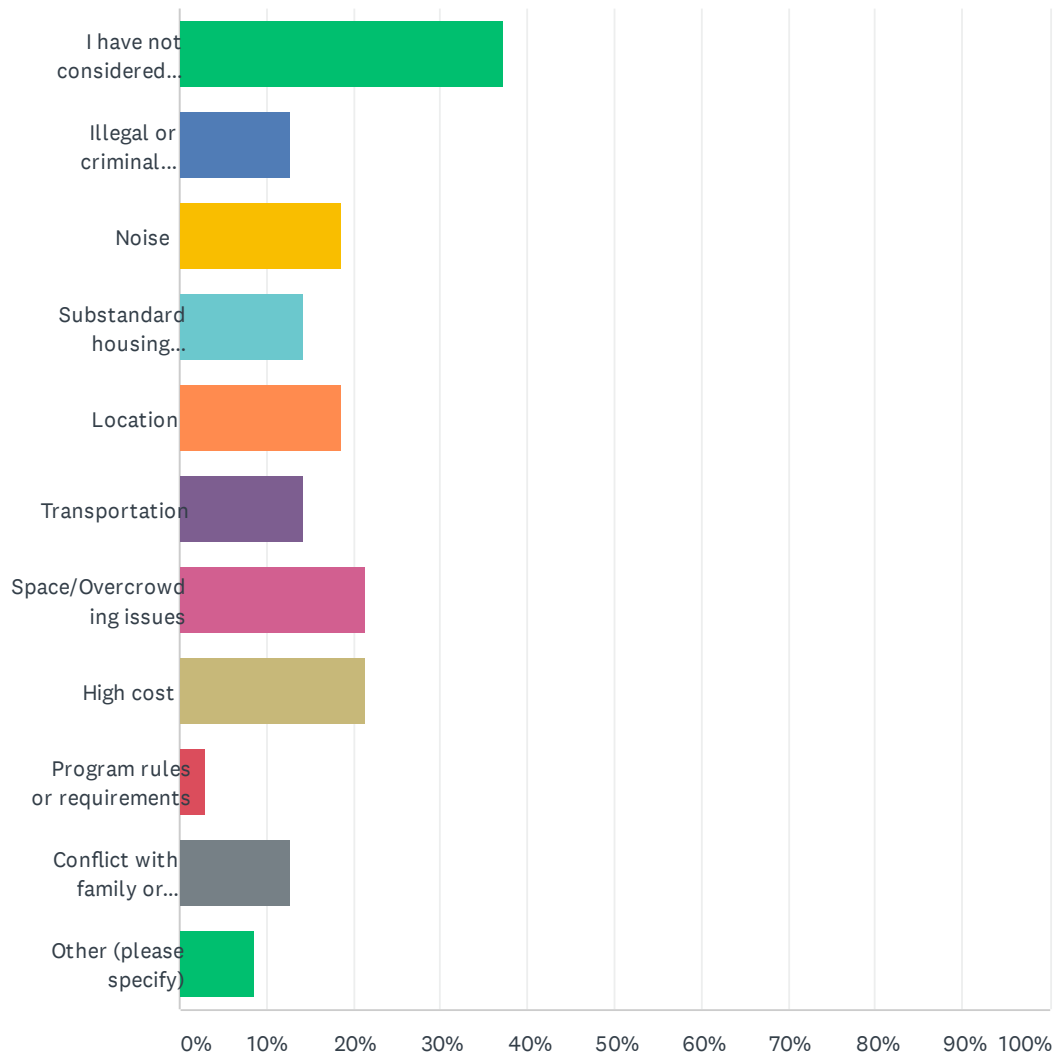
Answered: 70 Skipped: 19



	NOT SAFE AT ALL	(NO LABEL)	(NO LABEL)	(NO LABEL)	VERY SAFE	TOTAL	WEIGHTED AVERAGE
☆	14.29% 10	5.71% 4	14.29% 10	22.86% 16	42.86% 30	70	3.74

Q12 Have you considered moving from your current living situation because of these problems? Choose ALL that apply.

Answered: 70 Skipped: 19



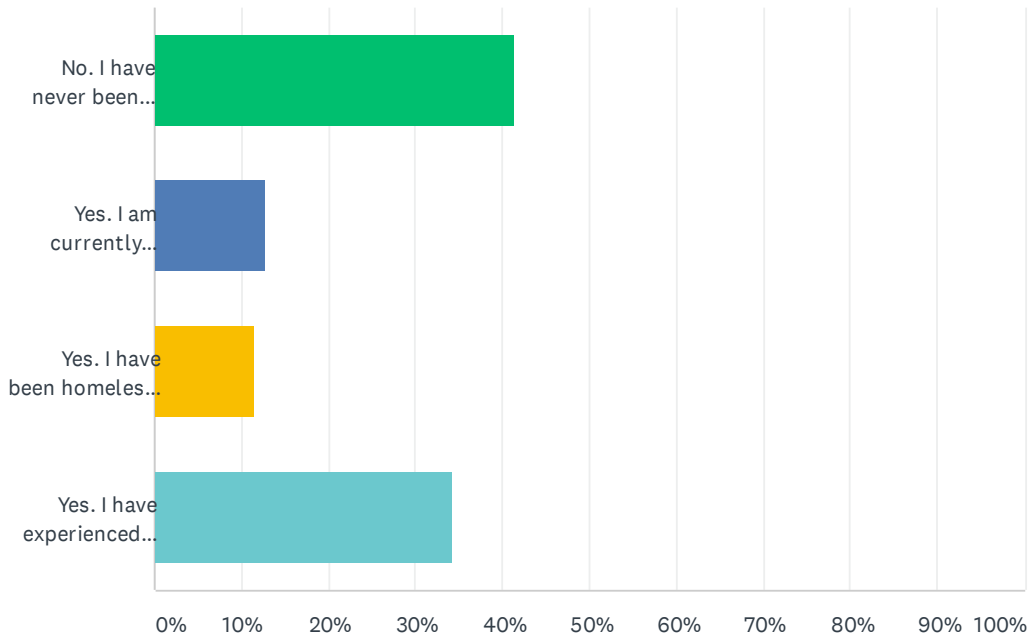
Housing Needs Assessment Survey

ANSWER CHOICES	RESPONSES	
I have not considered moving	37.14%	26
Illegal or criminal activity	12.86%	9
Noise	18.57%	13
Substandard housing conditions	14.29%	10
Location	18.57%	13
Transportation	14.29%	10
Space/Overcrowding issues	21.43%	15
High cost	21.43%	15
Program rules or requirements	2.86%	2
Conflict with family or roommates	12.86%	9
Other (please specify)	8.57%	6
Total Respondents: 70		

#	OTHER (PLEASE SPECIFY)	DATE
1	To help others	4/30/2021 3:36 PM
2	Don't have enough money to move into another place	3/23/2021 9:05 AM
3	Unhealthy situation	3/22/2021 12:42 PM
4	I wanna get something in my name	2/25/2021 7:21 PM
5	Privacy and Stability	2/23/2021 12:19 PM
6	I live in my car	1/25/2021 10:14 AM

Q13 Have you ever been homeless? Please choose ONE.

Answered: 70 Skipped: 19

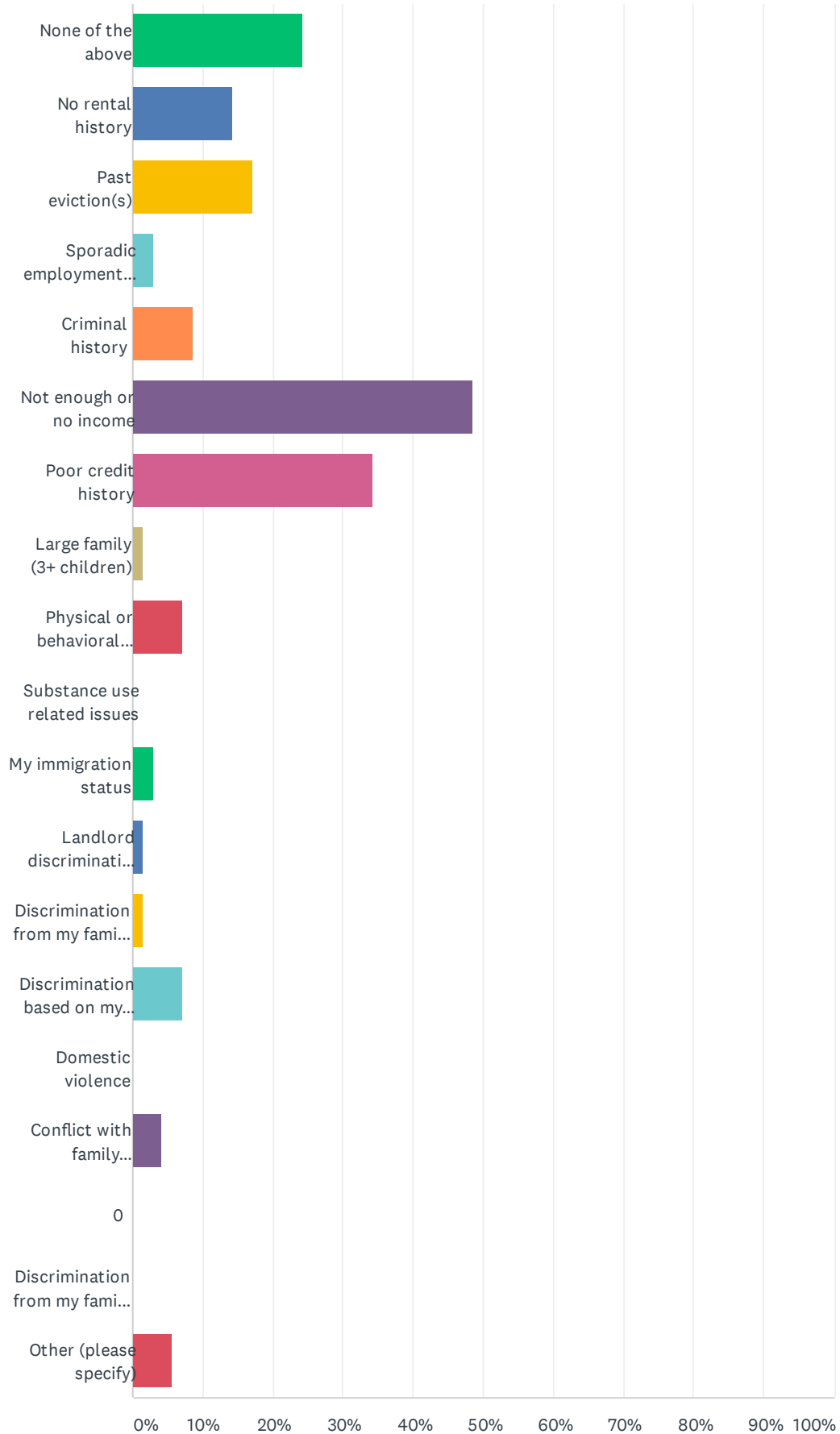


ANSWER CHOICES	RESPONSES	
No. I have never been homeless.	41.43%	29
Yes. I am currently homeless.	12.86%	9
Yes. I have been homeless in the last year.	11.43%	8
Yes. I have experienced homelessness, but it was over one (1) year ago.	34.29%	24
TOTAL		70

Q14 What challenges have you experienced when trying to get housing on your own? Choose ALL that apply.

Answered: 70 Skipped: 19

Housing Needs Assessment Survey



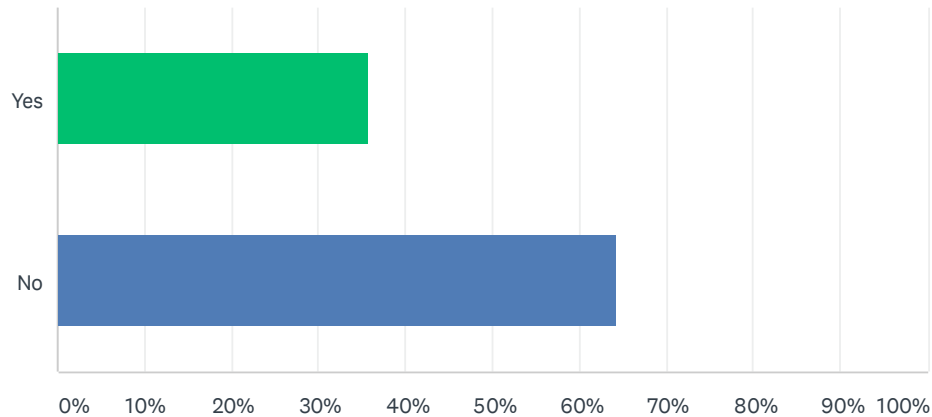
Housing Needs Assessment Survey

ANSWER CHOICES	RESPONSES	
None of the above	24.29%	17
No rental history	14.29%	10
Past eviction(s)	17.14%	12
Sporadic employment history	2.86%	2
Criminal history	8.57%	6
Not enough or no income	48.57%	34
Poor credit history	34.29%	24
Large family (3+ children)	1.43%	1
Physical or behavioral health issues	7.14%	5
Substance use related issues	0.00%	0
My immigration status	2.86%	2
Landlord discrimination based on my race, color, national origin, religion, sex, familial status, or disability	1.43%	1
Discrimination from my family based on race, color, national origin, religion, sex, familial status, or disability	1.43%	1
Discrimination based on my HIV/AIDS status	7.14%	5
Domestic violence	0.00%	0
Conflict with family (parents, grandparents, siblings, etc.)	4.29%	3
0	0.00%	0
Discrimination from my family based on my HIV/AIDS status	0.00%	0
Other (please specify)	5.71%	4
Total Respondents: 70		

#	OTHER (PLEASE SPECIFY)	DATE
1	alcohol drug use	3/29/2021 3:39 PM
2	Long waiting list	1/26/2021 10:00 AM
3	Lack of support and assistance obtaining long term housing	1/26/2021 9:02 AM
4	Difficulty finding affordable housing	1/25/2021 3:25 PM

Q15 Has your housing been impacted by COVID-19 (the coronavirus)?

Answered: 70 Skipped: 19



ANSWER CHOICES	RESPONSES
Yes	35.71% 25
No	64.29% 45
TOTAL	70

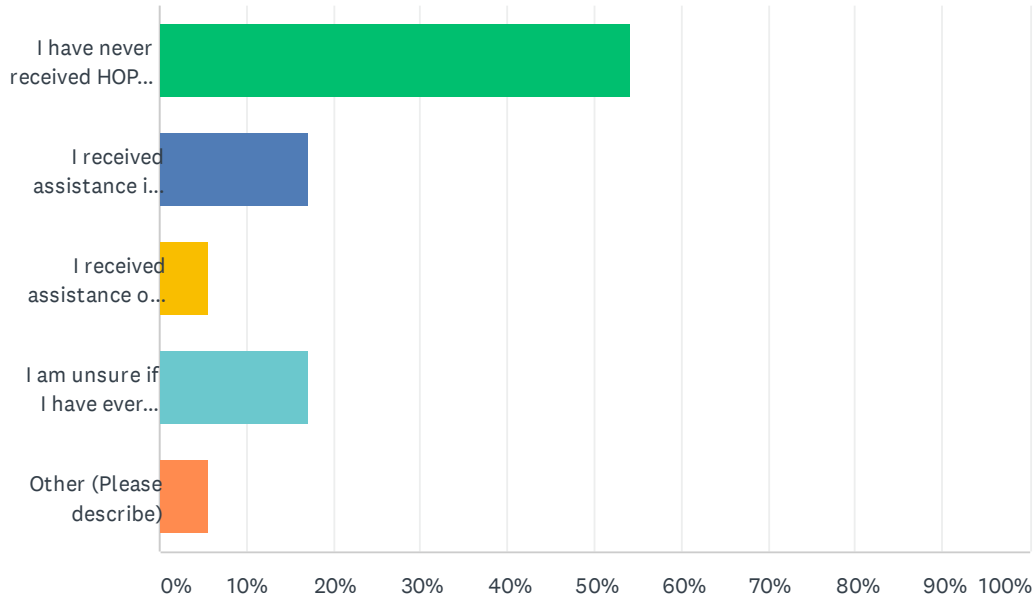
#	PLEASE DESCRIBE HOW YOUR HOUSING HAS BEEN IMPACTED.	DATE
1	Haven't had enough income and cut hours. Had to leave work	4/27/2021 8:00 PM
2	Because I live in New York City for the last 18 years on a housing program and I'm originally from North Carolina and I left the city because the biggest outbreak of covid and moved in with my relatives and had to give up my house in program. I do not use drugs I do currently have a full-time job that I just got shoe show distribution center in kannapolis so I am a hard worker I received complete benefits in new york. But I need help now with just HUD housing or supportive housing where I pay a percentage of my rent that would really help me a lot	4/27/2021 12:42 PM
3	Tested positive for COVID	4/13/2021 11:29 AM
4	Room mate had covid	4/13/2021 11:21 AM
5	I tested positive for covid	4/13/2021 10:12 AM
6	Other	3/23/2021 9:05 AM
7	I ended up contracting COVID-19 through work which caused me to suffer financially and COVID-19 has affected my work over the past few months	3/23/2021 8:46 AM
8	I stay in my room alone	3/22/2021 12:42 PM
9	Contracted the virus.	2/23/2021 3:11 PM
10	I lost my job for few months	2/10/2021 1:23 PM
11	Hard to get a job	2/8/2021 12:32 PM
12	Lost my job, but now I'm currently working again.	2/4/2021 7:21 PM
13	As a direct result my income has been. Reduced more than 50% as well the mental toll ie anxiety and depression	1/26/2021 9:02 AM
14	yes I had it but record team for the 14 days me and my mother and went back and got a test it was negative	1/25/2021 3:54 PM

Housing Needs Assessment Survey

15	I lost my job last year due to pandemic decreasing customers and was evicted.	1/25/2021 3:25 PM
16	I believe I was infected with COVID-19 when I was working at Walmart so I got scared and I start collecting unemployment	1/25/2021 12:01 PM
17	Hours of work	1/25/2021 11:14 AM
18	Everybody no showing house because of virus	1/25/2021 10:14 AM

Q16 Have you ever received HOPWA assistance?

Answered: 70 Skipped: 19

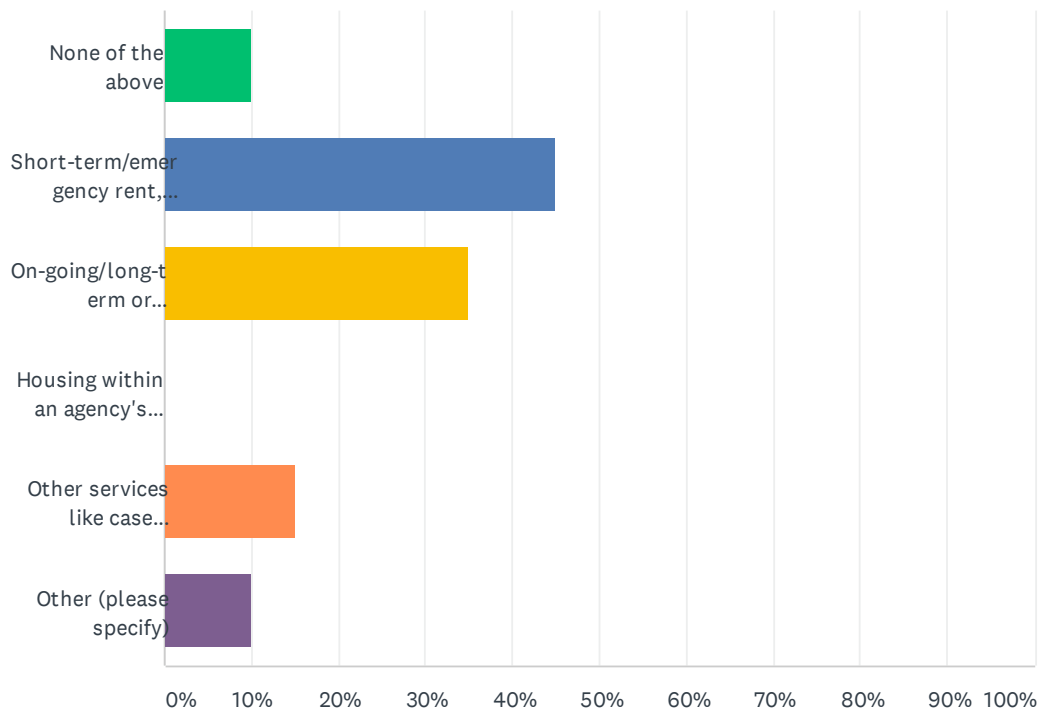


ANSWER CHOICES	RESPONSES	
I have never received HOPWA assistance	54.29%	38
I received assistance in the last twelve (12) months	17.14%	12
I received assistance over one (1) year ago	5.71%	4
I am unsure if I have ever received HOPWA assistance	17.14%	12
Other (Please describe)	5.71%	4
TOTAL		70

#	OTHER (PLEASE DESCRIBE)	DATE
1	Yes, I currently have assistance through Ryan White	3/23/2021 1:50 PM
2	Hope	3/23/2021 9:06 AM
3	2yrs ago	2/23/2021 10:42 AM
4	I received HOPWA in 2017.	1/22/2021 12:11 PM

Q17 You responded that you have received HOPWA assistance. What types of HOPWA assistance have you received? Choose ALL that apply.

Answered: 20 Skipped: 69

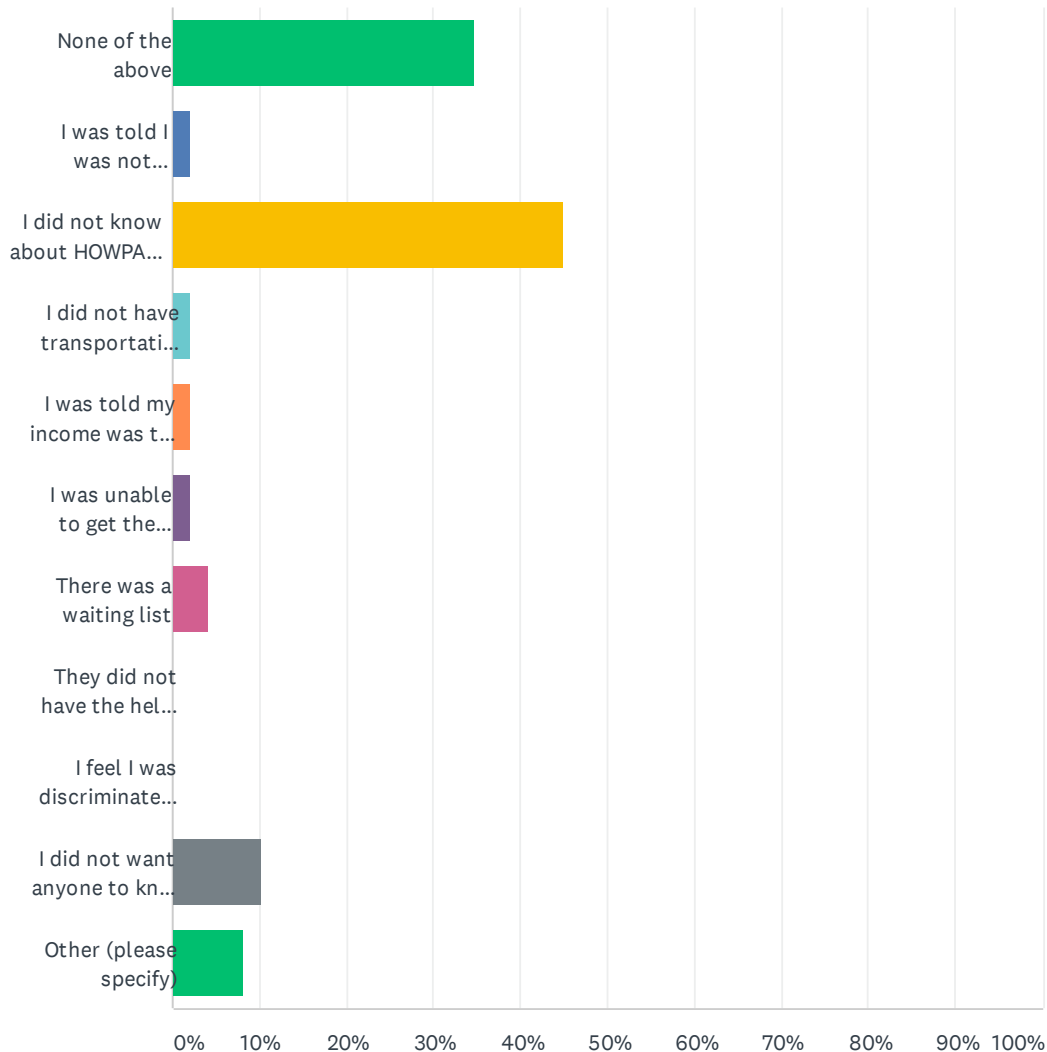


ANSWER CHOICES		RESPONSES	
None of the above		10.00%	2
Short-term/emergency rent, mortgage, or utility assistance		45.00%	9
On-going/long-term or transitional monthly rental assistance (Example: Tenant-based rental assistance or Section 8 Housing Choice Voucher)		35.00%	7
Housing within an agency's apartment building		0.00%	0
Other services like case management, job training, or transportation		15.00%	3
Other (please specify)		10.00%	2
Total Respondents: 20			

#	OTHER (PLEASE SPECIFY)	DATE
1	I received assistance for all of my medicine that I currently have to take	3/23/2021 1:51 PM
2	Deposit for rental property	3/23/2021 8:48 AM

Q18 You responded that you are unsure or have never received HOPWA assistance. Why haven't you received HOPWA assistance? Choose ALL that apply.

Answered: 49 Skipped: 40



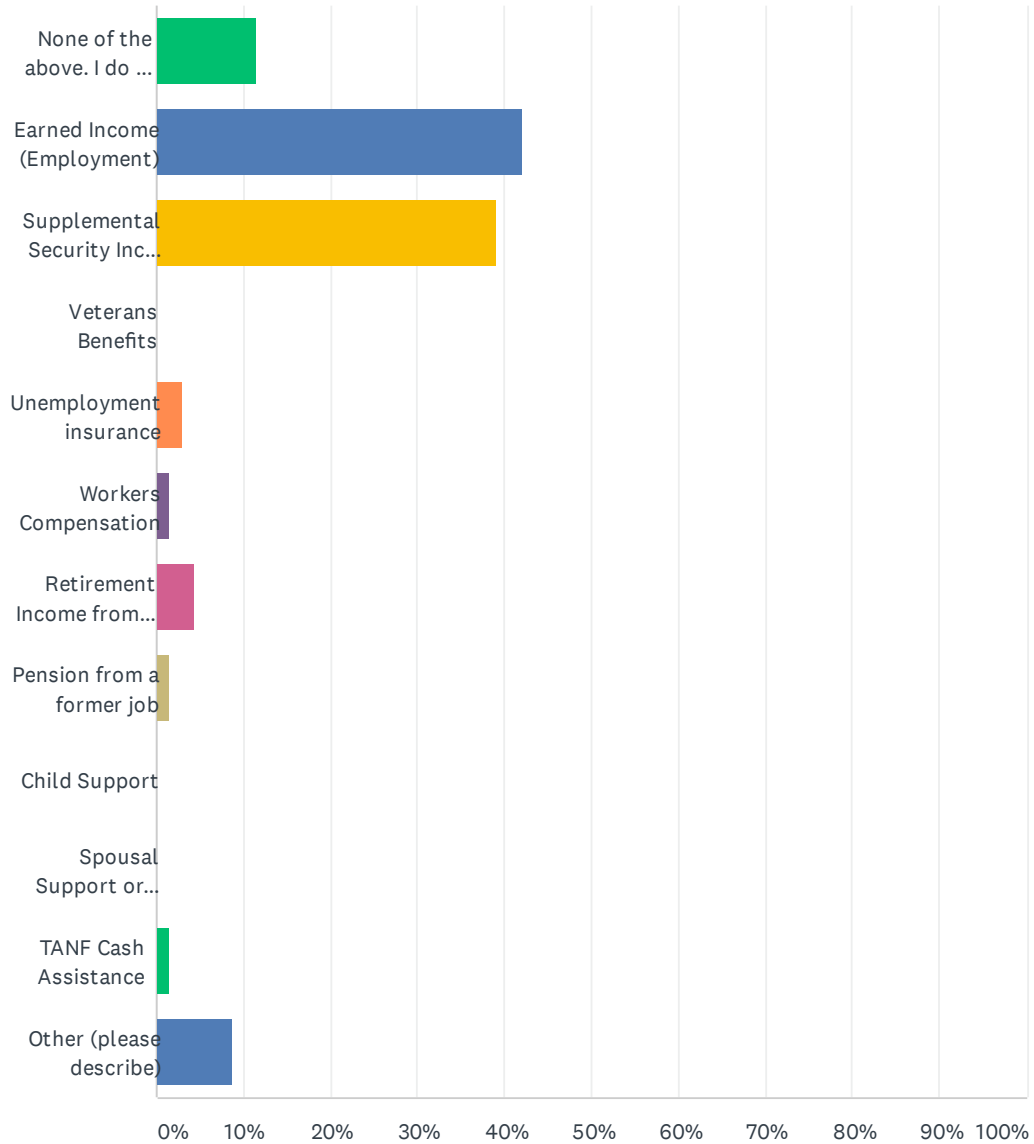
Housing Needs Assessment Survey

ANSWER CHOICES	RESPONSES	
None of the above	34.69%	17
I was told I was not eligible	2.04%	1
I did not know about HOWPA services	44.90%	22
I did not have transportation to get to the agency	2.04%	1
I was told my income was too high	2.04%	1
I was unable to get the required documentation	2.04%	1
There was a waiting list	4.08%	2
They did not have the help I needed	0.00%	0
I feel I was discriminated against by the agency	0.00%	0
I did not want anyone to know I was HIV positive	10.20%	5
Other (please specify)	8.16%	4
Total Respondents: 49		

#	OTHER (PLEASE SPECIFY)	DATE
1	I live at House of Mercy	3/29/2021 4:07 PM
2	I get help from Meckfuse program. I dont need help from anybody else.	3/24/2021 2:19 PM
3	Never have applied	3/22/2021 12:43 PM
4	I'm not sure if they have helped me	1/25/2021 11:15 AM

Q19 Please choose ALL sources of income for your entire household.

Answered: 69 Skipped: 20



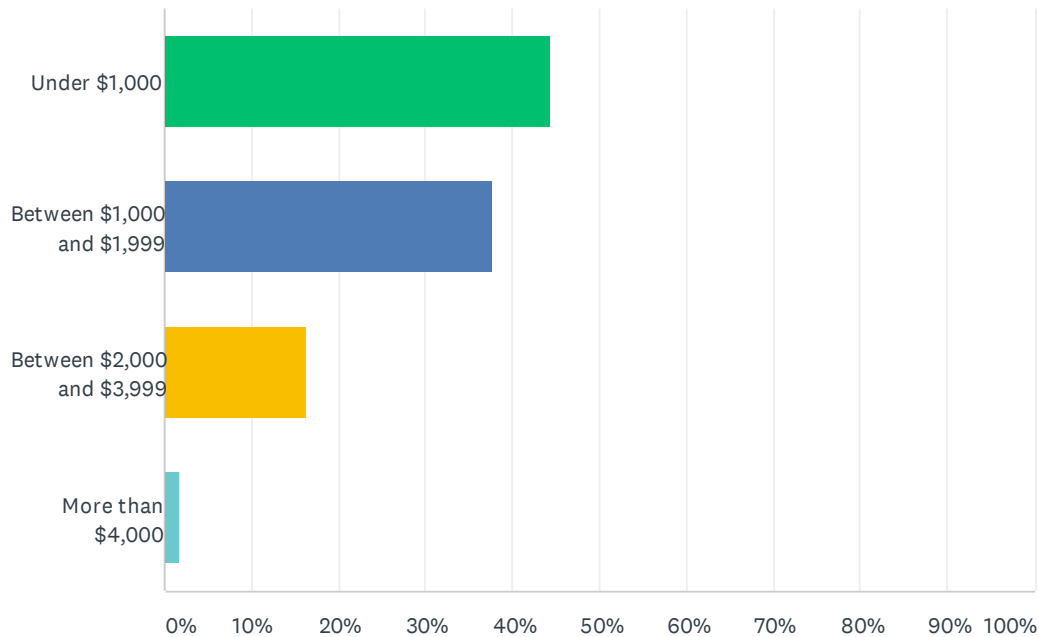
Housing Needs Assessment Survey

ANSWER CHOICES	RESPONSES	
None of the above. I do not have any income.	11.59%	8
Earned Income (Employment)	42.03%	29
Supplemental Security Income (SSI)/Social Security Disability Insurance (SSDI)	39.13%	27
Veterans Benefits	0.00%	0
Unemployment insurance	2.90%	2
Workers Compensation	1.45%	1
Retirement Income from Social Security	4.35%	3
Pension from a former job	1.45%	1
Child Support	0.00%	0
Spousal Support or Alimony	0.00%	0
TANF Cash Assistance	1.45%	1
Other (please describe)	8.70%	6
Total Respondents: 69		

#	OTHER (PLEASE DESCRIBE)	DATE
1	food stamps	3/29/2021 3:40 PM
2	food stamps	3/24/2021 2:19 PM
3	I do not have a household I stay a couple nights with friends	3/22/2021 3:30 PM
4	Savings	2/23/2021 10:34 AM
5	cash	2/10/2021 1:24 PM
6	Just food stamps	1/25/2021 3:57 PM

Q20 What was your total household income last month? Income includes any of the sources listed in the previous question.

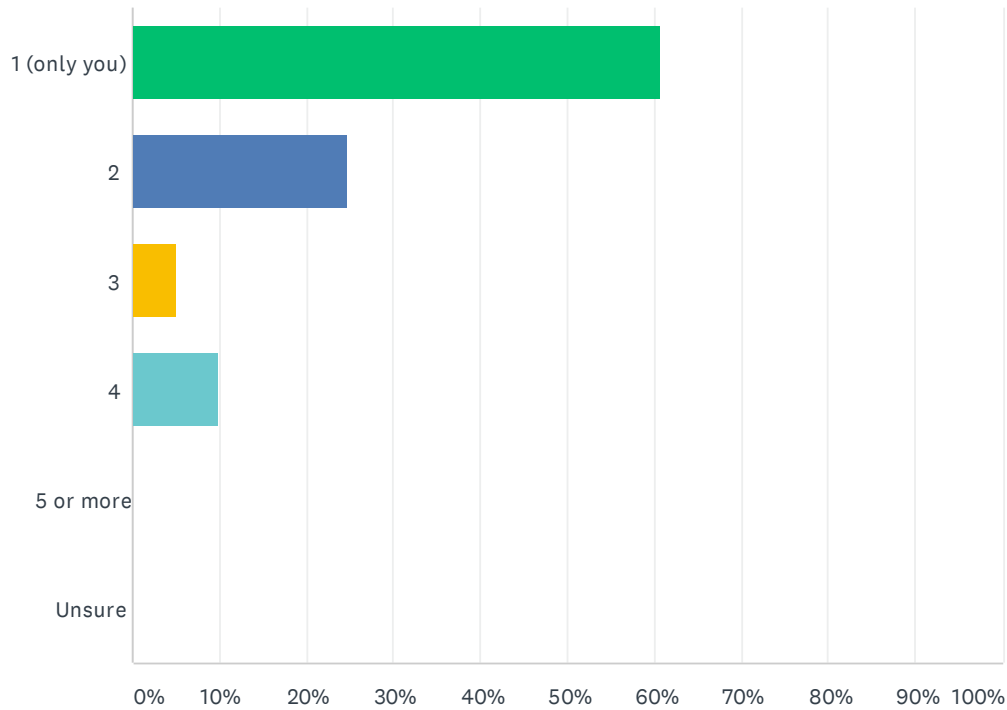
Answered: 61 Skipped: 28



ANSWER CHOICES	RESPONSES	
Under \$1,000	44.26%	27
Between \$1,000 and \$1,999	37.70%	23
Between \$2,000 and \$3,999	16.39%	10
More than \$4,000	1.64%	1
TOTAL		61

Q21 Including you, how many people are supported by this income?

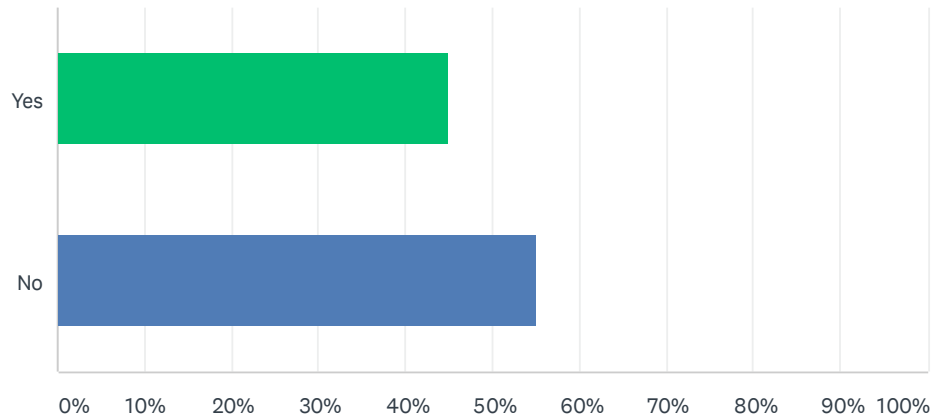
Answered: 61 Skipped: 28



ANSWER CHOICES	RESPONSES	
1 (only you)	60.66%	37
2	24.59%	15
3	4.92%	3
4	9.84%	6
5 or more	0.00%	0
Unsure	0.00%	0
TOTAL		61

Q22 Has your income been impacted by COVID-19 (the coronavirus)

Answered: 69 Skipped: 20



ANSWER CHOICES	RESPONSES
Yes	44.93% 31
No	55.07% 38
TOTAL	69

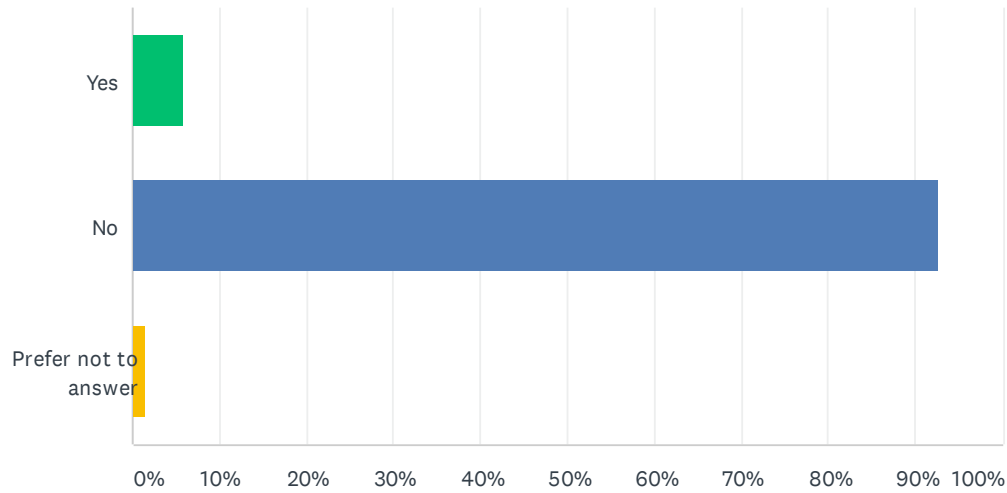
#	PLEASE DESCRIBE HOW YOUR INCOME WAS IMPACTED.	DATE
1	Hours reduced	4/13/2021 11:30 AM
2	Had to close the agency several times	4/13/2021 11:23 AM
3	Good shelter	3/25/2021 12:24 PM
4	increased food stamps	3/24/2021 2:20 PM
5	increased food stamps	3/24/2021 12:50 PM
6	Other	3/23/2021 9:08 AM
7	Income was cut in half due to me transitioning jobs dud to health concerns	3/23/2021 8:51 AM
8	Hours cut back	3/22/2021 3:34 PM
9	Temp raise on SSI	3/22/2021 10:18 AM
10	Cut hrs	2/25/2021 7:23 PM
11	N/A	2/23/2021 3:13 PM
12	Can't work	2/23/2021 10:53 AM
13	Not being able to work due exposure of covid	2/8/2021 12:33 PM
14	Lost my job, but currently working again.	2/4/2021 7:24 PM
15	Reduced hours	2/3/2021 1:40 PM
16	The job I had was not safe for me with my health issues. So I had to leave. But I just started a new job.	1/26/2021 10:02 AM
17	Lack of employment and ability to earn adequate income as well mental health toll	1/26/2021 9:05 AM
18	Yes, sometimes it is because decrease of customers at the restaurant.	1/25/2021 3:28 PM

Housing Needs Assessment Survey

19	Being around a crowd working at Walmart caught it caught a bad cold and never been back	1/25/2021 12:03 PM
20	Lost job no park or bars no pre mix	1/25/2021 10:17 AM
21	I worked part time and haven't worked since March 3	1/22/2021 8:18 AM

Q23 Are you Hispanic or Latino/a/x?

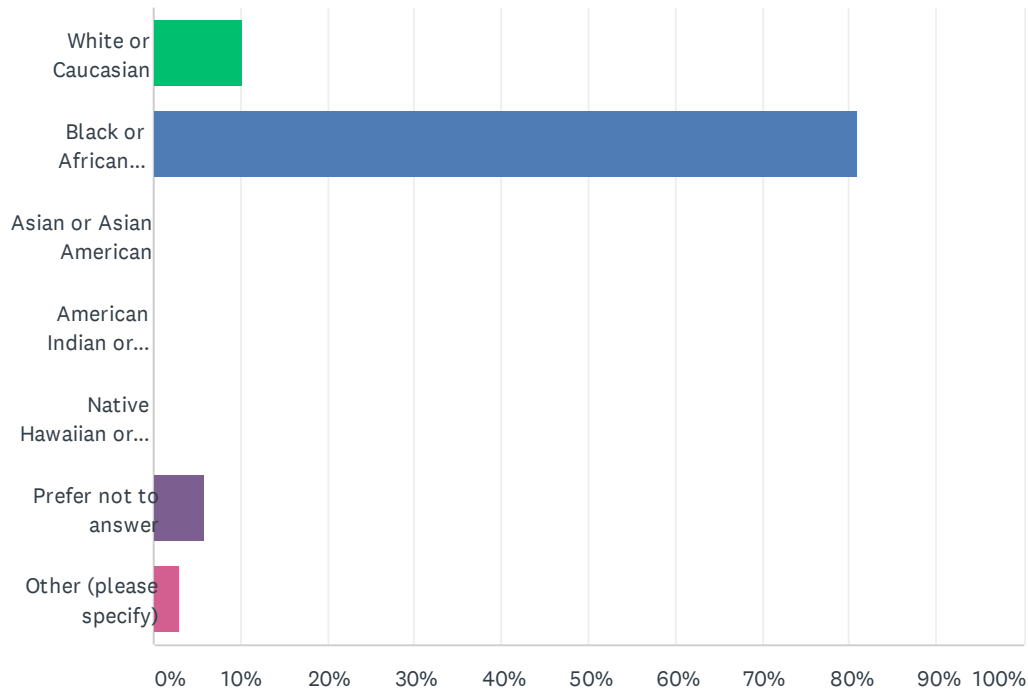
Answered: 68 Skipped: 21



ANSWER CHOICES	RESPONSES	
Yes	5.88%	4
No	92.65%	63
Prefer not to answer	1.47%	1
TOTAL		68

Q24 What race(s) do you identify with? Choose ALL that apply.

Answered: 68 Skipped: 21

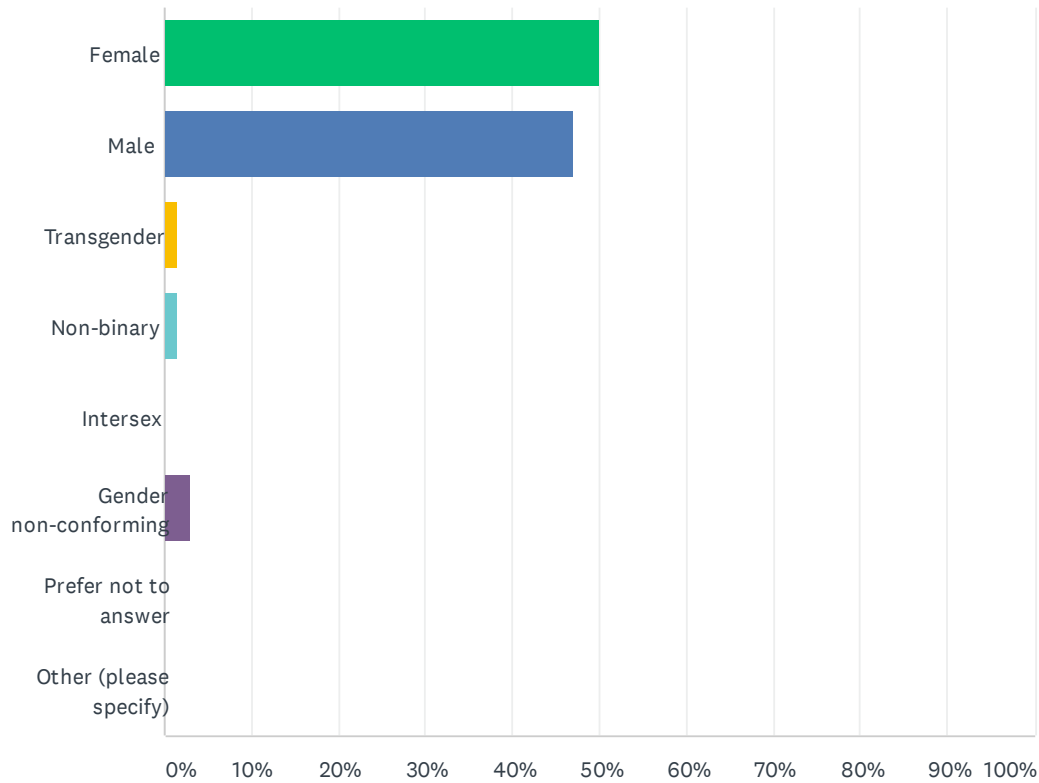


ANSWER CHOICES	RESPONSES	
White or Caucasian	10.29%	7
Black or African American	80.88%	55
Asian or Asian American	0.00%	0
American Indian or Alaska Native	0.00%	0
Native Hawaiian or other Pacific Islander	0.00%	0
Prefer not to answer	5.88%	4
Other (please specify)	2.94%	2
Total Respondents: 68		

#	OTHER (PLEASE SPECIFY)	DATE
1	Indian/Black African	3/23/2021 1:52 PM
2	Spanish american	3/23/2021 8:49 AM

Q25 Choose one or more options that reflect your gender.

Answered: 68 Skipped: 21

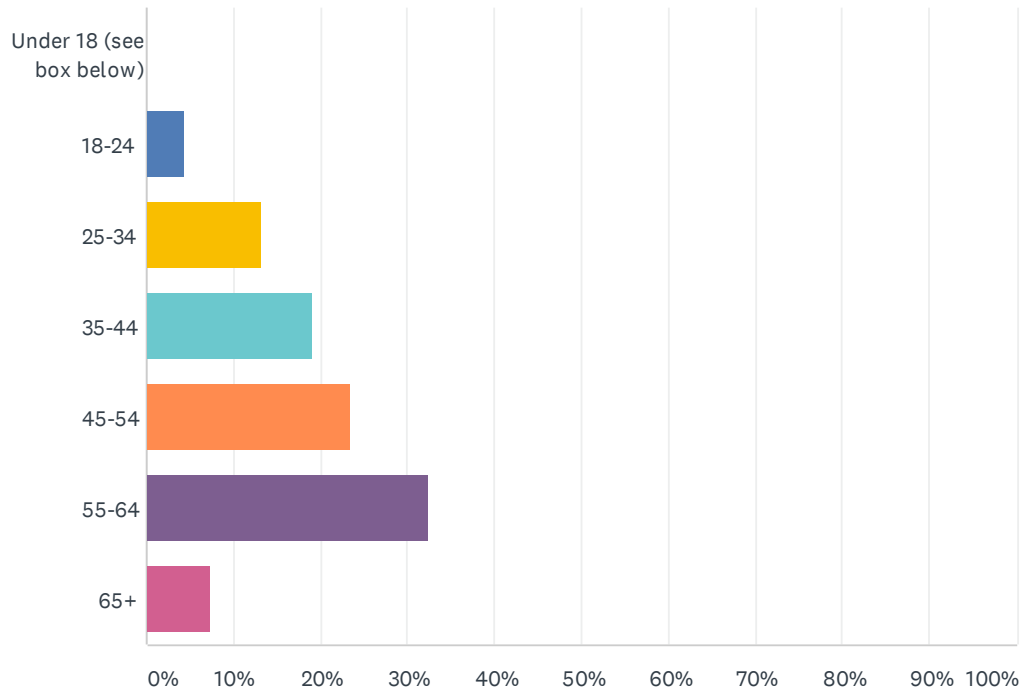


ANSWER CHOICES	RESPONSES	
Female	50.00%	34
Male	47.06%	32
Transgender	1.47%	1
Non-binary	1.47%	1
Intersex	0.00%	0
Gender non-conforming	2.94%	2
Prefer not to answer	0.00%	0
Other (please specify)	0.00%	0
Total Respondents: 68		

#	OTHER (PLEASE SPECIFY)	DATE
	There are no responses.	

Q26 Please choose your age group.

Answered: 68 Skipped: 21



ANSWER CHOICES		RESPONSES	
Under 18 (see box below)		0.00%	0
18-24		4.41%	3
25-34		13.24%	9
35-44		19.12%	13
45-54		23.53%	16
55-64		32.35%	22
65+		7.35%	5
TOTAL			68

#	IF UNDER THE AGE OF 18, PLEASE SPECIFY YOUR AGE.	DATE
There are no responses.		

Q27 Is there anything else you would like to share about your housing needs?

Answered: 40 Skipped: 49

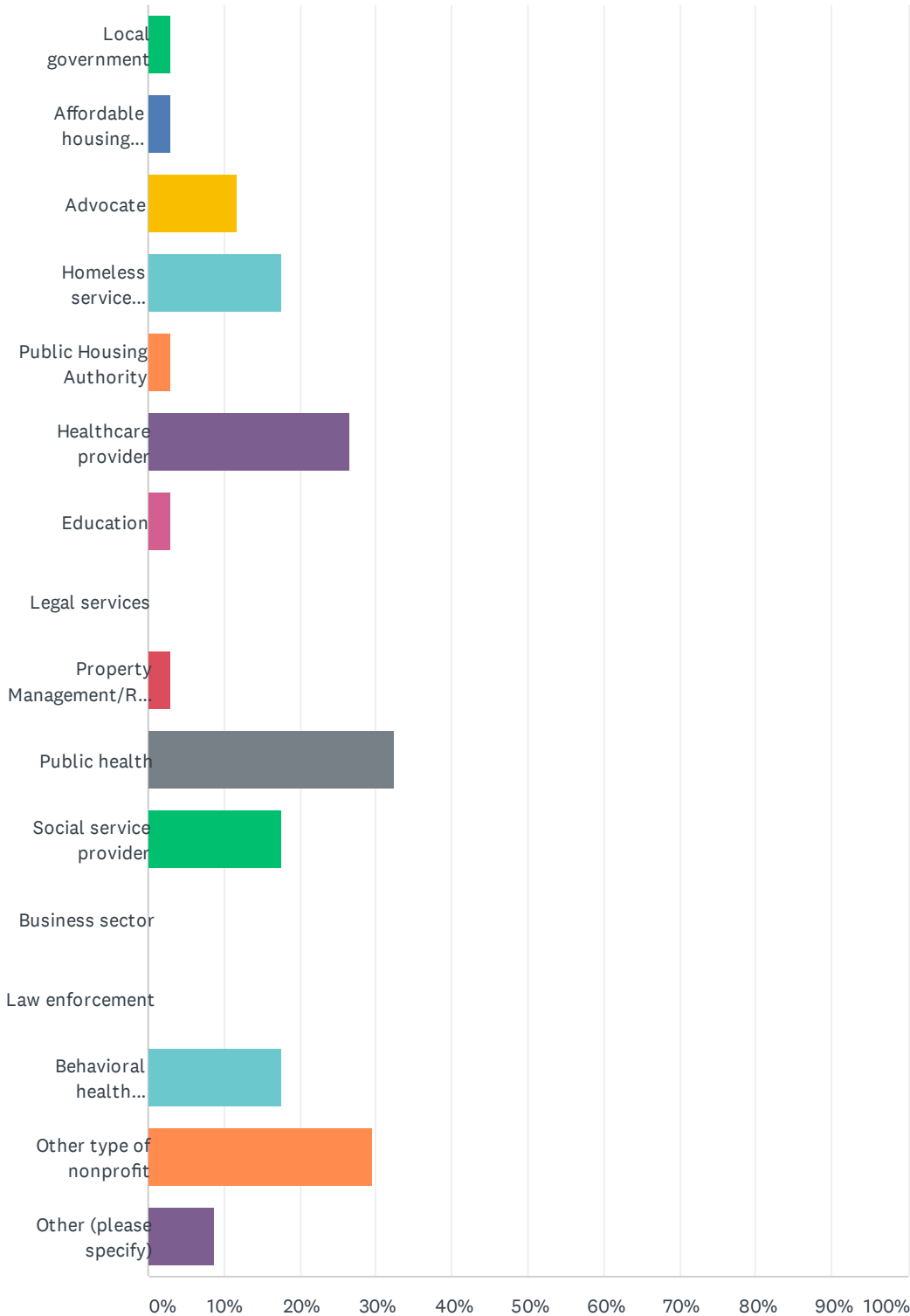
#	RESPONSES	DATE
1	N/A	4/13/2021 11:32 AM
2	Need credit repair services. Need personal refrigerator in room does not want to share with other roommates	4/13/2021 11:24 AM
3	N/A	4/13/2021 10:15 AM
4	no	3/29/2021 4:09 PM
5	THe housing places wouldnt let me take my cat with me.	3/29/2021 3:41 PM
6	No	3/25/2021 12:24 PM
7	I think there should be programs in place that prepare HIV positive individuals and families to become homeowners, since people are living long productive lives. I would recommend instead of temporally utilizing dollars to pay for residential treatment to allocate those funds for more permeant housing options. I would also say only allow individuals to access that funding one time per calendar year. Those funds could be to house people.	3/25/2021 11:48 AM
8	No ty	3/25/2021 11:39 AM
9	People like me need support. The Meckfuse program helped me. I have a case manager and nurse. I had somebody like me at the beginning to walk with me when I found out I had HIV.	3/24/2021 2:23 PM
10	Lack of income, rental history	3/24/2021 12:53 PM
11	Yes, only that I need more space so my grandkids can have their own room	3/23/2021 1:53 PM
12	I been homeless for awhile now working my butt off to get housing but the cost of living is entirely too high here in Charlotte it's me and 3 kids that I take care of by myself and I have to be able to provide for them pay bills and rent and it's just not possible living in Charlotte and anything that's based on income have a waiting list for up to 5 years	3/23/2021 9:58 AM
13	Currently in need of assistance	3/23/2021 8:52 AM
14	I just need a one or two bedrooms that I can be happy with and live the rest of my life in Peace and Love ☺	3/22/2021 12:46 PM
15	No	3/22/2021 12:39 PM
16	no	3/22/2021 10:18 AM
17	no	3/17/2021 2:58 PM
18	I want to move because I want to live on my own.	3/17/2021 2:45 PM
19	Me and family never see eye to eye ever since I came out as trans so a lot of the times I sleep in my car I lost work due to COVID I'm trying to find work and also find a place with peace and quiet please help me out with housing sometimes I think about the things I'm going through and it stress me out completely	2/26/2021 11:14 AM
20	I want something in my name for me and my granddaughter	2/25/2021 7:23 PM
21	No	2/24/2021 8:08 AM
22	No	2/23/2021 8:03 PM
23	None	2/23/2021 6:43 PM
24	No	2/23/2021 2:44 PM

Housing Needs Assessment Survey

25	Affordable rent prices in a decent area and is close to a transit station. I would love to be in Mecklenburg County	2/23/2021 12:23 PM
26	An ongoing rental assistance would make a huge difference in my housing condition because after rent I'm struggling to pay for all other expenses ie renter/auto insurance, bills, etc	2/23/2021 11:38 AM
27	No	2/23/2021 10:56 AM
28	I think we should better housing for us and not ran down. I feel that the opportunity we are offered has alot of restrictions and understand that some people have to work hard to make ends meet	2/23/2021 10:47 AM
29	No	2/23/2021 10:31 AM
30	I'd love better housing, but not at the exposing of my status.	2/23/2021 10:31 AM
31	I really would love to move because of the crime in my area.	2/4/2021 7:28 PM
32	Tara Foster Case manager MHD	2/3/2021 1:41 PM
33	Assistance finding and obtaining long term stable and affordable housing. The lack of as contributed to my mental health state as well as caused challenges in staying on top of my HIV treatment plan	1/26/2021 9:07 AM
34	I would like to have a lot of stuff just person in need of my own and but I would have to depend on my mother for everything even so deodorant lotion washing powder I mean how Sony's clean and stuff clothes rocks	1/25/2021 4:00 PM
35	No	1/25/2021 3:29 PM
36	I'm really in need to find a low income base or even sign up for section 8 with my illness I'm embarrassed get depressed I have anxiety and under these conditions I cannot work I need help	1/25/2021 12:04 PM
37	Help with my rent, I am behind and would love to get caught up! Thank you so much for everything	1/25/2021 11:17 AM
38	Yes I'm on waiting list could anything be done to help me	1/25/2021 10:19 AM
39	I would love to have my own place to live again, but without housing assistance, I am unable to do so.	1/22/2021 12:17 PM
40	No	1/19/2021 2:53 PM

Q1 Please choose your organization/industry type. Choose all that apply.

Answered: 34 Skipped: 0



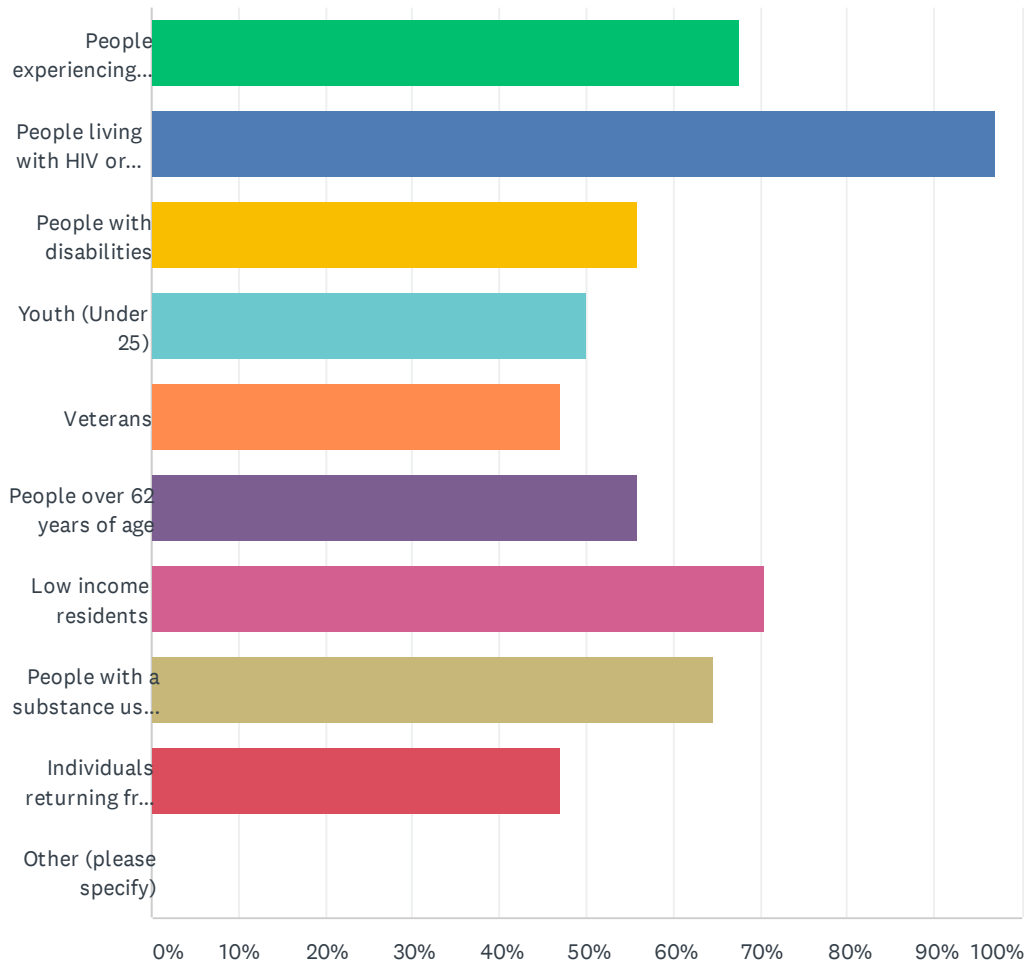
Provider Survey for HOPWA Needs Assessment - Carolinas CARE Partnership

ANSWER CHOICES	RESPONSES	
Local government	2.94%	1
Affordable housing developer	2.94%	1
Advocate	11.76%	4
Homeless service provider	17.65%	6
Public Housing Authority	2.94%	1
Healthcare provider	26.47%	9
Education	2.94%	1
Legal services	0.00%	0
Property Management/Real Estate	2.94%	1
Public health	32.35%	11
Social service provider	17.65%	6
Business sector	0.00%	0
Law enforcement	0.00%	0
Behavioral health (substance use and/or mental health)	17.65%	6
Other type of nonprofit	29.41%	10
Other (please specify)	8.82%	3
Total Respondents: 34		

#	OTHER (PLEASE SPECIFY)	DATE
1	=	3/29/2021 1:19 PM
2	Program Coordinator	3/24/2021 9:04 AM
3	Family Care Home for HIV	3/17/2021 1:52 PM

Q2 Who do you serve? Choose all that apply.

Answered: 34 Skipped: 0



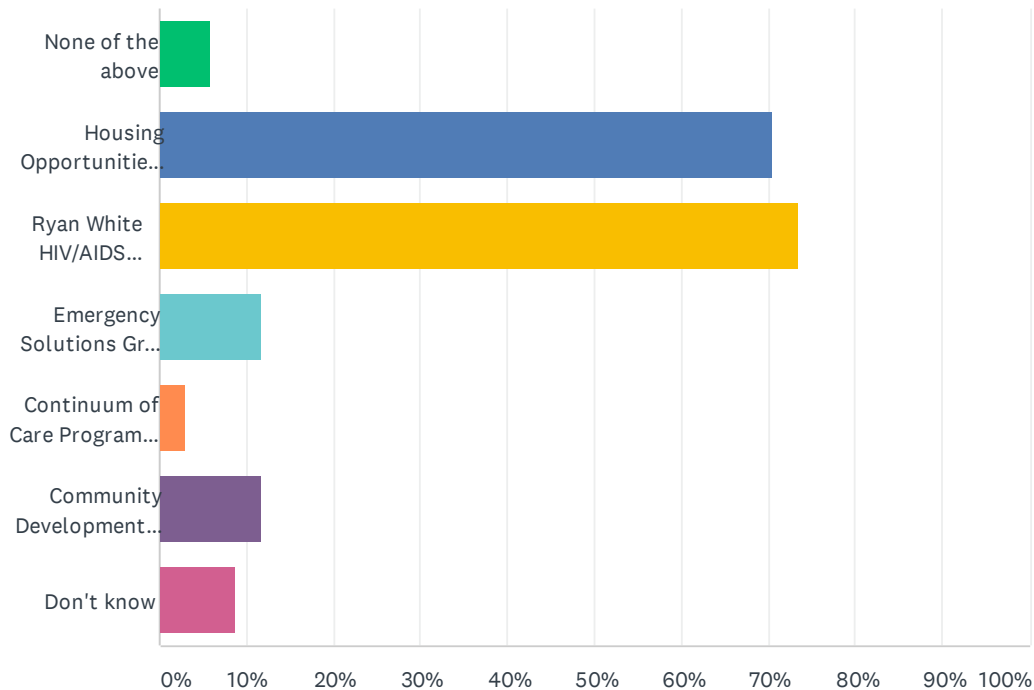
ANSWER CHOICES	RESPONSES	
People experiencing homelessness or housing instability	67.65%	23
People living with HIV or AIDS	97.06%	33
People with disabilities	55.88%	19
Youth (Under 25)	50.00%	17
Veterans	47.06%	16
People over 62 years of age	55.88%	19
Low income residents	70.59%	24
People with a substance use disorder and/or mental health diagnosis	64.71%	22
Individuals returning from jail or prison	47.06%	16
Other (please specify)	0.00%	0
Total Respondents: 34		

Provider Survey for HOPWA Needs Assessment - Carolinas CARE Partnership

#	OTHER (PLEASE SPECIFY)	DATE
	There are no responses.	

Q3 Which funding sources does your organization receive? Choose all that apply.

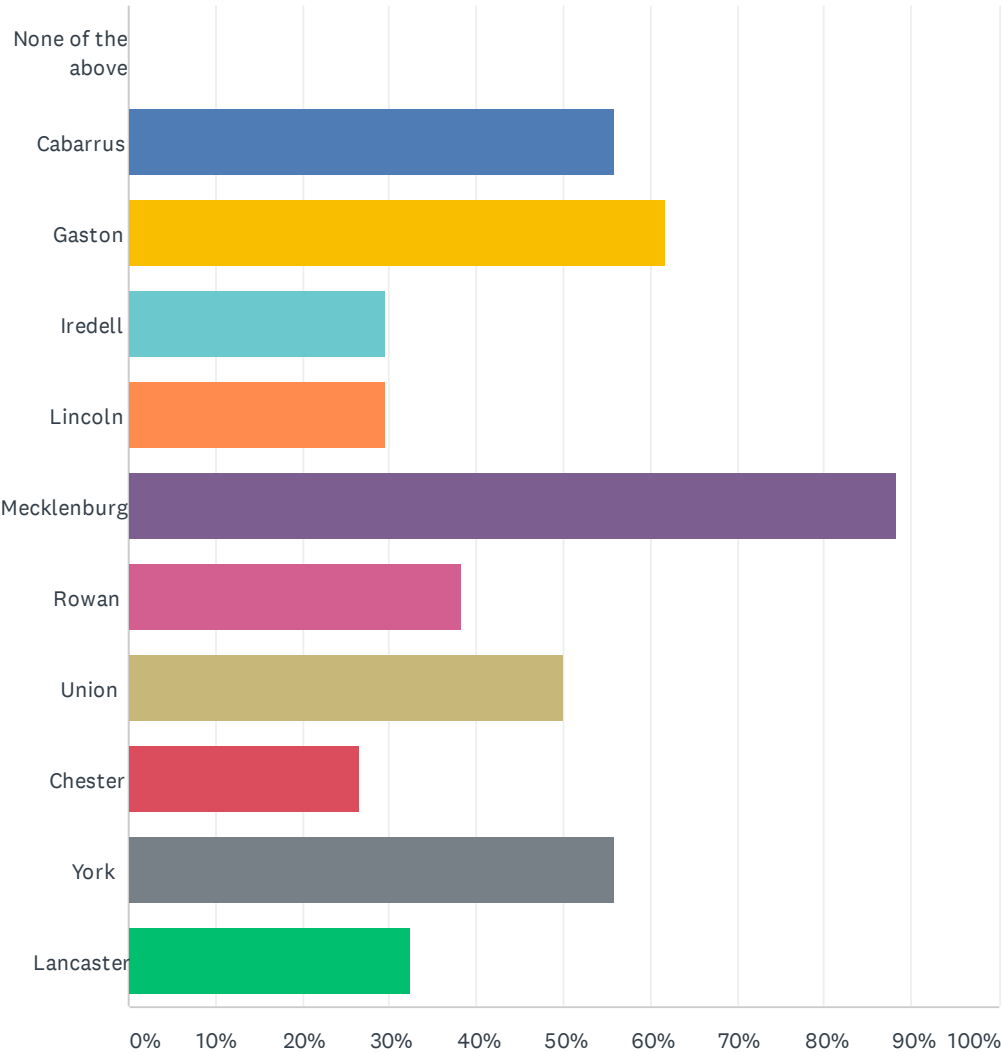
Answered: 34 Skipped: 0



ANSWER CHOICES	RESPONSES	
None of the above	5.88%	2
Housing Opportunities for Persons with AIDS	70.59%	24
Ryan White HIV/AIDS Program	73.53%	25
Emergency Solutions Grant (ESG)	11.76%	4
Continuum of Care Program (CoC)	2.94%	1
Community Development Block Grant (CDBG)	11.76%	4
Don't know	8.82%	3
Total Respondents: 34		

Q4 Which of the following counties do you serve? Choose all that apply.

Answered: 34 Skipped: 0

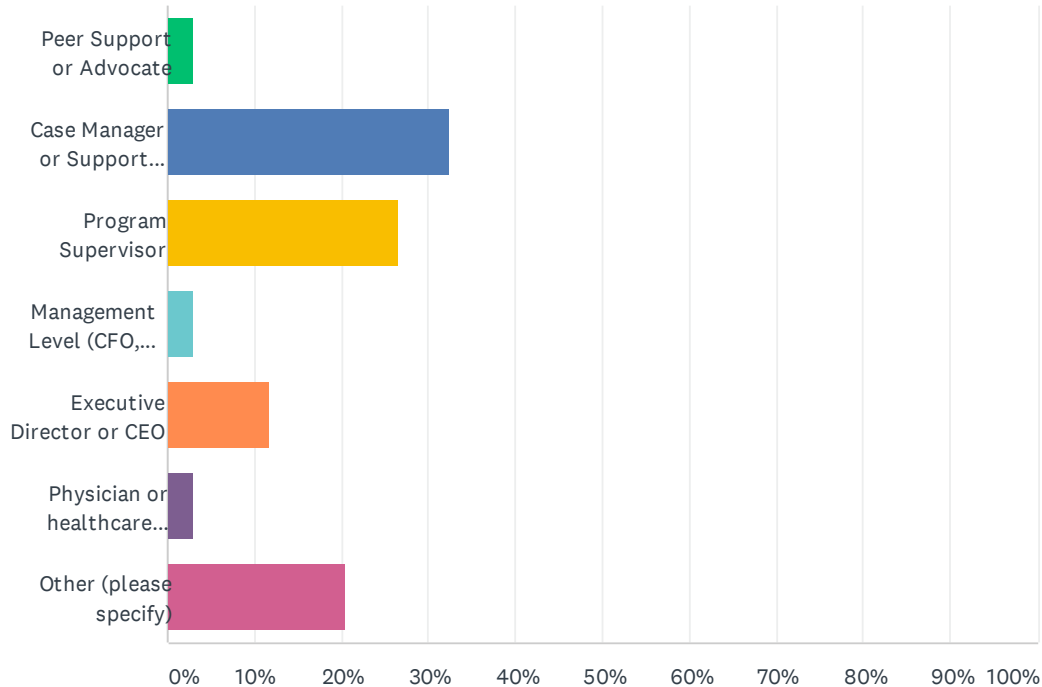


Provider Survey for HOPWA Needs Assessment - Carolinas CARE Partnership

ANSWER CHOICES	RESPONSES	
None of the above	0.00%	0
Cabarrus	55.88%	19
Gaston	61.76%	21
Iredell	29.41%	10
Lincoln	29.41%	10
Mecklenburg	88.24%	30
Rowan	38.24%	13
Union	50.00%	17
Chester	26.47%	9
York	55.88%	19
Lancaster	32.35%	11
Total Respondents: 34		

Q5 What type of position do you hold?

Answered: 34 Skipped: 0

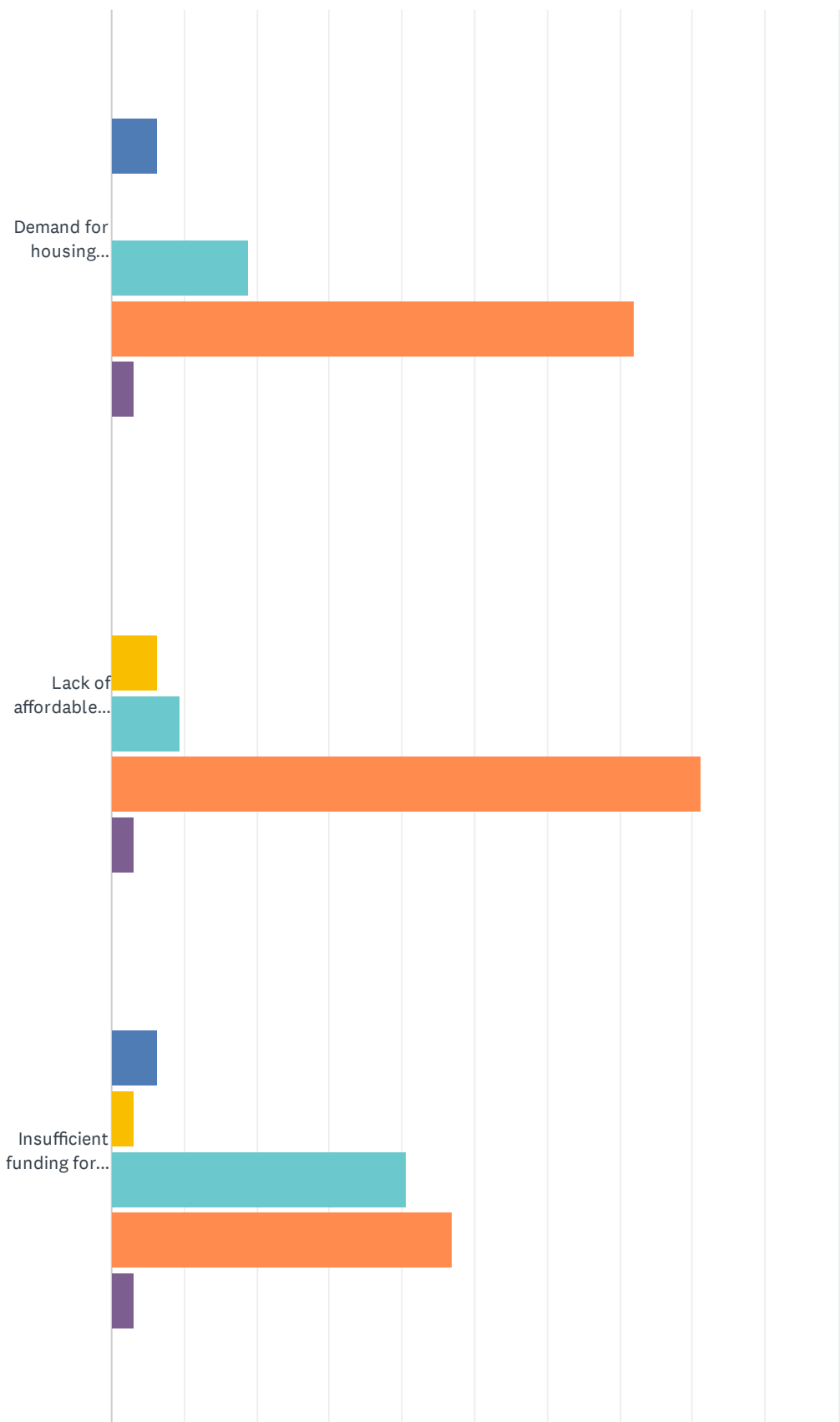


ANSWER CHOICES		RESPONSES	
Peer Support or Advocate		2.94%	1
Case Manager or Support Service Worker		32.35%	11
Program Supervisor		26.47%	9
Management Level (CFO, CPO, COO)		2.94%	1
Executive Director or CEO		11.76%	4
Physician or healthcare worker		2.94%	1
Other (please specify)		20.59%	7
TOTAL			34

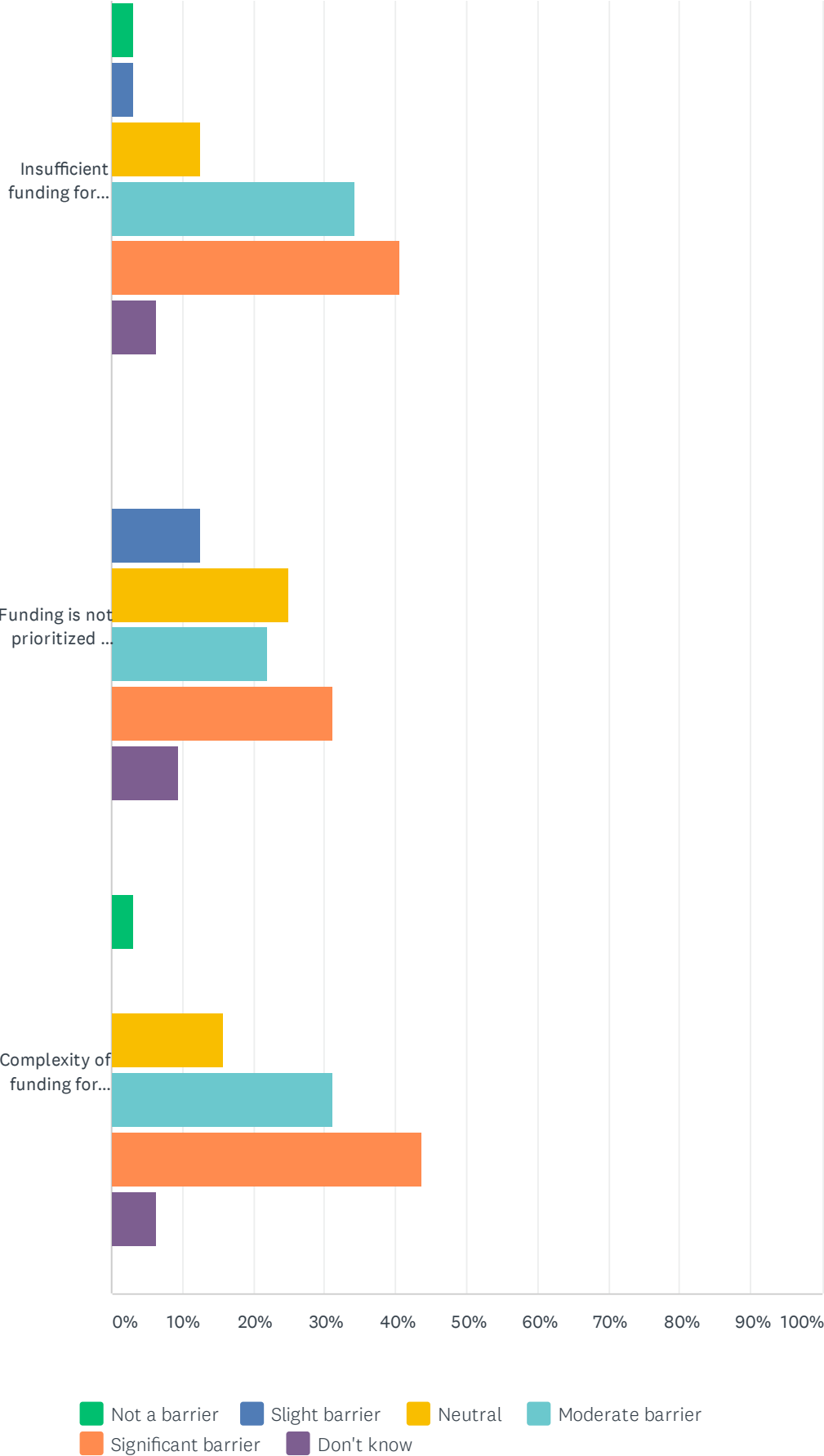
#	OTHER (PLEASE SPECIFY)	DATE
1	Warehouse	3/22/2021 4:28 PM
2	Social Work Intern	3/22/2021 11:47 AM
3	Social media coordinator	3/18/2021 10:56 AM
4	Director of Nursing	3/17/2021 1:52 PM
5	prevention	3/16/2021 12:03 PM
6	Medical Assistant for Infectious Disease	3/15/2021 2:51 PM
7	LCMHCA	3/15/2021 1:21 PM

Q6 Please rate the following from "Not a barrier" and "Significant barrier."

Answered: 32 Skipped: 2



Provider Survey for HOPWA Needs Assessment - Carolinas CARE Partnership



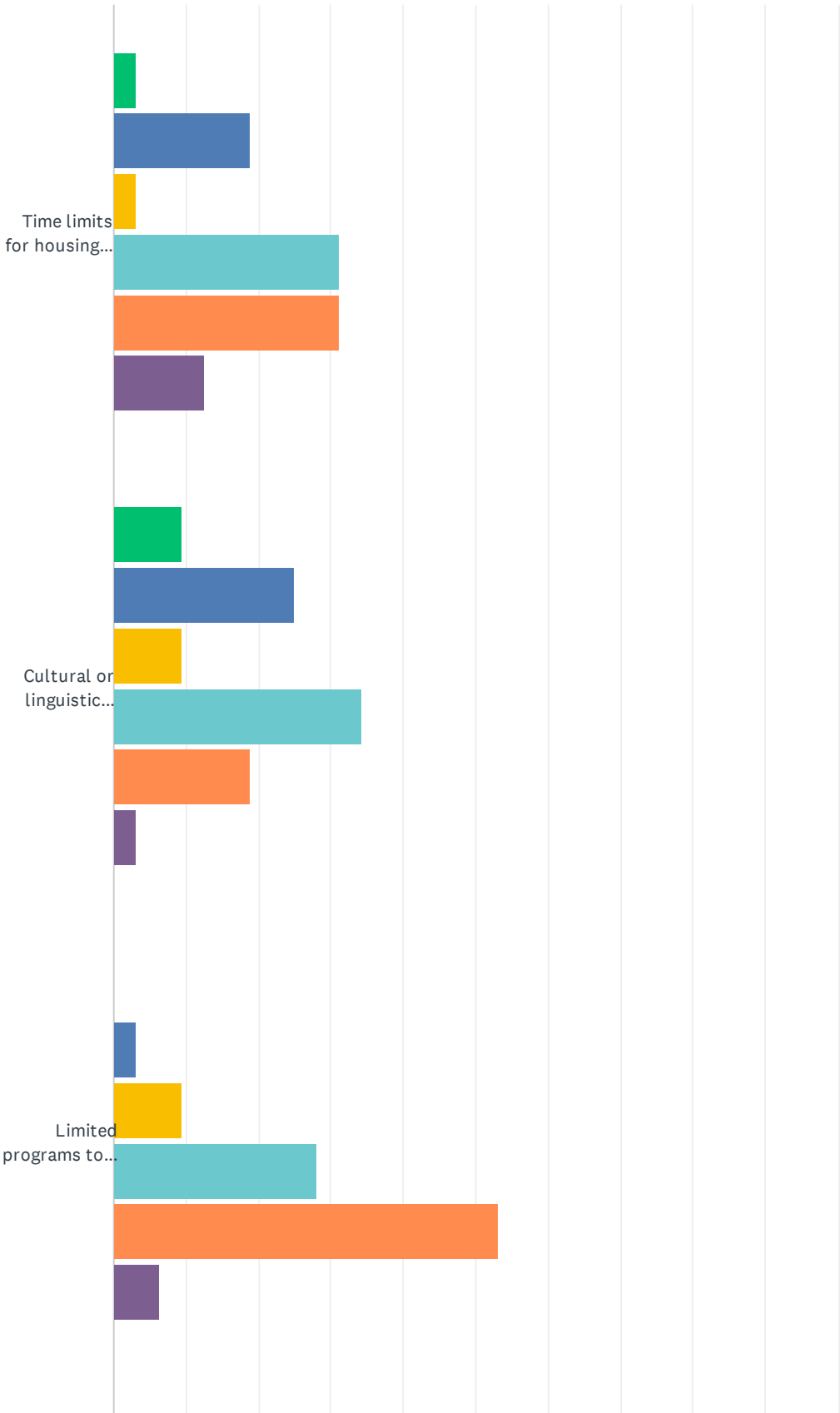
Provider Survey for HOPWA Needs Assessment - Carolinas CARE Partnership

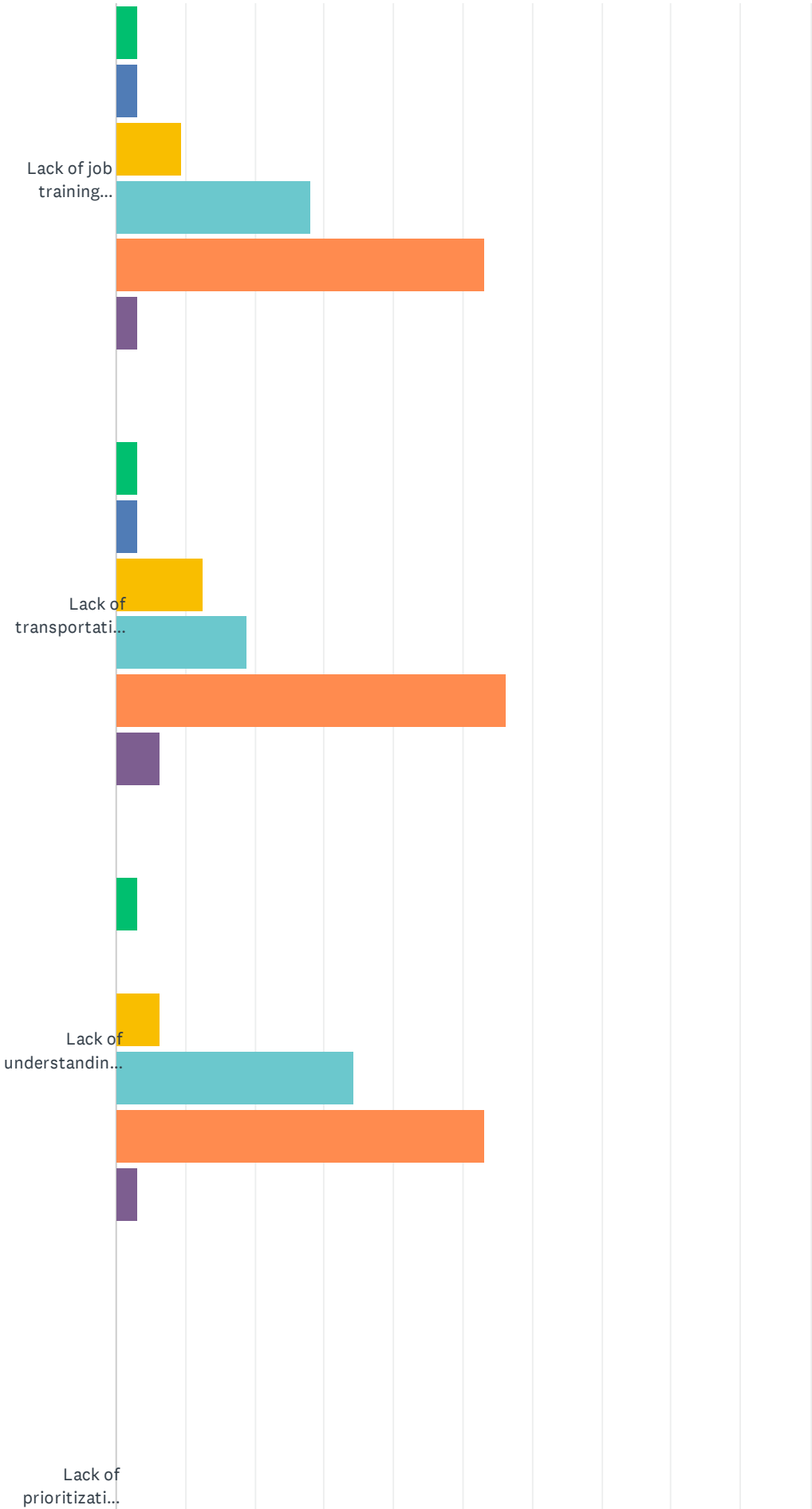
	NOT A BARRIER	SLIGHT BARRIER	NEUTRAL	MODERATE BARRIER	SIGNIFICANT BARRIER	DON'T KNOW	TOTAL	WEIGHTED AVERAGE
Demand for housing assistance is greater than available funding	0.00% 0	6.25% 2	0.00% 0	18.75% 6	71.88% 23	3.13% 1	32	4.61
Lack of affordable housing stock	0.00% 0	0.00% 0	6.25% 2	9.38% 3	81.25% 26	3.13% 1	32	4.77
Insufficient funding for rental assistance (security deposits, rent payments)	0.00% 0	6.25% 2	3.13% 1	40.63% 13	46.88% 15	3.13% 1	32	4.32
Insufficient funding for support services	3.13% 1	3.13% 1	12.50% 4	34.38% 11	40.63% 13	6.25% 2	32	4.13
Funding is not prioritized for those who need it most	0.00% 0	12.50% 4	25.00% 8	21.88% 7	31.25% 10	9.38% 3	32	3.79
Complexity of funding for the housing programs	3.13% 1	0.00% 0	15.63% 5	31.25% 10	43.75% 14	6.25% 2	32	4.20

#	ANY COMMENTS?	DATE
1	If clients living with HIV/AIDS present with an economic hardship, we should assess the need and intentionally remove the barriers. Many clients may encounter a one time hardship, however, if they are over income we can not assist. We cannot help everyone, but we can eliminate the barriers we create.	3/25/2021 11:15 AM
2	Transitional housing, education about maintaining housing stability	3/15/2021 2:06 PM
3	So many of our clients need housing	3/15/2021 1:21 PM

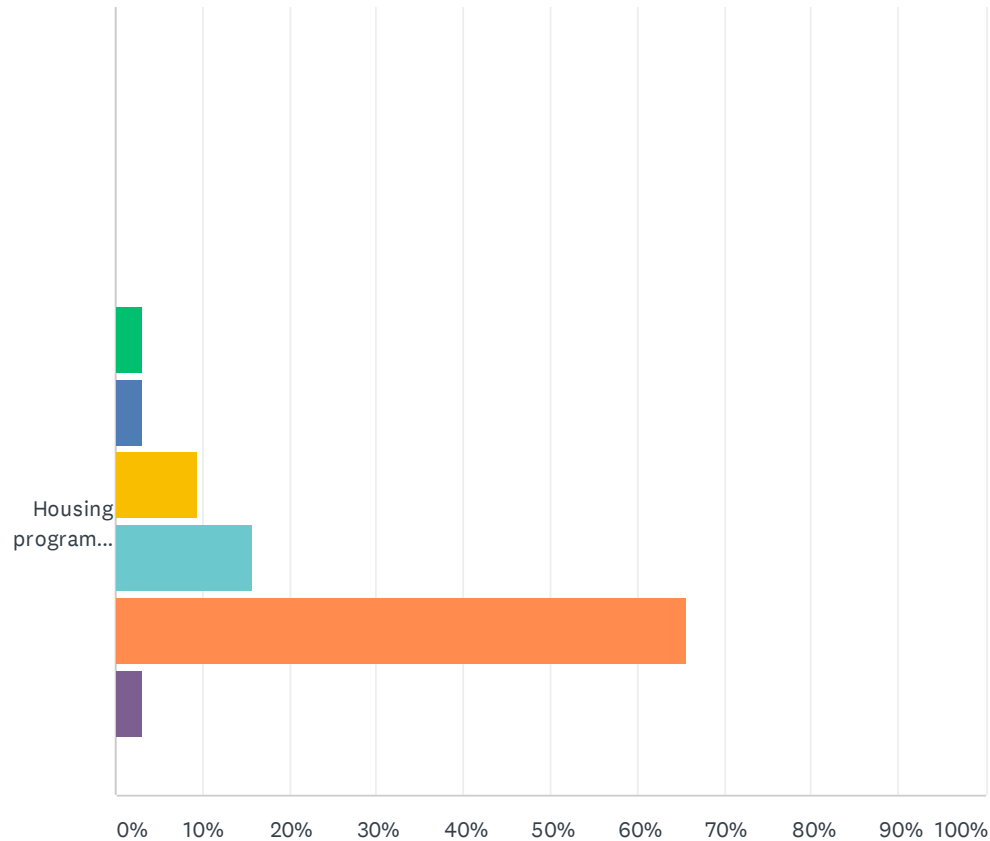
Q7 Please rate the following from "Not a barrier" to "Significant barrier."

Answered: 32 Skipped: 2





Provider Survey for HOPWA Needs Assessment - Carolinas CARE Partnership

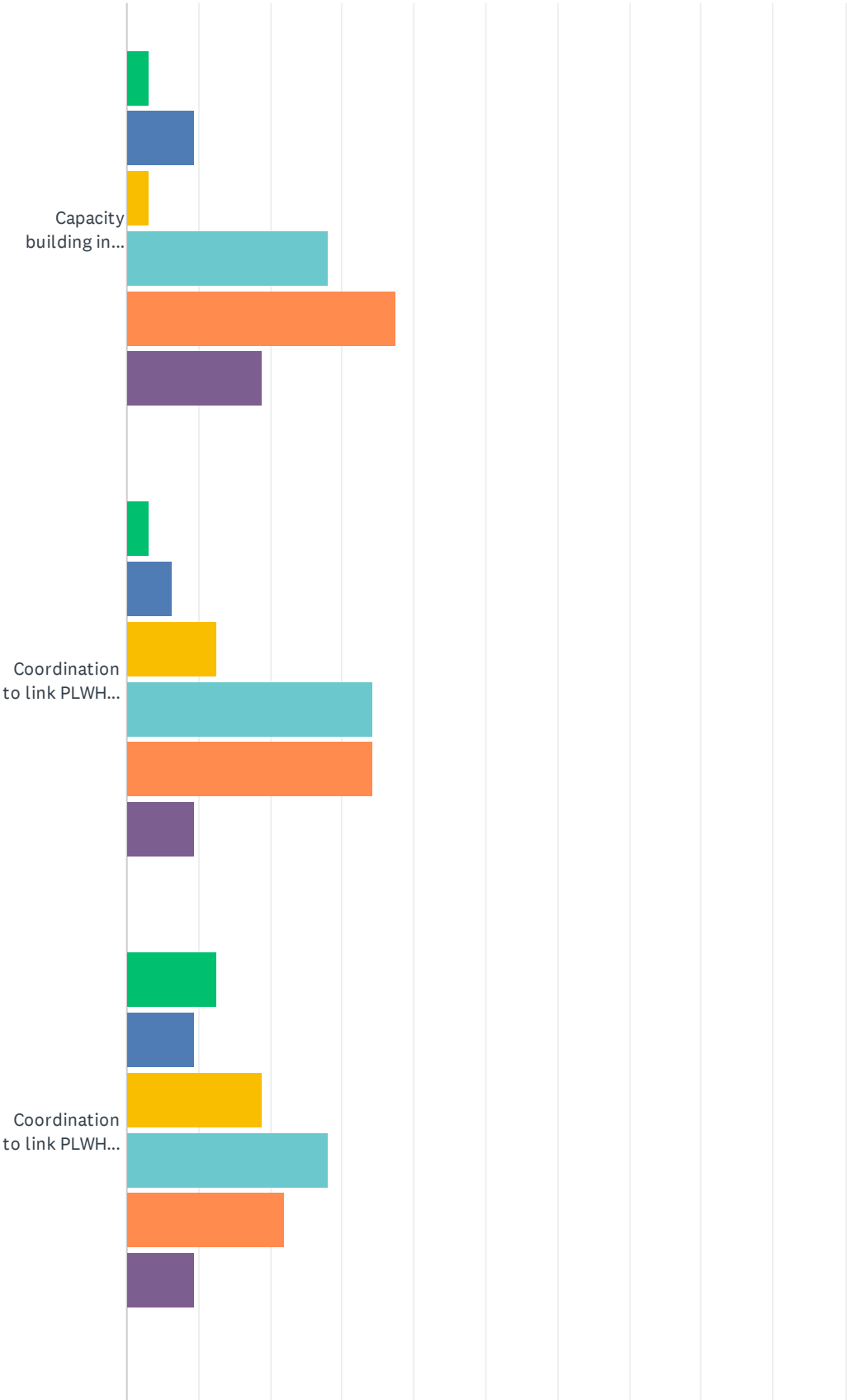


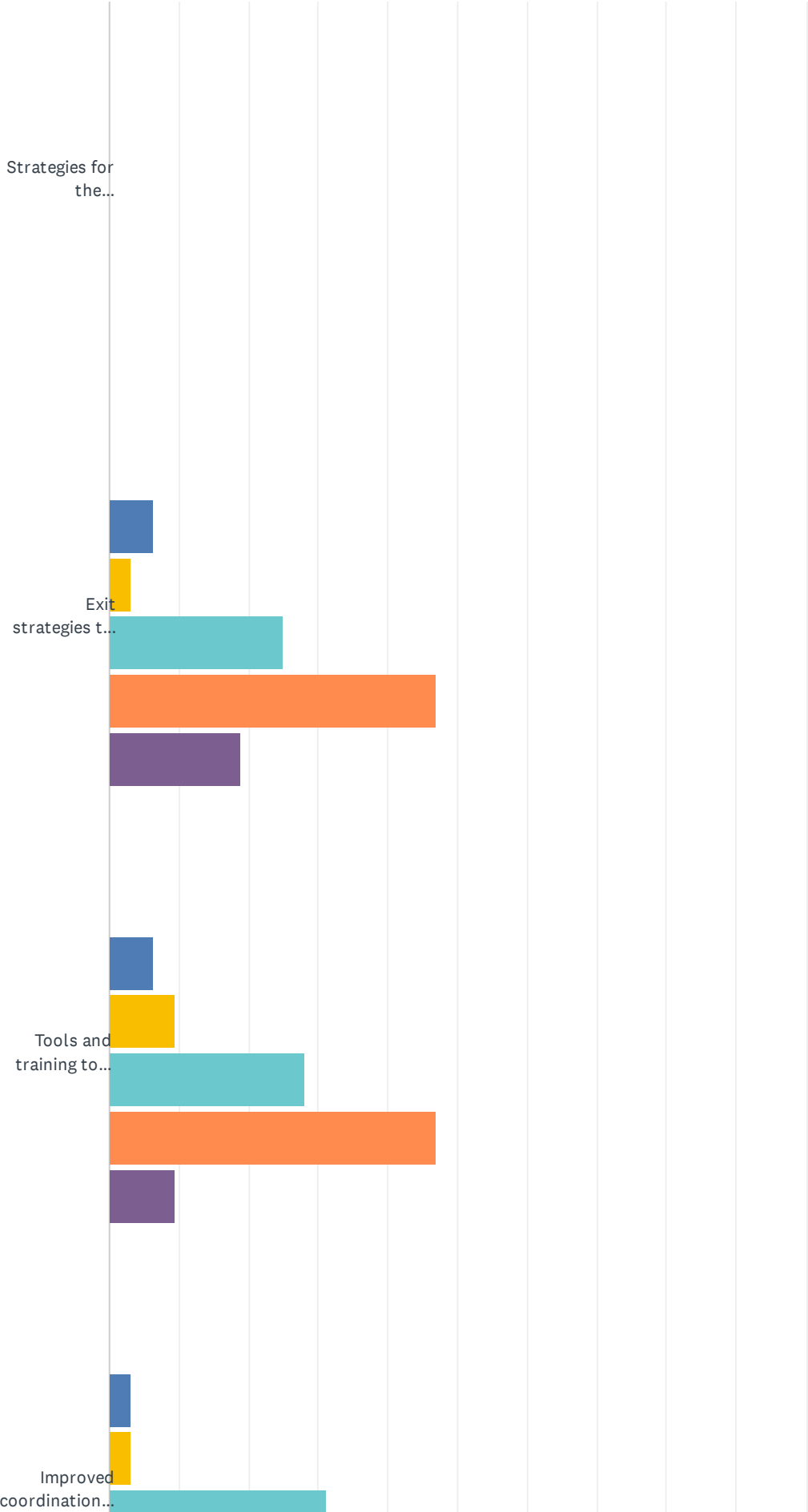
■ Not a barrier
 ■ Slight barrier
 ■ Neutral
 ■ Moderate barrier
 ■ Significant barrier
 ■ Don't know

	NOT A BARRIER	SLIGHT BARRIER	NEUTRAL	MODERATE BARRIER	SIGNIFICANT BARRIER	DON'T KNOW	TOTAL	WEIGHTED AVERAGE
Time limits for housing assistance	3.13% 1	18.75% 6	3.13% 1	31.25% 10	31.25% 10	12.50% 4	32	3.79
Cultural or linguistic barriers	9.38% 3	25.00% 8	9.38% 3	34.38% 11	18.75% 6	3.13% 1	32	3.29
Limited programs to help PLWHA with no income	0.00% 0	3.13% 1	9.38% 3	28.13% 9	53.13% 17	6.25% 2	32	4.40
Lack of job training resources and income support	3.13% 1	3.13% 1	9.38% 3	28.13% 9	53.13% 17	3.13% 1	32	4.29
Lack of transportation in rural areas	3.13% 1	3.13% 1	12.50% 4	18.75% 6	56.25% 18	6.25% 2	32	4.30
Lack of understanding to navigate housing assistance	3.13% 1	0.00% 0	6.25% 2	34.38% 11	53.13% 17	3.13% 1	32	4.39
Lack of prioritization on who to serve in housing programs	0.00% 0	0.00% 0	0.00% 0	0.00% 0	0.00% 0	0.00% 0	0	0.00
Housing program restrictions or eligibility requirements	3.13% 1	3.13% 1	9.38% 3	15.63% 5	65.63% 21	3.13% 1	32	4.42

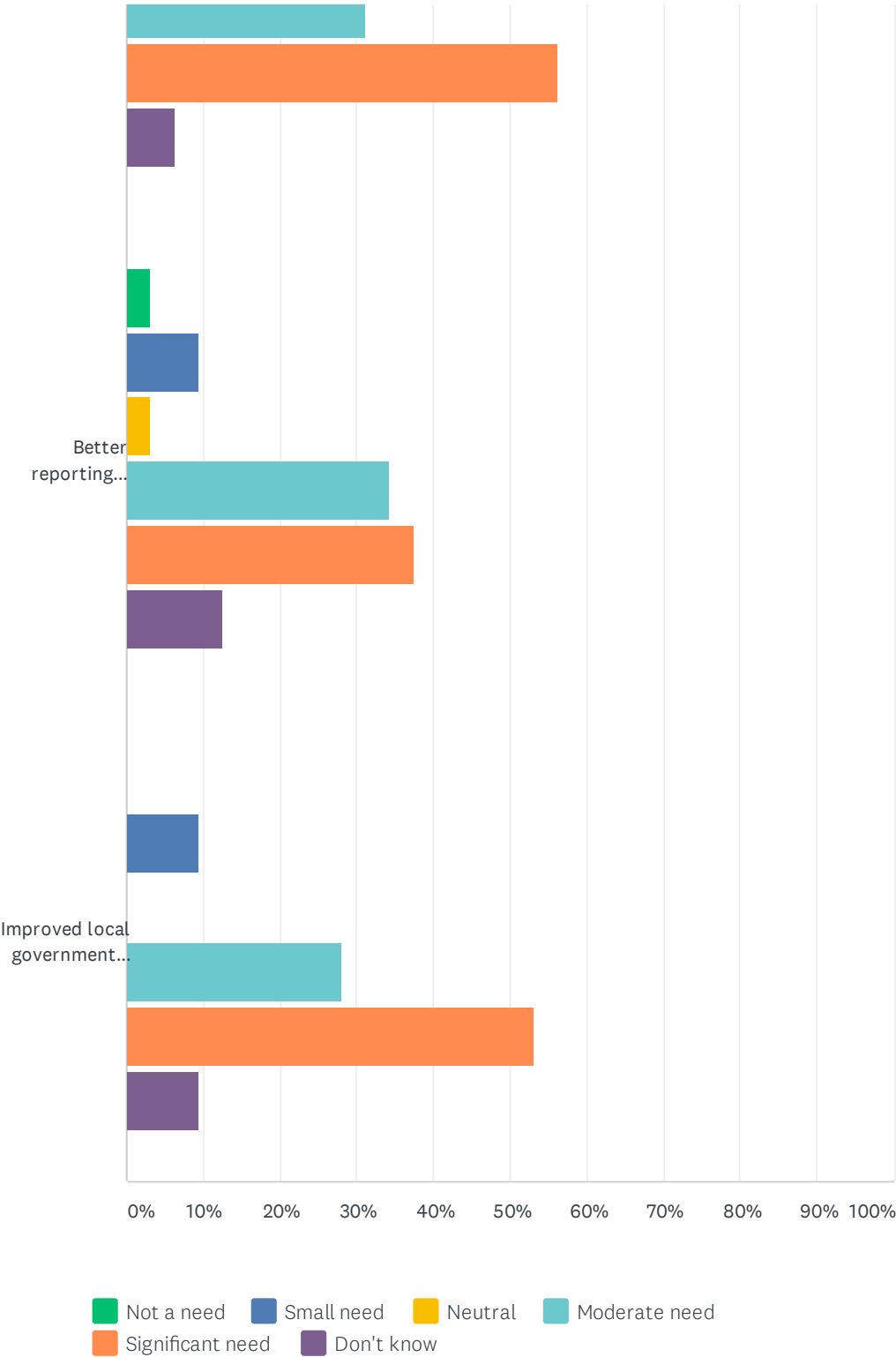
Q8 Please rate the following from "Not a need" to "Significant need."

Answered: 32 Skipped: 2





Provider Survey for HOPWA Needs Assessment - Carolinas CARE Partnership

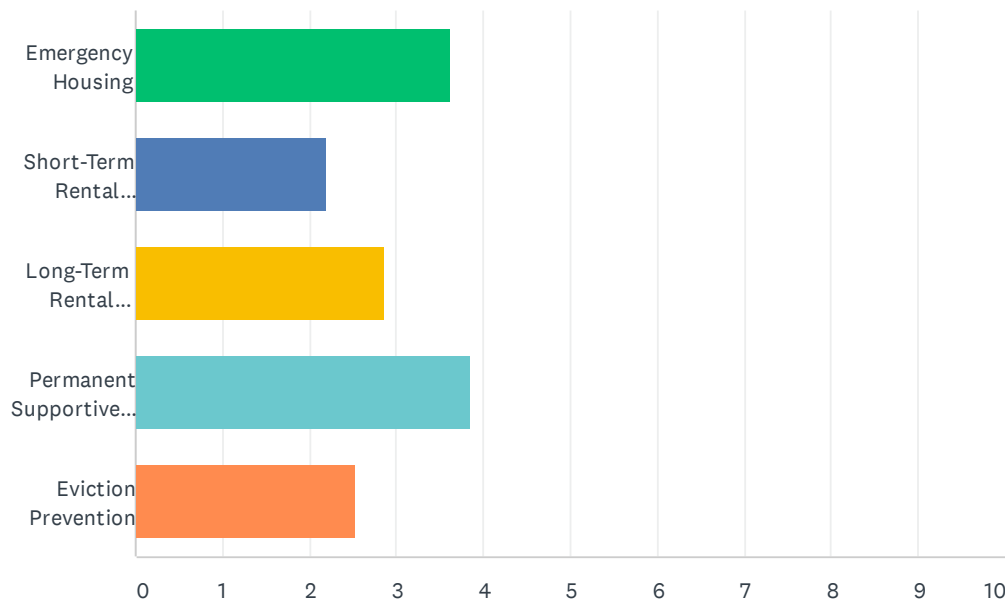


Provider Survey for HOPWA Needs Assessment - Carolinas CARE Partnership

	NOT A NEED	SMALL NEED	NEUTRAL	MODERATE NEED	SIGNIFICANT NEED	DON'T KNOW	TOTAL	WEIGHTED AVERAGE
Capacity building in providers who are serving PLWHA	3.13% 1	9.38% 3	3.13% 1	28.13% 9	37.50% 12	18.75% 6	32	4.08
Coordination to link PLWHA to support services	3.13% 1	6.25% 2	12.50% 4	34.38% 11	34.38% 11	9.38% 3	32	4.00
Coordination to link PLWHA to medical services	12.50% 4	9.38% 3	18.75% 6	28.13% 9	21.88% 7	9.38% 3	32	3.41
Strategies for the distribution of HOPWA vouchers	0.00% 0	0.00% 0	0.00% 0	0.00% 0	0.00% 0	0.00% 0	0	0.00
Exit strategies to non-HOPWA funded permanent housing programs	0.00% 0	6.25% 2	3.13% 1	25.00% 8	46.88% 15	18.75% 6	32	4.38
Tools and training to help providers better navigate housing assistance	0.00% 0	6.25% 2	9.38% 3	28.13% 9	46.88% 15	9.38% 3	32	4.28
Improved coordination among providers to help maximize resources and improve knowledge	0.00% 0	3.13% 1	3.13% 1	31.25% 10	56.25% 18	6.25% 2	32	4.50
Better reporting mechanisms	3.13% 1	9.38% 3	3.13% 1	34.38% 11	37.50% 12	12.50% 4	32	4.07
Improved local government coordination related to housing programs	0.00% 0	9.38% 3	0.00% 0	28.13% 9	53.13% 17	9.38% 3	32	4.38

Q9 Rank the following overall housing needs of PLWHA in order of importance. One (1) being most important and five (5) being least important.

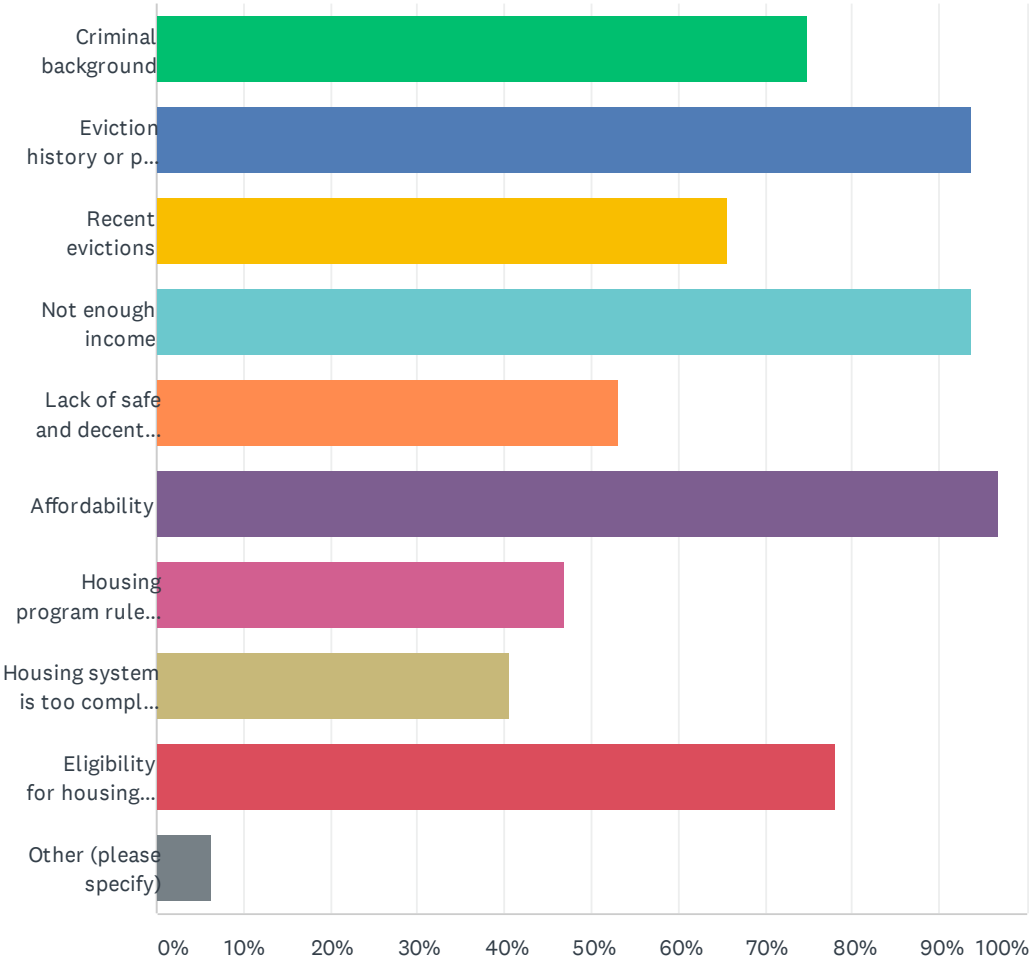
Answered: 32 Skipped: 2



	1	2	3	4	5	TOTAL	SCORE
Emergency Housing	35.48% 11	29.03% 9	12.90% 4	6.45% 2	16.13% 5	31	3.61
Short-Term Rental Subsidies	6.25% 2	9.38% 3	18.75% 6	28.13% 9	37.50% 12	32	2.19
Long-Term Rental Subsidies	9.68% 3	16.13% 5	29.03% 9	41.94% 13	3.23% 1	31	2.87
Permanent Supportive Housing (for people with high acuity and in need of subsidized housing)	37.50% 12	25.00% 8	25.00% 8	9.38% 3	3.13% 1	32	3.84
Eviction Prevention	12.50% 4	21.88% 7	12.50% 4	12.50% 4	40.63% 13	32	2.53

Q10 What are some of the common barriers PLWHA face when trying to obtain housing? Choose all that apply.

Answered: 32 Skipped: 2



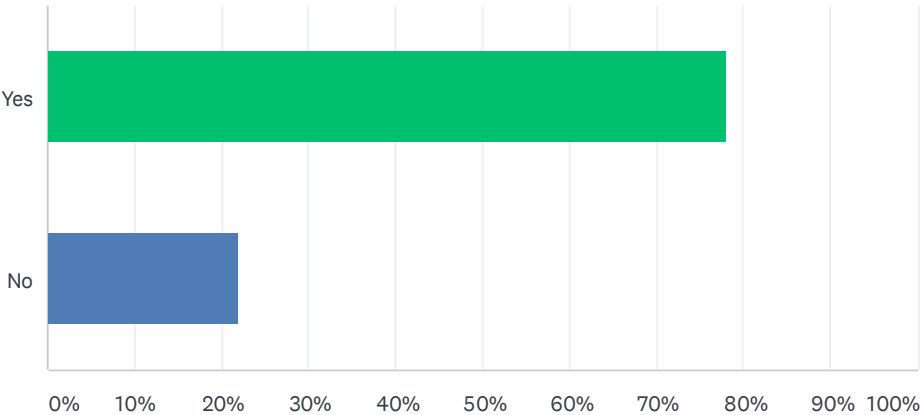
Provider Survey for HOPWA Needs Assessment - Carolinas CARE Partnership

ANSWER CHOICES	RESPONSES	
Criminal background	75.00%	24
Eviction history or poor rental history	93.75%	30
Recent evictions	65.63%	21
Not enough income	93.75%	30
Lack of safe and decent housing	53.13%	17
Affordability	96.88%	31
Housing program rules or restrictions	46.88%	15
Housing system is too complex to navigate	40.63%	13
Eligibility for housing assistance	78.13%	25
Other (please specify)	6.25%	2
Total Respondents: 32		

#	OTHER (PLEASE SPECIFY)	DATE
1	poor credit	3/25/2021 2:05 PM
2	Poor credit history	3/25/2021 11:31 AM

Q11 Does your organization serve one or more rural counties?

Answered: 32 Skipped: 2



ANSWER CHOICES	RESPONSES	
Yes	78.13%	25
No	21.88%	7
TOTAL		32

Q12 What is the greatest barrier for PLWHA trying to obtain stable housing?

Answered: 22 Skipped: 12

#	RESPONSES	DATE
1	Serving a community that has prior evictions is a great barrier. affordability is also a need.	3/29/2021 1:51 PM
2	Lack of income, transportation, housing listing for affordable income based housing, limited housing resources for placement.	3/29/2021 1:25 PM
3	Housing funding currently is very COVID-19 centered and a lot of people need assistance that COVID-19 hasn't directed effected	3/29/2021 9:30 AM
4	Lack of affordable housing options.	3/29/2021 9:18 AM
5	Not enough availability of stable/affordable housing (limited options)	3/25/2021 2:06 PM
6	Transportation	3/25/2021 12:07 PM
7	Not enough income to reside in favorable neighborhoods.	3/25/2021 11:34 AM
8	Transportation	3/24/2021 4:19 PM
9	Not having enough income to afford the housing market	3/24/2021 9:12 AM
10	Income	3/24/2021 8:42 AM
11	sustainable income and/or affordable housing	3/22/2021 10:50 AM
12	Income and finding affordable housing .	3/17/2021 1:55 PM
13	Affordability and number of units available	3/16/2021 8:20 PM
14	income	3/16/2021 12:08 PM
15	Available housing and transportation	3/16/2021 11:22 AM
16	Affordable housing in safe neighborhoods	3/15/2021 8:12 PM
17	Affordable Housing	3/15/2021 5:52 PM
18	transportation	3/15/2021 4:08 PM
19	I don't know	3/15/2021 2:58 PM
20	Not enough housing avail	3/15/2021 1:45 PM
21	Cost	3/15/2021 1:25 PM
22	Criminal Background	3/15/2021 1:13 PM

Q13 What is the great barrier for PLWHA in maintaining or keeping their housing?

Answered: 22 Skipped: 12

#	RESPONSES	DATE
1	financial literacy and affordability.	3/29/2021 1:51 PM
2	Affordability	3/29/2021 1:25 PM
3	maintaining a job	3/29/2021 9:30 AM
4	Employment or income stability.	3/29/2021 9:18 AM
5	Lack of job opportunities and transportation to get to jobs/appts/other important things	3/25/2021 2:06 PM
6	Income (and balancing income with cost of med management)	3/25/2021 12:07 PM
7	Insufficient income.	3/25/2021 11:34 AM
8	Job stability	3/24/2021 4:19 PM
9	Being able to afford housing without additional assistance	3/24/2021 9:12 AM
10	Income...hours cut or lost their job due to COVID	3/24/2021 8:42 AM
11	sustainable income	3/22/2021 10:50 AM
12	Income and budgeting.	3/17/2021 1:55 PM
13	Income	3/16/2021 8:20 PM
14	transportation	3/16/2021 12:08 PM
15	Employment	3/16/2021 11:22 AM
16	resources to address co-morbidity issues	3/15/2021 8:12 PM
17	increase rent	3/15/2021 5:52 PM
18	not having enough income o sustain paying the rent.	3/15/2021 4:08 PM
19	I don't know	3/15/2021 2:58 PM
20	Cost	3/15/2021 1:45 PM
21	substance use	3/15/2021 1:25 PM
22	Substance Abuse/Mental Health Concerns	3/15/2021 1:13 PM

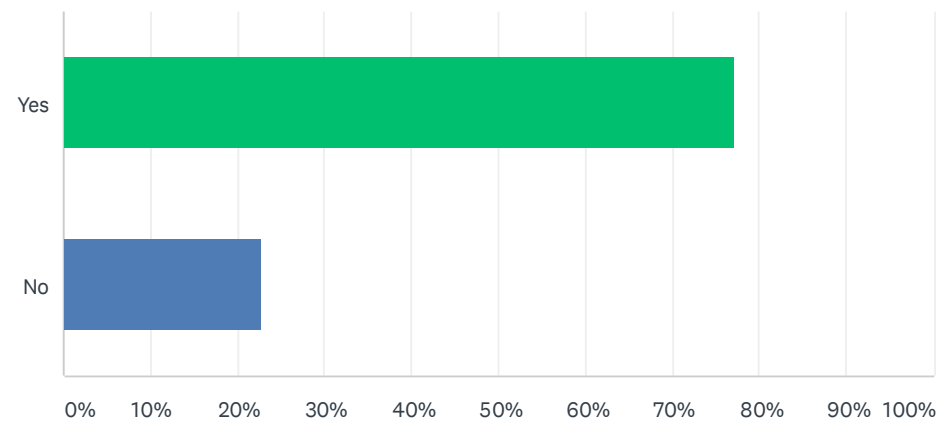
Q14 What types of housing resources in the community have you found the most helpful?

Answered: 22 Skipped: 12

#	RESPONSES	DATE
1	CCP and RAO	3/29/2021 1:51 PM
2	Crisis Assistance Ministry Rosedale Assistance and Opportunities	3/29/2021 1:25 PM
3	CarolinasCare Partnership	3/29/2021 9:30 AM
4	Emergency rental assistance and short term assistance have benefitted our clients the most.	3/29/2021 9:18 AM
5	Social Serve Housing Authority Client Knowledge/Word of Mouth	3/25/2021 2:06 PM
6	Community assistance	3/25/2021 12:07 PM
7	HOPWA/Subsidized	3/25/2021 11:34 AM
8	crisis	3/24/2021 4:19 PM
9	Charlotte Housing Authority Crisis Assistance Urban Ministry Roof Above Social Serve	3/24/2021 9:12 AM
10	HOPWA, House of Mercy and Salvation Army	3/24/2021 8:42 AM
11	landlord relationships	3/22/2021 10:50 AM
12	Roof above	3/17/2021 1:55 PM
13	N/a	3/16/2021 8:20 PM
14	n/a	3/16/2021 12:08 PM
15	HUD	3/16/2021 11:22 AM
16	listing of landlords willing to rent to under income individuals	3/15/2021 8:12 PM
17	not much	3/15/2021 5:52 PM
18	None of my clients in a rural location but for clients that live in an urban setting, it would been RAO, RAMP-clt, Regional housing partnership, etc.	3/15/2021 4:08 PM
19	I don't know	3/15/2021 2:58 PM
20	HOPWA	3/15/2021 1:45 PM
21	private landlord	3/15/2021 1:25 PM
22	Transitional Housing	3/15/2021 1:13 PM

Q15 Do you serve one or more urban counties?

Answered: 22 Skipped: 12



ANSWER CHOICES		RESPONSES	
Yes		77.27%	17
No		22.73%	5
TOTAL			22

Q16 What is the greatest barrier for PLWHA trying to obtain stable housing?

Answered: 24 Skipped: 10

#	RESPONSES	DATE
1	Serving a community that has prior evictions is a great barrier. affordability is also a need.	3/29/2021 1:52 PM
2	Lack of income, transportation, and housing availability.	3/29/2021 1:26 PM
3	Lack of resources for people not effected by COVID-19	3/29/2021 9:30 AM
4	Lack of affordable housing.	3/29/2021 9:18 AM
5	Low Income Not enough affordable housing options Affordable housing options still have high rent	3/25/2021 2:09 PM
6	Insufficient income.	3/25/2021 11:36 AM
7	The Cost of housing.	3/25/2021 11:26 AM
8	Knowing the resources in those areas	3/24/2021 9:13 AM
9	I don't know	3/18/2021 10:58 AM
10	criminal background	3/18/2021 10:30 AM
11	Lack of affordable housing available, no income or not enough income to afford housing despite working full-time jobs	3/17/2021 4:54 PM
12	Income and lack of supportive services	3/17/2021 1:55 PM
13	Lack of units	3/16/2021 8:21 PM
14	eligibility	3/16/2021 12:08 PM
15	Availability and finance	3/16/2021 11:23 AM
16	cost of the deposits, affordable housing	3/15/2021 5:54 PM
17	Lack of funds. Not enough for 3x rent to qualify when they do have funds. Willing landlords with affordable rents.	3/15/2021 5:29 PM
18	Not having the money to pay the move-in costs including moving services and last month's rent where they're moving from.	3/15/2021 4:11 PM
19	Affordable Lack of income No emergency housing situations	3/15/2021 3:59 PM
20	Affordable housing stock	3/15/2021 3:37 PM
21	I don't know	3/15/2021 2:58 PM
22	Affordability	3/15/2021 1:47 PM
23	cost	3/15/2021 1:25 PM
24	Substance Abuse Issues	3/15/2021 1:15 PM

Q17 What is the great barrier for PLWHA in maintaining or keeping their housing?

Answered: 24 Skipped: 10

#	RESPONSES	DATE
1	Financial Literacy. and affordability	3/29/2021 1:52 PM
2	Lack of affordable housing based upon income, insufficient money management knowledge	3/29/2021 1:26 PM
3	maintaining a job	3/29/2021 9:30 AM
4	Income to debt ratios	3/29/2021 9:18 AM
5	Not able to gain/find employment Limited income Debt/Behind on bills	3/25/2021 2:09 PM
6	Insufficient income.	3/25/2021 11:36 AM
7	rates going up	3/25/2021 11:26 AM
8	Knowing all of the housing developments in those areas	3/24/2021 9:13 AM
9	I don't know	3/18/2021 10:58 AM
10	not enough income after subsidy expires	3/18/2021 10:30 AM
11	Maintaining employment, substance use/mental health	3/17/2021 4:54 PM
12	Stable Income	3/17/2021 1:55 PM
13	Income	3/16/2021 8:21 PM
14	income	3/16/2021 12:08 PM
15	Jobs	3/16/2021 11:23 AM
16	stable employment	3/15/2021 5:54 PM
17	They often lose support services after a certain period. No safety net for when the fall off track often leading back to homelessness.	3/15/2021 5:29 PM
18	not being able to financially sustain paying the rent due to poor budgeting, lost wages, etc.	3/15/2021 4:11 PM
19	Lack of home maintenance education Lack of job retention Not complying to housing rules	3/15/2021 3:59 PM
20	Sufficient income	3/15/2021 3:37 PM
21	I don't know	3/15/2021 2:58 PM
22	Affordability	3/15/2021 1:47 PM
23	substance use	3/15/2021 1:25 PM
24	Substance Abuse Issues	3/15/2021 1:15 PM

Q18 What types of housing resources in the community have you found the most helpful?

Answered: 24 Skipped: 10

#	RESPONSES	DATE
1	RAO and CCP	3/29/2021 1:52 PM
2	Urban Ministry	3/29/2021 1:26 PM
3	CarolinasCare Partnership	3/29/2021 9:30 AM
4	Short term and emergency opportunities.	3/29/2021 9:18 AM
5	Social Serve Housing Authority Clients/Word of mouth	3/25/2021 2:09 PM
6	HOPWA/Subsidized	3/25/2021 11:36 AM
7	for our clients, HOPWA	3/25/2021 11:26 AM
8	None	3/24/2021 9:13 AM
9	I don't know	3/18/2021 10:58 AM
10	socialserve.com Greater Charlotte Apartment Association Inlivian website	3/18/2021 10:30 AM
11	Rent/Utility assistance, housing navigation	3/17/2021 4:54 PM
12	Roof above	3/17/2021 1:55 PM
13	N/a	3/16/2021 8:21 PM
14	n/a	3/16/2021 12:08 PM
15	Rental assistance	3/16/2021 11:23 AM
16	carolina community action	3/15/2021 5:54 PM
17	supportive housing or housing that comes with longterm support services such as case management or rental subsidies.	3/15/2021 5:29 PM
18	RAO, Regional Housing Partnership and RAMP-clt.	3/15/2021 4:11 PM
19	Crisis ministries RAO Carolina Care Men's Shelter	3/15/2021 3:59 PM
20	PSH and RRH	3/15/2021 3:37 PM
21	I don't know	3/15/2021 2:58 PM
22	Agencies that will assist in the actual looking for places	3/15/2021 1:47 PM
23	resources working together	3/15/2021 1:25 PM
24	Short Term Housing	3/15/2021 1:15 PM

Q19 If you are interested in participating in a case management/frontline staff focus group, please provide your contact information below or contact rosado@flhousing.org.

Answered: 10 Skipped: 24

ANSWER CHOICES	RESPONSES
Name	100.00% 10
Company	0.00% 0
Address	0.00% 0
Address 2	0.00% 0
City/Town	0.00% 0
State/Province	0.00% 0
ZIP/Postal Code	0.00% 0
Country	0.00% 0
Email Address	100.00% 10
Phone Number	0.00% 0

#	NAME	DATE
1	Johnny Wilson	3/29/2021 1:52 PM
2	Dale Pierce	3/29/2021 9:18 AM
3	Sherika Jackson	3/25/2021 2:10 PM
4	LaChelle Davis-Moore	3/25/2021 11:38 AM
5	Phyllis Pickens	3/18/2021 10:30 AM
6	Katrina Williams	3/15/2021 5:55 PM
7	Chris Daniels	3/15/2021 4:12 PM
8	Bryce Curry	3/15/2021 3:59 PM
9	Tara Foster Robinson	3/15/2021 1:48 PM
10	Julia Davis	3/15/2021 1:27 PM

#	COMPANY	DATE
	There are no responses.	

#	ADDRESS	DATE
	There are no responses.	

#	ADDRESS 2	DATE
	There are no responses.	

#	CITY/TOWN	DATE
	There are no responses.	

Provider Survey for HOPWA Needs Assessment - Carolinas CARE Partnership

#	STATE/PROVINCE	DATE
	There are no responses.	
#	ZIP/POSTAL CODE	DATE
	There are no responses.	
#	COUNTRY	DATE
	There are no responses.	
#	EMAIL ADDRESS	DATE
1	J.wilson@carolinarain.org	3/29/2021 1:52 PM
2	dpierce@myrosedalehelath.com	3/29/2021 9:18 AM
3	sherika.jackson@mecklenburgcountync.gov	3/25/2021 2:10 PM
4	lachele@nsideoutexcellence.org	3/25/2021 11:38 AM
5	phy2pickens@hopehaveninc.org	3/18/2021 10:30 AM
6	kwilliams@affinityhealthcenter.org	3/15/2021 5:55 PM
7	fredrick.daniels@mecklenburgcountync.gov	3/15/2021 4:12 PM
8	b.curry@carolinarain.org	3/15/2021 3:59 PM
9	tara.fosterrobinson@mecklenburgcountync.gov	3/15/2021 1:48 PM
10	Juliad@CarolinasCare.org	3/15/2021 1:27 PM
#	PHONE NUMBER	DATE
	There are no responses.	