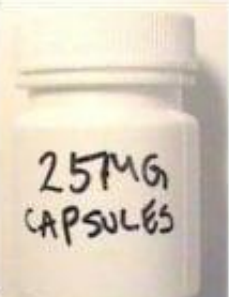


LABORATORY CANNABINOID PROFILE CERTIFICATE OF ANALYSIS	Extraction Date:05-Jan-19 Analysis Date/Time:05-Jan-19, 20:15:27
---	---








CUSTOMER INFORMATION		SAMPLE DETAILS	
Company:	RxCBD	Sample Name	25 mg capsules
Contact Person:		Sample Number	7964
Contact Email:		Sample Information	Average Fill = 0.7907g
Contact phone:			

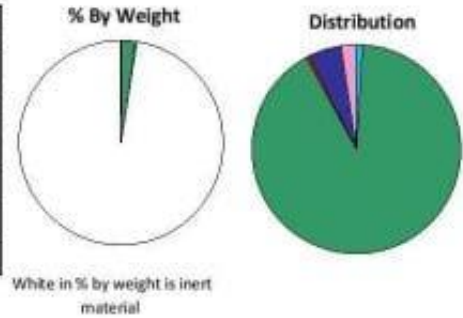
Substance Potency Analysis

CANNABINOID	Mg. PER GRAM	TOTAL Mg. IN A	<u>0.79</u>	GRAM PACKAGE (as reported by client)
CBD MAXIMUM *	22.530	17.799		
THC MAXIMUM *	1.258	0.994		
CBDA	0.001	0.000		
CBG	0.232	0.183		
CBD	22.530	17.798		
CBN	0.126	0.099		
THC	1.258	0.994		
CBC	0.586	0.463		
THCA	0.000	0.000		

CANNABINOIDS REPORTED AS "0" WERE BELOW DETECTABLE LEVELS

Substance Distribution Analysis

COLOR CODE	CANNABINOID	% BY WEIGHT	Distribution
	CBDA	0.000	0.00%
	CBG	0.023	0.94%
	CBD	2.253	91.10%
	CBN	0.013	0.51%
	THC	0.126	5.09%
	CBC	0.059	2.37%
	THCA	0.000	0.00%



* All cannabinoids in their acid forms (ending in "A") are convertible to their non-acid forms via a decarboxylation process (heating). The THC and CBD maximum values reported above are the maximum theoretical amounts of THC and CBD the tested product would have if it were fully decarboxylated.

MacKenzie Keller
MacKenzie Keller
Laboratory Director

** Maximum % THC values exceeding three-tenths of one percent (0.3%) on a dry weight basis do not qualify as industrial hemp

** Maximum % THC Value for this sample is: **0.13 %**