



OFFSHORE LIFTBOATS

L/B Vanessa Class 200

Official No.: 1247823





OFFSHORE LIFTBOATS

LIFTBOAT "Xcpguuc"

CLASS 200
USCG CERTIFIED
Official No.: 3469:45

" " " " "

GENERAL DIMENSIONS

Length (Overall) "115'-0"
Length (Barge Only) "111'-3"
Beam (Overall) "74'-0"
Beam (Barge Only) "66'-6"
Depth (Barge Only) "10'-0"
Open Deck Area 4500 Sq. Ft.

HULL CHARACTERISTICS

Gross Tonnage 190 Tons
Net Tonnage 129 Tons
Maximum Deck Cargo (Estimated) 700,000 lbs.

PADS

Length "32'-0"
Width "16'-0"
Depth "2'-0"
Configuration Raked

JACKING

Max. Working Water Depth 163'-0"
Max. Sea Conditions (Jacking Up or Down) 5'
Total Jacks 24
Total Jacking Rating 1183.5 S-Tons (Estimated)
Total Holding Rating 1578.1 S-Tons (Estimated)

LEGS

Quantity 3
Length 200'-0"
Size 66" O.D."
Wall Thicknesses "3/4" to 1"

LIVING QUARTERS

Crew Accommodations 7
VIP Accommodations 2
PACS Accommodations 34
Total 43
Central A/C and Heat
Lounge with: Color TV, Sofas, and Lounge Seats
Heads 10-All Levels
Galley Seats 23
Laundry 3
Washers/Dryers

ELECTRONICS

VHF, SSB, Loud Hailer, Radar, Fathometer, GPS, Tilt Alarm, Cap Rock Communication Package
w/2 Phone Lines, 1 Fax Line, and Internet Access)

PROPULSION

(2) Main Engines CAT C18
Reduction Gear TWIN DISC

GENERATORS

(2) 150kw Generators
Cat 6.6

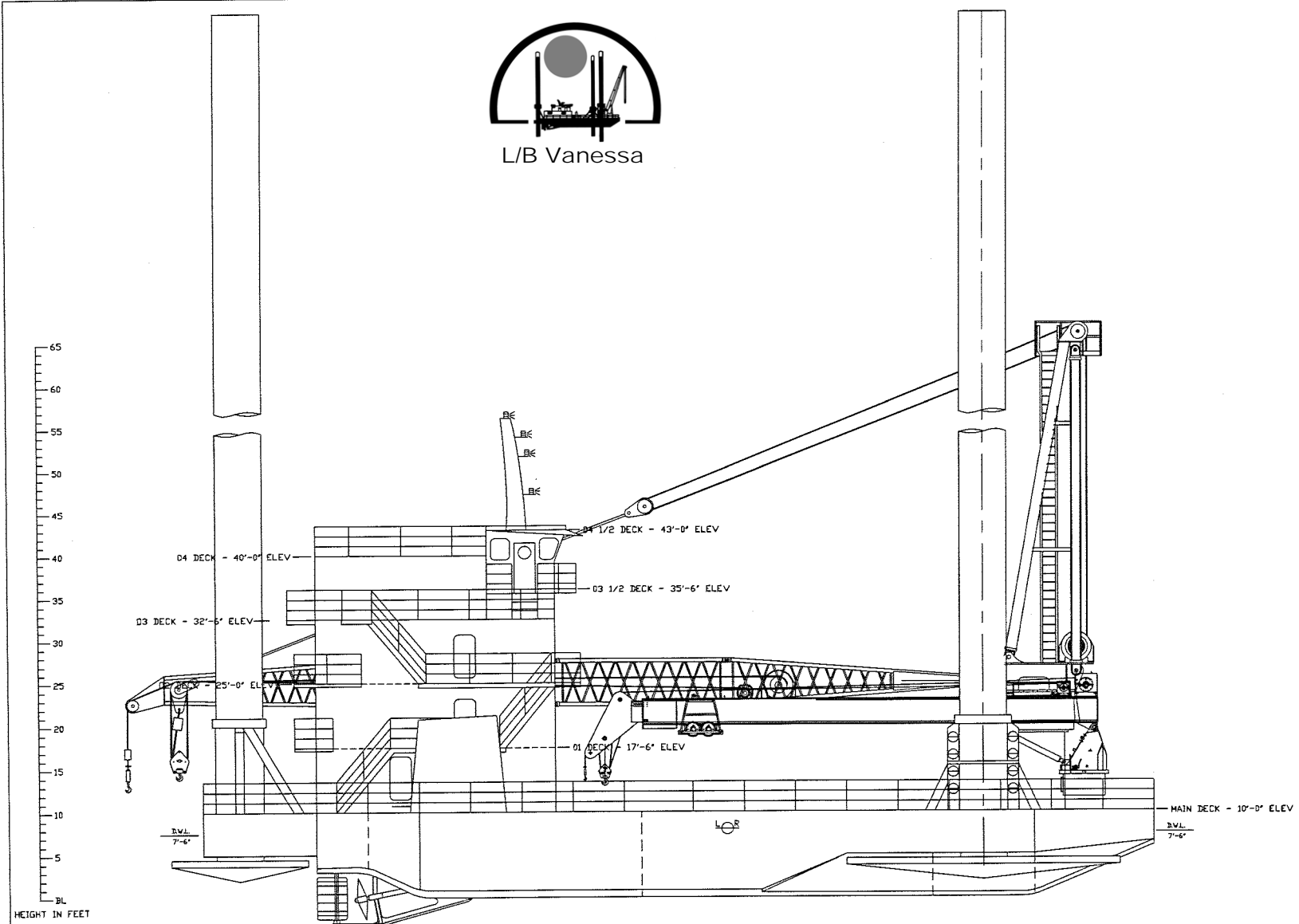
CRANES

Port-125 Ton 100' Lattice Boom
Stbd-30 Ton 56' - 100' Telescopic Boom

CAPACITIES

Fuel Oil (Approx.) 9730 Gals.
Potable Water (Approx.) 15,194 Gals.





OUTBOARD PROFILE
SCALE 3/16" = 1'-0"

GENERAL INFORMATION	
HULL LENGTH	111'-3"
HULL WIDTH	66'-6"
HULL DEPTH	10'-0"
LENGTH OVERALL	115'-0"
WIDTH OVERALL	74'-0"
FOOTING LENGTH	32'-0"
FOOTING WIDTH	16'-0"
FOOTING DEPTH	2'-6"
LEG LENGTH OVERALL	200'-0"
LEG DIAMETER	66"
LEG THICKNESS	1" / 3/4"
LEG MATERIAL	API 5L-X65
JACKS PER LEG	0TY EIGHT
JACKING RATING / JACK	65.75 S-TONS
HOLDING RATING / JACK	87.67 S-TONS
JACKING RATING / LEG	526.0 S-TONS
HOLDING RATING / LEG	701.3 S-TONS
TOTAL JACKS	0TY 24
TOTAL JACKING RATING	1578.0 S-TONS
TOTAL HOLDING RATING	2104.0 S-TONS
FUEL OIL CAPACITY	9,730 GAL
POTABLE WATER CAPACITY	15,194 GAL
JACKING HYDRAULIC OIL	1,594 GAL
CRANE HYDRAULIC OIL	789 GAL
ACCOMMODATION CREW	7 MEN
ACCOMMODATION VIP	2 MAN
ACCOMMODATION PACS	34 MEN
ACCOMMODATION TOTAL	43 MEN

STATEMENT OF TRADE SECRET STATUS
THIS DRAWING AND THE DATA IT CONTAINS ARE THE PROPERTY OF DYNAMICS MARINE, INC. AND ARE TO BE KEPT CONFIDENTIAL AND NOT REPRODUCED OR TRANSMITTED IN ANY FORM OR BY ANY MEANS, ELECTRONIC OR MECHANICAL, INCLUDING PHOTOCOPYING, RECORDING, OR BY ANY INFORMATION STORAGE AND RETRIEVAL SYSTEM, WITHOUT THE EXPRESS WRITTEN PERMISSION OF DYNAMICS MARINE, INC.

© 2001 DYNAMICS MARINE, INC. ALL RIGHTS RESERVED
H/V MICHELLE HALTMAR HULL NO. 164

REVISIONS
DYNAMICS MARINE, INC.
2483 LITTLE LANE - NE, WESSON, MS 39191
601-643-2411

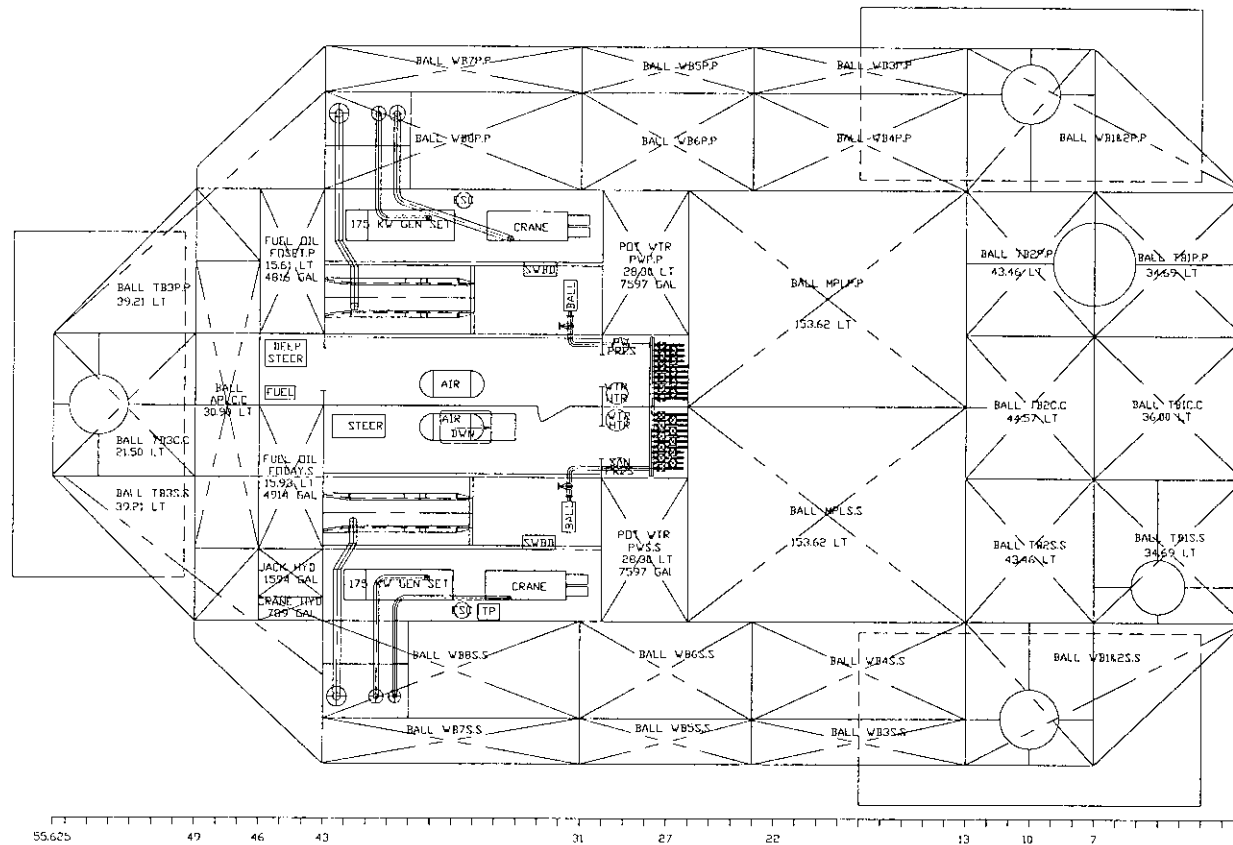
MARINE INDUSTRIAL FABRICATION, INC.

OFFSHORE LIFTBOATS, LLC
CLASS 200-LER LIFTBOAT
OUTBOARD PROFILE

DATE: 15MAY11 APPV:
BY: GT NO: GA-01



L/B Vanessa



GENERAL ARRANGEMENT HOLD

SCALE 3/16" = 1'-0"

STATEMENT OF TRADE SECRET STATUS

THIS DRAWING AND THE DATA IT CONTAINS IS THE PROPERTY AND CONFIDENTIAL INFORMATION OF DYNAMICS MARINE, INC. IT IS NOT TO BE REPRODUCED OR TRANSMITTED IN ANY FORM OR BY ANY MEANS, ELECTRONIC OR MECHANICAL, INCLUDING PHOTOCOPYING, RECORDING, OR BY ANY INFORMATION STORAGE AND RETRIEVAL SYSTEM, WITHOUT THE EXPRESS WRITTEN PERMISSION OF DYNAMICS MARINE, INC.

© 1991 DYNAMICS MARINE, INC. ALL RIGHTS RESERVED

M/V MICHELLE HALIMAR HULL NO. 164

REVISIONS

DYNAMICS MARINE, INC.
2483 LITTLE LANE - NE, WESSON, MS 39193
601-643-2411

MARINE INDUSTRIAL FABRICATION, INC.


OFFSHORE LIFTBOATS LLC
CLASS 200-LER LIFTBOAT
GENERAL ARRANGEMENT HOLD

DATE: 15MAY11

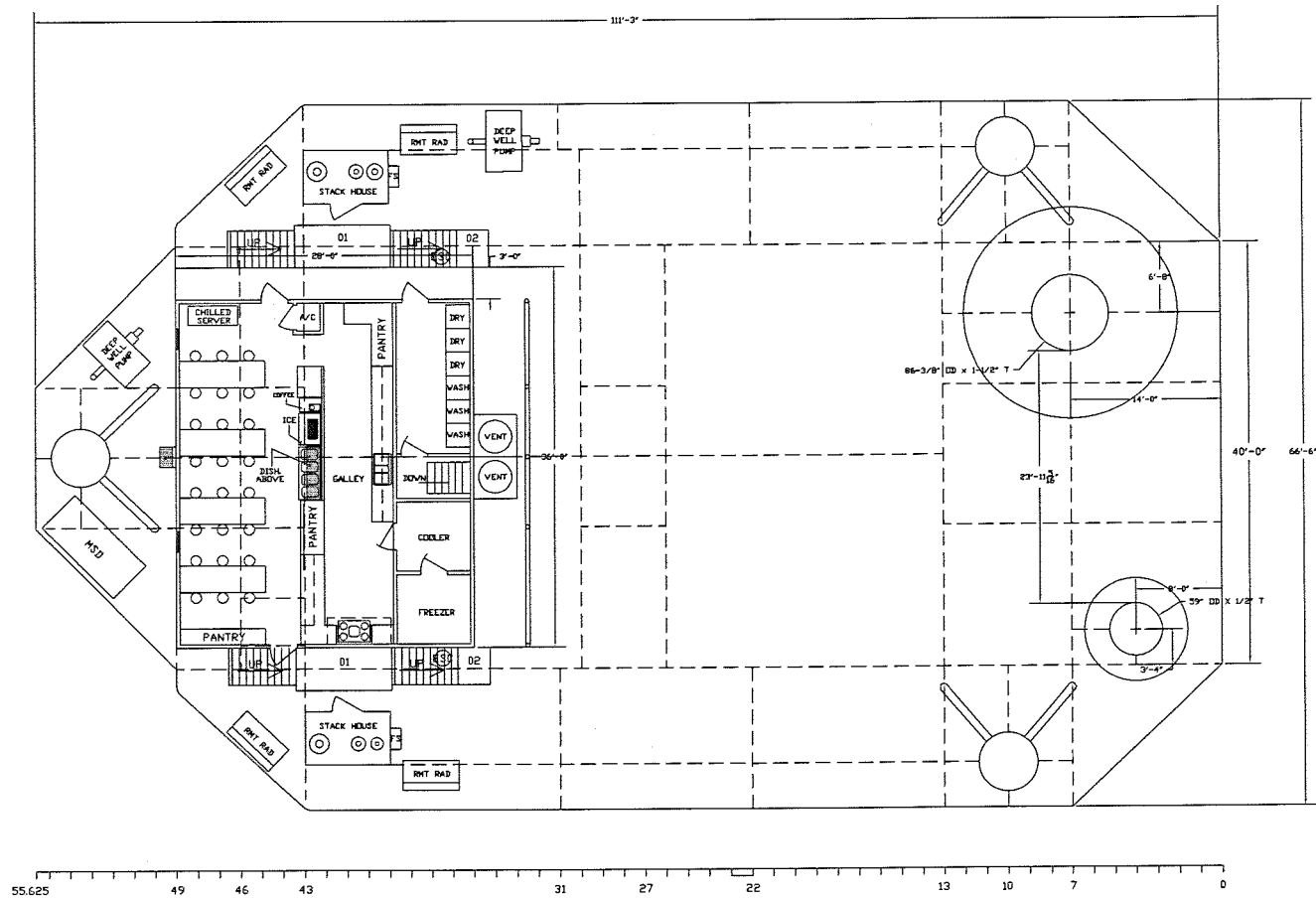
APPV:

BY: CT

NO. CA 03




L/B Vanessa



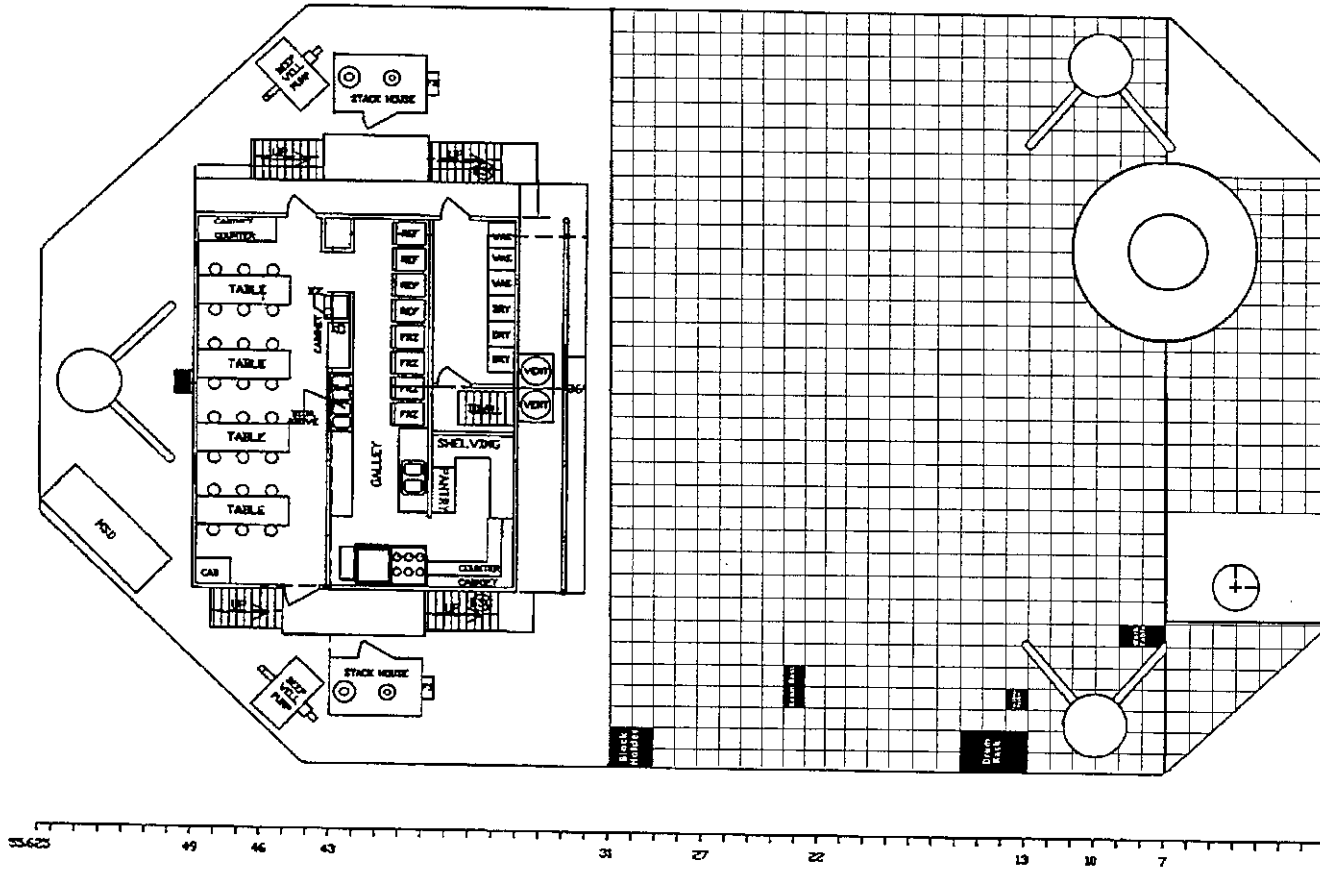
GENERAL ARRANGEMENT MAIN DECK
SCALE 3/16" = 1'-0"

STATEMENT OF TRADE SECRET STATUS	
<small>THIS DRAWING AND THE DATA IT CONTAINS IS THE PROPRIETARY INFORMATION OF DYNAMICS MARINE, INC. AND IS NOT TO BE REPRODUCED, COPIED, OR TRANSMITTED IN ANY FORM OR BY ANY MEANS, WITHOUT THE WRITTEN PERMISSION OF DYNAMICS MARINE, INC.</small>	
<small>© 2011 DYNAMICS MARINE, INC. ALL RIGHTS RESERVED</small>	
M/V MICHELLE, HALIMAR 11-164	
REVISIONS	
DYNAMICS MARINE, INC. 2483 LITTLE LANE - NE, WESSON, MS 39191 601-695-4363	
MARINE INDUSTRIAL FABRICATION	
OFFSHORE LIFTBOATS, L.L.C. CLASS 200 LIFTBOAT GENERAL ARRANGEMENT MAIN DECK	
DATE: 15MAY11	APPV:
BY: GT	NO: GA-03



L/B Vanessa

2'X2' Deck Grid



GENERAL ARRANGEMENT MAIN DECK

SCALE 3/16" = 1'-0"

M/V CAMERON HALIMAR HULL NO. 153

REVISIONS


DYNAMICS MARINE, INC.
2460 LITTLE LANE - NE, WESSON, MS 39094
601-643-2411

MARINE INDUSTRIAL FABRICATION,

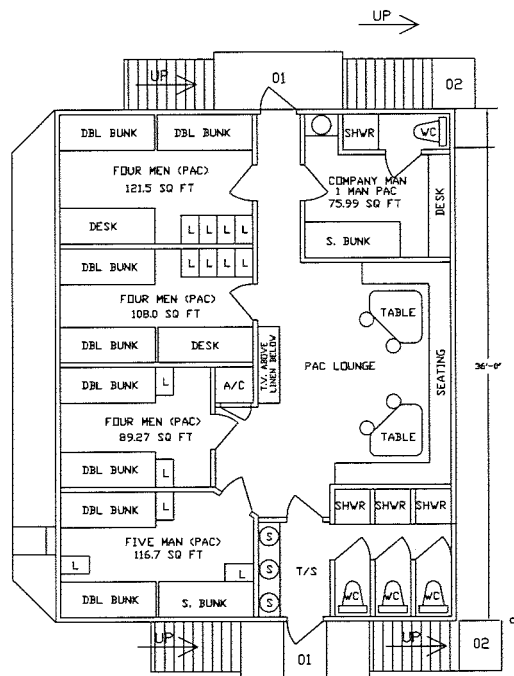
OFFSHORE LIFTBOATS LLC
CLASS 200-LER LIFTBOAT
GENERAL ARRANGEMENT MAIN DECK

DATE: 10NOV08 APPV:

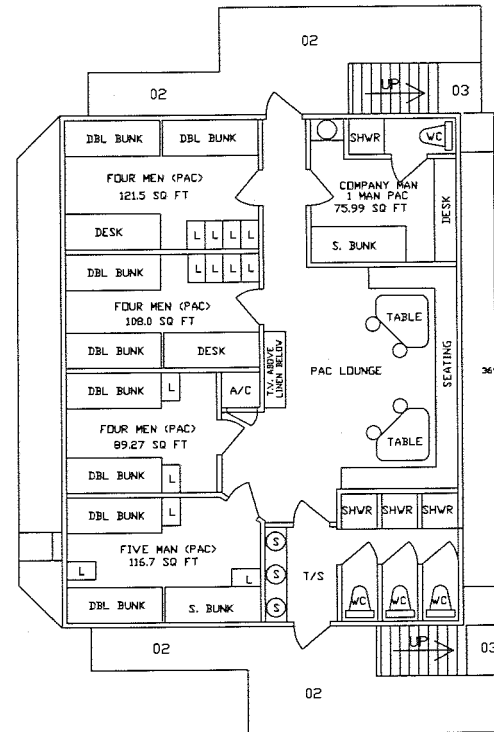
BY: GT INQ: GA-03



L/B Vanessa




GENERAL ARRANGEMENT 01 LEVEL
SCALE 1/4" = 1'-0"

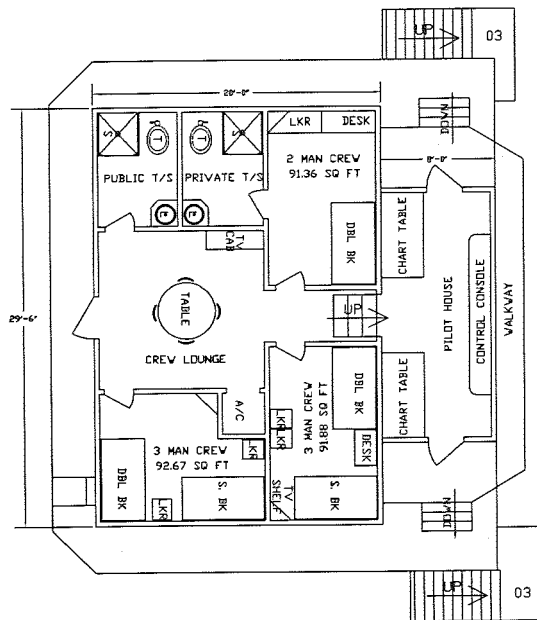


GENERAL ARRANGEMENT 02 LEVEL
SCALE 1/4" = 1'-0"

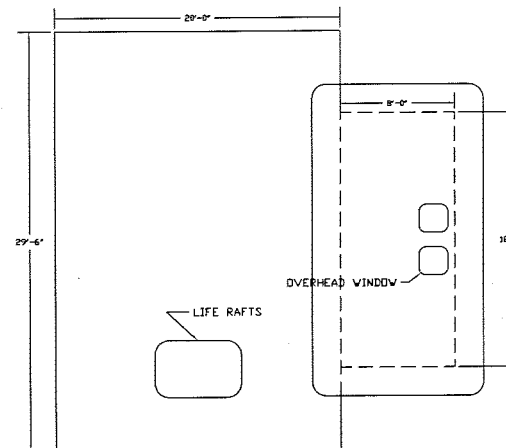
STATEMENT OF TRADE SECRET STATUS	
<small>THIS DRAWING AND THE DATA IT CONTAINS IS THE PROPRIETARY INFORMATION OF DYNAMICS MARINE, INC. IT IS NOT TO BE REPRODUCED OR TRANSMITTED IN ANY FORM OR BY ANY MEANS, ELECTRONIC OR MECHANICAL, INCLUDING PHOTOCOPYING, RECORDING, OR BY ANY INFORMATION STORAGE AND RETRIEVAL SYSTEM, WITHOUT THE EXPRESS WRITTEN PERMISSION OF DYNAMICS MARINE, INC.</small>	
© 2011 DYNAMICS MARINE, INC. ALL RIGHTS RESERVED	
M/V MICHELLE HALIMAR HULL NO. 164	
REVISIONS DYNAMICS MARINE, INC. 2489 LITTLE LANE - NE, WESSON, MS 39191 601-643-2411	
MARINE INDUSTRIAL FABRICATIION, INC.	
OFFSHORE LIFTBOATS LLC CLASS 200-LER LIFTBOAT GENERAL ARRANGEMENT 01 AND 02 DECKS	
DATE: 15MAY11	APPV:
BY: GILLY	NO: GA-04



L/B Vanessa



GENERAL ARRANGEMENT 03 LEVEL
SCALE 1/4" = 1'-0"



GENERAL ARRANGEMENT 04 LEVEL
SCALE 1/4" = 1'-0"

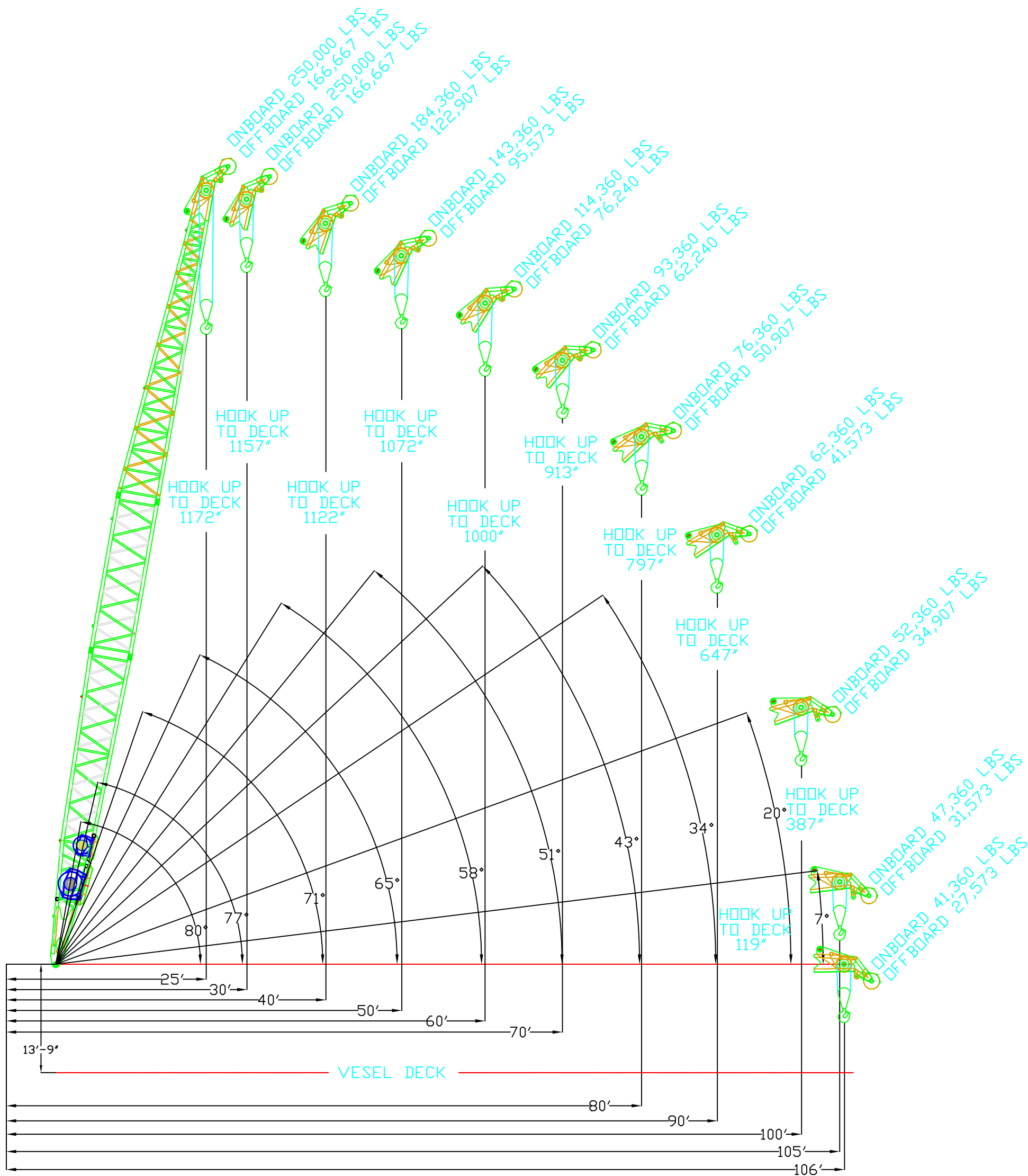
STATEMENT OF TRADE SECRET STATUS
THIS DRAWING AND THE DATA CONTAINED HEREIN ARE THE PROPERTY OF DYNAMICS MARINE, INC. IT IS NOT TO BE REPRODUCED OR TRANSMITTED IN ANY FORM OR BY ANY MEANS, ELECTRONIC OR MECHANICAL, INCLUDING PHOTOCOPYING, RECORDING, OR BY ANY INFORMATION STORAGE AND RETRIEVAL SYSTEM, WITHOUT THE EXPRESS WRITTEN PERMISSION OF DYNAMICS MARINE, INC.

© 2008 DYNAMICS MARINE, INC. ALL RIGHTS RESERVED
M/V MICHELLE HALIMAR HULL NO. 164

REVISIONS
DYNAMICS MARINE, INC.
2483 LITTLE LANE - NE, WESSON, MS 39191
601-643-2411
MARINE INDUSTRIAL FABRICATION, INC.

OFFSHORE LIFTBOATS LLC
CLASS 200-LER LIFTBOAT
GENERAL ARRANGEMENT 03 AND 04 DECKS

DATE: 15MAY11 APPV:
BY: GILLY NO: GA-05



CENTER OF ROTATION

NOTE:
-ALL DIMENSIONS BELOW HOOK ARE ESTATEMENTS



Ram Machine Tooling, Inc.
24242 Rester Road
Picayune, MS 39466

RAM125-100 LOAD GRAPH

Drawing	125-010-3370 'VANESSA'	Sheet	1 of 1
Scale	None	Rev.	-
Classed	API	Size	2200
Date	03-10-14		

Drawn By
Checked By

RAM 125-100-10

**MAIN HOIST
RAM125 TON 100 FT BOOM
MAXIMUM SAFE WORKING LOAD
" VANESSA "
SERIAL NO. 125-100-3370**

BOOM RADIUS (ft)	BOOM ANGLE (degrees)	ONBOARD RATING (X 1000 lbs)	OFFBOARD RATING (X 1000 lbs)
25	80	250.000	166.667
30	77	250.000	166.667
35	74	212.360	141.573
40	71	184.360	122.907
45	68	161.360	107.573
50	65	143.360	95.573
55	62	127.360	84.907
60	58	114.360	76.240
65	55	102.360	68.240
70	51	93.360	62.240
75	47	85.360	56.907
80	43	76.360	50.907
85	39	68.360	45.573
90	34	62.360	41.573
95	28	58.360	38.907
100	20	52.360	34.907
105	7	47.360	31.573
106	0	41.360	27.573

AUXILIARY HOIST

- MAXIMUM SAFE ONBOARD/OFFBOARD WORKING LOAD 12,000 LBS AT ALL RADII.
- PERSONNEL RATING ALL RADII 3,500 LBS
- PERSONNEL HANDLING MAX. WAVE HEIGHT 6 FT

BASIS OF RATING:

- LOAD CHART BASED ON DEFAULT DYNAMIC METHOD
- MAIN HOIST PERSONNEL RATING ALL RADII. 3,500 LBS
- MAIN HOIST OFFBOARD MAX, WAVE HEIGHT 3.5 FT
- LOAD CHART RADIUS MEASURED FROM CENTER OF ROTATION TO CENTER OF GRAVITY OF LOAD.
- ONBOARD RATING ARE FOR LIFTING AND LANDING LOADS ON THE PLATFORM.
- OFFBOARD RATING ARE FOR LIFTING AND LANDING LOADS ON A FLOATING VESSEL.
- RATING EXCLUDE WEIGHT OF HOOK BLOCK, OVERHAUL BALL, SLINGS AND RIGGING.

RIGGING:

- MAIN HOIST IS EIGHT PART REEVING OF 1-1/8" WIRE ROPE
ROTATION RESISTANT RIGHT REGULAR LAY
WITH A MINIMUM BREAKING STRENGTH OF 160,000 LBS
- AUXILIARY HOIST IS ONE PART REEVING OF 3/4" WIRE ROPE
ROTATION RESISTANT RIGHT REGULAR LAY
WITH A MINIMUM BREAKING STRENGTH OF 60,000 LBS
- BOOM HOIST IS ELEVEN PART REEVING OF 1" WIRE ROPE
6X19 EEIP IWRC RIGHT REGULAR LAY
WITH A MINIMUM BREAKING STRENGTH OF 100,000 LBS
- PENDANTS: 2" WIRE ROPE 6X19 EEIP IWRC RIGHT REGULAR LAY
WITH A MINIMUM BREAKING STRENGTH OF 418,000 LBS EA.

WEIGHTS

- MAIN HOIST HOOK BLOCK WEIGHT 3,656 LBS
- OVERHAUL BALL WEIGHT 200 LBS

LOAD CHART



L/B Vanessa

143"
148"

API LOAD CHART
EBI CRANE TC60B56100X986
RATING DETERMINED BY DEFAULT DYNAMIC METHOD
4-PART LOAD LINE

P/N:10224445705

REACH FT.	BOOM ANG. DEG.	FULLY RET. 56' MAX REACH				BOOM ANG. DEG.	EXTENDED 70' REACH				BOOM ANG. DEG.	EXTENDED 85' REACH				BOOM ANG. DEG.	EXTENDED 100' REACH			
		LOAD LINE LBS.		FAST LINE LBS.			LOAD LINE LBS.		FAST LINE LBS.			LOAD LINE LBS.		FAST LINE LBS.			LOAD LINE LBS.		FAST LINE LBS.	
		OFFBOARD	ONBOARD	OFFBOARD	ONBOARD		OFFBOARD	ONBOARD	OFFBOARD	ONBOARD		OFFBOARD	ONBOARD	OFFBOARD	ONBOARD		OFFBOARD	ONBOARD	OFFBOARD	ONBOARD
10	79°	47,200	80,000	8,750	8,750	81°	42,500	54,500	8,750	8,750	83°	36,900	54,200	8,750	8,750	84°	25,100	38,400	8,750	8,750
15	74°	34,100	51,900	8,750	8,750	77°	32,200	49,050	8,750	8,750	80°	30,750	46,875	8,750	8,750	81°	21,200	32,550	8,750	8,750
20	69°	26,450	40,425	8,750	8,750	73°	25,100	38,400	8,750	8,750	76°	24,100	36,900	8,750	8,750	78°	17,750	27,375	8,750	8,750
25	63°	21,825	33,488	8,750	8,750	69°	20,200	31,050	8,750	8,750	73°	19,250	29,625	8,750	8,750	75°	15,150	23,475	8,750	8,750
30	58°	18,750	28,875	8,750	8,750	64°	16,950	26,175	8,750	8,750	69°	16,050	24,825	8,750	8,750	72°	13,000	20,250	8,750	8,750
35	51°	16,200	25,050	8,750	8,750	60°	14,650	22,725	8,750	8,750	66°	13,700	21,300	8,750	8,750	69°	11,650	18,225	8,750	8,750
40	45°	14,450	22,425	8,750	8,750	55°	12,950	20,175	8,750	8,750	62°	11,750	18,375	8,750	8,750	66°	11,000	17,250	8,750	8,750
45	37°	12,400	19,350	8,750	8,750	50°	11,400	17,850	8,750	8,750	58°	10,300	16,200	8,750	8,750	63°	9,600	15,150	8,750	8,750
50	27°	10,750	16,875	8,750	8,750	45°	10,300	16,200	8,750	8,750	54°	9,150	14,475	8,750	8,750	60°	8,350	13,275	8,280	8,750
55	11°	9,400	14,850	8,750	8,750	38°	9,250	14,625	8,750	8,750	50°	8,250	13,125	8,180	8,750	57°	7,500	12,000	7,430	8,750
56	0°	9,050	14,325	8,750	8,750															
60						31°	8,350	13,275	8,280	8,750	45°	7,450	11,925	7,380	8,750	53°	6,600	10,650	6,530	8,750
65						22°	7,500	12,000	7,430	8,750	40°	6,700	10,800	6,630	8,750	49°	5,950	9,675	5,880	8,750
70						0°	5,900	9,600	5,830	8,750	35°	6,050	9,825	5,980	8,750	46°	5,400	8,850	5,330	8,750
75											28°	5,450	8,925	5,380	8,750	41°	4,800	7,950	4,730	7,880
80											20°	4,850	8,025	4,780	7,955	37°	4,350	7,275	4,280	7,205
85											0°	3,650	6,225	3,580	6,155	32°	3,900	6,600	3,830	6,530
90																26°	3,450	5,925	3,380	5,885
95																18°	3,000	5,250	2,930	5,180
100																0°	2,050	3,825	1,980	3,755

REACH = CENTER OF BASE ROTATION TO CENTER OF LOAD LINE SHEAVE.

VALUES SHOWN ARE HOOK LOADS.
EBI LOAD LINE BLOCK AND HOOK WEIGHT IS 1400 LBS.
EBI WHIP LINE BLOCK AND HOOK WEIGHT IS 250 LBS.
THE LOADS SHOWN ARE LESS THAN THE ALLOWABLES TO ACCOUNT FOR THE WEIGHT OF THE BLOCKS AND HOOKS.
PERSONNEL HANDLING LOAD = LESSER OF OFFBOARD LOAD DIVIDED BY 2 OR NOMINAL STRENGTH DIVIDED BY 10.
CRANE MOUNTED ONBOARD: HULL #164 MICHELLE

LOAD LINE: 4-PART LINE, 1" DYFORM 18
115,000 LB. NOMINAL STRENGTH
23,000 LB. WORKING.
FAST LINE: 1-PART LINE, 5/8" DYFORM 18
45,000 LB. NOMINAL STRENGTH
9,000 LB. WORKING.

REDUCED COPY
NOT TO SCALE

1/16" PLASTIC
MATERIAL: YELLOW BACK/BLACK LETTERS | QTY: AS REQUIRED

INSTRUCTIONS:

- ENGRAVE USING 0.020 CUTTER.
- DEBURR EDGES.
- STORE PART AS INSTRUCTED.

TOLERANCE UNLESS OTHERWISE SPECIFIED		REVISIONS		
		NO.	DATE	LOC. CODE DESCRIPTION
X	± .03"	1	05/31/11	N-9 ECO#3087 PRB
.XX	± .015"	2	06/28/11	VARIOUS ECO#3157 PRB
.XXX	± .0015"	3		
.XXXX	± .0005"	4		
X/X	± 1/32"	5		
DIMENSIONS IN INCHES		6		
[] INDICATE MILLIMETERS				

PHONE (504) 682-5245

EBI ELEVATING BOATS LLC
900 ST. BERNARD PKWY. BRAITHWAITE, LA. 70040 USA

TC60B-56-100 LOAD CHART
MARINE FAB. - S/N: TC60B56100X986

UNLESS OTHERWISE NOTED, ALL MACHINE SURFACES TO BE 63 μ INCH FINISH.	INFORMATION CONTAINED HEREON IS CONFIDENTIAL AND TRADE SECRET. DO NOT DISCLOSE, USE OR REPRODUCE WITHOUT PRIOR WRITTEN APPROVAL OF ELEVATING BOATS LLC	DRAWN BY: P.BOURGEOIS	PART NUMBER: 10224445705	
ALL WELDS IN ACCORDANCE WITH AWS D1.1 STRUCTURAL WELDING CODE, UNLESS OTHERWISE SPECIFIED.		DES. BY: KEN SERIGNE	DATE: 5/5/11	SCALE: 5/8"=1" LIBR: LDCH
ALL PARTS TO BE FLAME OR PLASMA CUT ARE TO BE MADE TO A TOLERANCE TO +/- 1/16" UNLESS OTHERWISE SPECIFIED.		APP'D. BY: <i>[Signature]</i>	PROTO:	SHT: DWG NO: BRA_SEE P/N