



# Fact Sheet

Commonwealth of Pennsylvania • Department of Environmental Protection

Act 537 #1

## ACT 537; UNDERSTANDING SEPTIC SYSTEMS

### What is a septic system?

Septic systems (also called “onlot” disposal systems or OLDS) are sewage systems located on the property of the homeowner. They treat and dispose of domestic sewage through natural processes. Liquid waste from a treatment tank percolates through the soil, where it is neutralized and broken down further. Septic system operation and maintenance is the responsibility of the homeowner. In contrast, a centralized sewage system collects and treats sewage from many homes and/or businesses and disposes it off site. Centralized systems often use complex mechanical and chemical treatment methods.

### Who uses septic systems?

For many Pennsylvanians, centralized sewage disposal is not an option. In fact, one-quarter of Pennsylvania residents currently depend on septic systems to treat their sewage.

### How do I obtain a septic system permit?

Anyone who intends to install an onlot system with a flow of less than 10,000 gallons per day must use the following generalized process:

1. The lot owner or an agent for the owner applies for a permit through the local agency\* Sewage Enforcement Officer (SEO);
2. The SEO for the local agency conducts soil profile examination and percolation tests to determine site suitability;
3. The lot owner or agent completes the permit application by including an onlot system design based upon the results of the site suitability testing;
4. The SEO approves or denies the permit within seven days of receipt of a completed application; and
5. If approved, the SEO issues a permit. Installation of a system may begin. If denied, the SEO notifies the applicant and provides opportunity for an appeal hearing.
6. The SEO may oversee any step of installation and must inspect the completed system before coverage and use.

### What is an SEO and what are his/her duties?

Certified SEO’s working for local governing bodies handle the septic system permitting process. This includes the review of soil profiles (deep probes) and percolation tests and the issuance of permits.

### What is DEP’s role in the permitting process?

DEP can review, monitor and assist a local agency’s administration of the permitting process.

### What is a deep probe test?

The first test on the site is a deep probe test. In this test, a backhoe pit is dug as deep as eight feet. The SEO enters this pit to examine the make up of the soil (soil profile). From this, the SEO will determine the suitability of the soil for a septic system. If the soil is determined suitable for a type of system (standard or alternate), then a percolation test will be performed. If the soil is determined unsuitable, no permit will be issued.

### What is a percolation test?

A percolation (“perc”) test measures the rate at which water moves through soil. The test is to determine if the soil will allow water to drain quickly enough to support a properly working septic system. The following process is used to perform a percolation test:

1. A minimum of six holes are dug in the area of the proposed absorption field;
2. The soil is soaked before the actual test to reproduce wet season operation;
3. The day of the test, a final soaking is completed for one hour; and
4. The actual test then begins with a series of measurements of water level drop done at 10 or 30 minute intervals. This test may take as long as four hours or as little as 40 minutes, depending upon the type of soil. (Very sandy soils usually take less time to test than soils with a lot of clay.)

It is very important to realize that although the effluent from a septic or aerobic tank is partially treated, it still contains substances that can affect the groundwater, such as viruses, pathogens and nitrates. The soil is a critical component of an efficiently running system. Regular maintenance of the system also is necessary to ensure long-term operation.

\* The local agency may be the municipality, a multi-municipal organization, county or joint county Department of Health.

There are many variations to onlot system design depending on soil, site and operational conditions. A few examples are:

- |                           |   |
|---------------------------|---|
| 1. Standard trench        | 4. Elevated sand mound                                    |
| 2. Seepage bed            | 5. Individual residential spray irrigation system (IRSIS) |
| 3. Subsurface sand filter |   |

For more information on these variations, please contact your local SEO (obtain address/phone number from your municipality's government office).

### How does a septic system function?

1. Sewage, both human waste and water used for bathing and washing, flows to the **septic tank**. Here, primary treatment of the sewage takes place. The heaviest matter falls to the bottom of the tank forming **sludge**. Lighter matter (**scum**) floats on top of the liquid (**effluent**). Sludge and scum must be pumped out regularly.

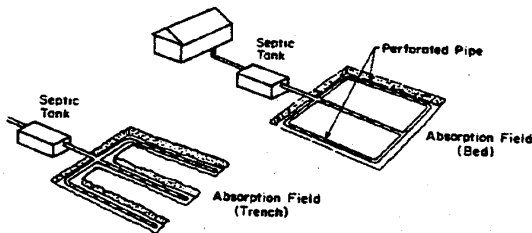


Figure A: Gravity Distribution Systems

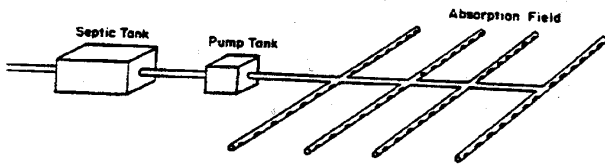


Figure B: Pressure Distribution Systems

2. Septic tank effluent then flows to a **distribution box** or a **solid header** in gravity flow distribution systems (see Figure A) or to a **pump tank** in pressurized distribution systems (see Figure B).
3. In both types of distribution systems, the septic tank effluent is then directed to an **absorption area** constructed of pipe placed within a layer of gravel, and percolates through the soil for additional treatment. The soil neutralizes many of the contents of the wastewater and converts other contents to different forms.

### How often must my septic tank be pumped?

Up to 50 percent of the solids retained in the tank decompose; the remainder accumulate in the tank.

A septic tank should be pumped out at least every three to five years, or according to your local sewage management program which may require more frequent pumping.

Under current Pennsylvania law, a 900-gallon septic tank must be used for a home with three bedrooms or fewer. If six people reside in a three-bedroom house, the tank should be pumped every 1.3 years. If the same system serves a family of two, the tank would be pumped every 5.2 years. Systems installed before 1971 may have septic tanks smaller than 900 gallons. These tanks may need to be pumped more than once a year.

### What if my lot conditions do not meet the requirements for a standard septic system?

If your particular lot conditions do not allow the installation of a standard septic system, some alternates may be available. Your local SEO can help find the best system for you depending on your specific site, soil and operational conditions.

### How do state and local actions protect Pennsylvania's public health and water quality?

The Pennsylvania Sewage Facilities Act (Act 537) was enacted in 1966 to set uniform standards for the construction or repair of any sewage disposal facility. The two main goals of Act 537 are to correct existing disposal system problems and to prevent future problems. To reach this goal, Act 537 requires the planning of all sewage facilities and the permitting of onlot sewage disposal systems.

Provisions of Act 537 administered by DEP include:

1. Training and certifying SEOs;
2. Providing technical assistance;
3. Reviewing official sewage plans and revisions;
4. Awarding planning grants to local agencies; and
5. Reimbursing local agencies for permitting expenses.

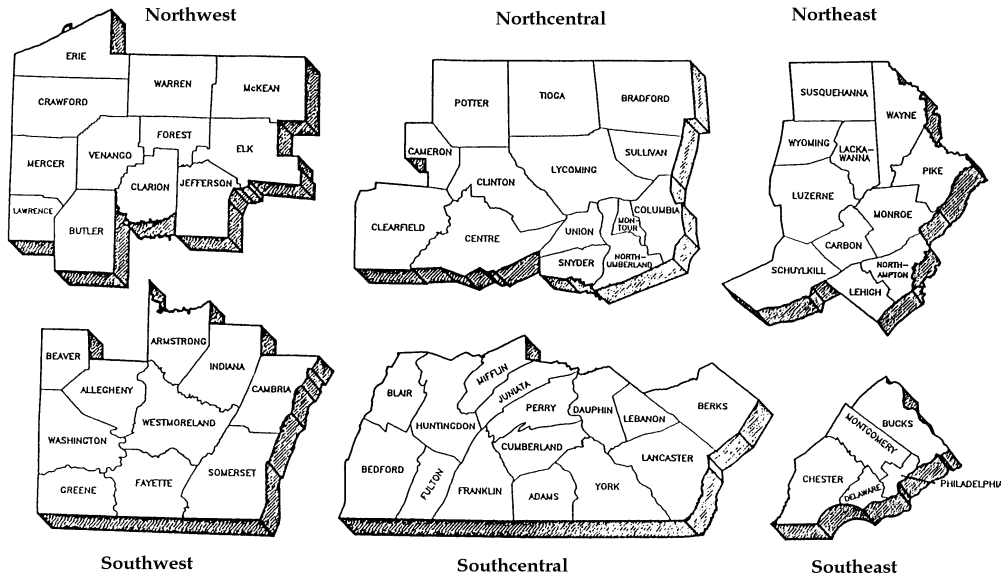
### Where can I obtain more information on septic-related questions?

For more information on onlot sewage disposal systems, contact your local SEO or the DEP regional office serving your county.

For more information, visit DEP's Web site at [www.depweb.state.pa.us](http://www.depweb.state.pa.us), Keyword: "Wastewater" or contact your local DEP offices.

For more information,  
call the DEP regional office in your area or contact:

Department of Environmental Protection  
Bureau of Water Standards and Facility Regulation  
Division of Planning and Permits  
P.O. Box 8774  
Harrisburg, PA 17105-8774  
(717) 787-8184



### DEP Regional Offices

#### Southeast Region

2 E. Main St.  
Norristown, PA 19401  
Main Telephone: 484-250-5900  
24-Hour Emergency: 484-250-5900

**Counties:** Bucks, Chester, Delaware, Montgomery and Philadelphia

#### Southwest Region

400 Waterfront Drive  
Pittsburgh, PA 15222-4745  
Main Telephone: 412-442-4000  
24-Hour Emergency: 412-442-4000

**Counties:** Allegheny, Armstrong, Beaver, Cambria, Fayette, Greene, Indiana, Somerset, Washington and Westmoreland

#### Southcentral Region

909 Elmerton Ave.  
Harrisburg, PA 17110  
Main Telephone: 717-705-4700  
24-Hour Emergency: 1-877-333-1904

**Counties:** Adams, Bedford, Berks, Blair, Cumberland, Dauphin, Franklin, Fulton, Huntingdon, Juniata, Lancaster, Lebanon, Mifflin, Perry and York

#### Northwest Region

230 Chestnut St.  
Meadville, PA 16335-3481  
Main Telephone: 814-332-6945  
24-Hour Emergency: 1-800-373-3398

**Counties:** Butler, Clarion, Crawford, Elk, Erie, Forest, Jefferson, Lawrence, McKean, Mercer, Venango and Warren

#### Northeast Region

2 Public Square  
Wilkes-Barre, PA 18711-0790  
Main Telephone: 570-826-2511  
24-Hour Emergency: 570-826-2511

**Counties:** Carbon, Lackawanna, Lehigh, Luzerne, Monroe, Northampton, Pike, Schuylkill, Susquehanna, Wayne and Wyoming

#### Northcentral Region

208 W. Third St., Suite 101  
Williamsport, PA 17701  
Main Telephone: 570-327-3636  
24-Hour Emergency: 570-327-3636

**Counties:** Bradford, Cameron, Clearfield, Centre, Clinton, Columbia, Lycoming, Montour, Northumberland, Potter, Snyder, Sullivan, Tioga and Union