



THE MAGIC OF LOVE

DECODER

BOTTOM RING (LETTERS)

Instructions: Print in color on white card stock. Cut out the circle carefully using scissors. Stick a pushpin through the center of the circle.

THE MAGIC OF LOVE
DECODER
TOP RING (SYMBOLS)



Instructions: Print in color on white card stock. Cut out the circle carefully using scissors. Stick a pushpin through the center of the circle and push a brass round head fastener through hole you made. Then put the Top Ring on top of the bottom ring and push the fastener through the hole in the bottom ring and open it to hold the two rings together.

DECODING INSTRUCTIONS:

Match the Symbol and the Letter in the decoder to set the key. Then write the letter under each of the symbols.

*Why do you think Grandma remembered a song
While seeing her reflection?*



Use your Magic Decoder





*What song did Grandma sing when she saw
her reflection?*




Use your Magic Decoder



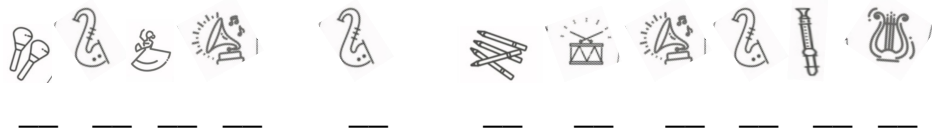


What did Lily and Gee do with the treasures
they gathered?



2 = A

Use your Magic Decoder



Why did Lily's nose turn white?



2 = A

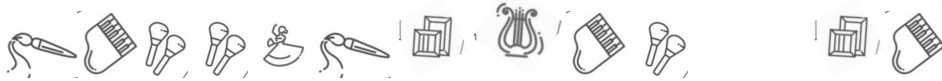
Use your Magic Decoder



How did singing a song help Gee?



Use your Magic Decoder



How do some people with dementia develop new abilities?



Use your Magic Decoder



*Make Copies and Cut Out Symbols to
Create Your Own **Secret Messages***



Symbol _____ = *Letter* _____

Secret Message