

Minnesota Microscopy Society

Local affiliate of the *Microscopy Society of America*
and the *Microbeam Analysis Society*



Newsletter

January 2008

Tour of the Science Museum of Minnesota

Thursday, February 21, 2008

The Minnesota Microscopy Society's February meeting will be a behind-the-scenes tour of the Science Museum of Minnesota. The last time the MMS was given a tour of the Science Museum, it was at the museum's old location. This will give us a chance to see the inner workings of the new facilities. After the tour, those interested will be getting together for dinner at The Liffey.

Location

Science Museum of Minnesota
120 W. Kellogg Blvd., St. Paul
(www.sci.mus.mn.us)

Schedule

3:00 to 5:00 PM	Tour
5:30 to 7:00 PM	Dinner

Cost of the Meeting and Registration

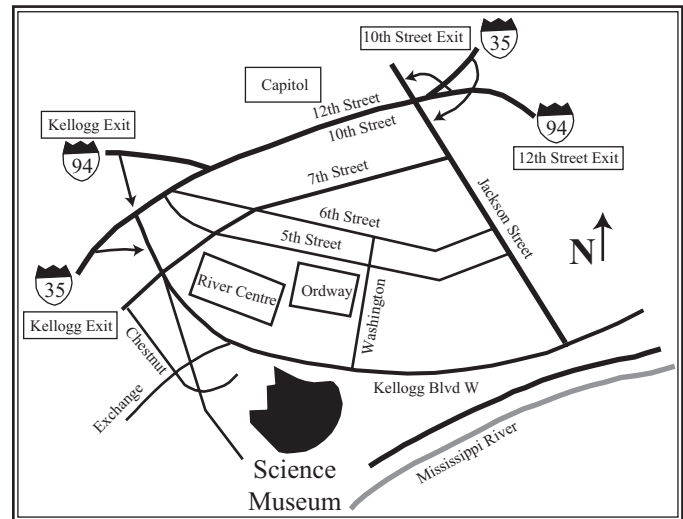
There will be no MMS registration fee. However, for those who are not also members of the Science Museum, there will be a \$9 exhibit pass fee. In either case, registration is required. The Microscopy Society must prepay for the exhibit passes. There will also be a limit of only 30 people allowed on the tour. So make your reservations early. E-mailing Bede Willenbring at reservations@mnmicroscopy.org. Include whether you are a Science Museum member, and whether you will be coming to the dinner. Reservations must be made no later than noon on Monday, February 18th.

For Science Museum members, don't forget to bring your membership card with you to the meeting.

Dinner

There will be an informal dinner at the Irish pub, The Liffey, which is in the Holiday Inn at 175 W 7th Street, St. Paul. A shuttle will be available from the Museum, so we won't have to park twice.

Location Map - Science Museum of Minnesota



Parking

The Science Museum's parking ramp can be accessed from either Kellogg Boulevard or Chestnut Street. Enter the museum by taking the parking ramp elevator to the Lobby level. Parking discounts also apply for Museum members. Ask when picking up your exhibit pass.

MinnTS

(Minnesota Technical Symposium)

Thursday, March 20, 2008

Operation Stardust

**Astrophysical Dust, in Space and in the Laboratory
and**

Infrared Astronomy with NASA's New Spitzer Space Telescope

MinnTS is an annual joint meeting of area technical and scientific organizations. This will be our sixth symposium. MinnTS was formed to provide a venue for local technical professionals to get together for networking, dining, and to provide an enriching evening of top quality speakers. Check the MinnTS web site at www.MinnTS.org for any late-breaking news about the meeting.

Location

Medtronic Inc.
710 Medtronic Parkway (I-694 & Hwy 65)
Fridley, MN 55432

Schedule

5:00 - 6:00	Registration, Tours and Social Hour*
5:00 - 5:30	Medtronic Lab Tours (every 5 min)
6:00 - 7:00	Dinner
7:00 - 7:15	<i>Welcome & Introductions</i> - Gary Korba
7:15 - 8:00	<i>Infrared Astronomy with NASA's New Spitzer Space Telescope</i> - Dr. Robert D. Gehrz
8:00 - 8:15	Break
8:15 - 9:00	<i>Astrophysical Dust, in Space and in the Laboratory</i> - Dr. Robert O. Pepin

Cost \$25 for members / \$15 for students

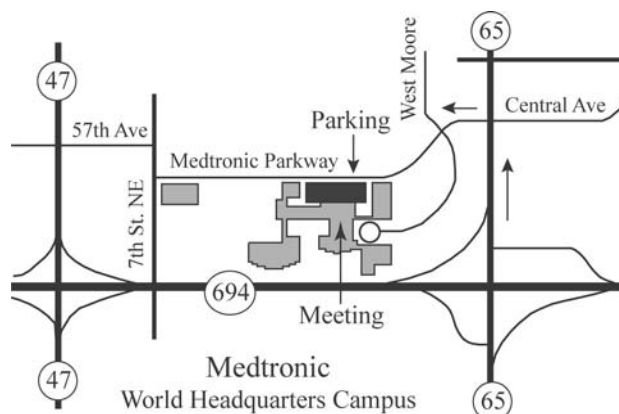
* The Social Hour is sponsored by a generous gift from Medtronic.

Registration

Reservations **MUST** be made no later than midnight **Friday, March 14th**. Register by e-mail at reservations@minnts.org, or by phone at 651-236-5470 (Bede Willenbring). Include your name, company, phone number, e-mail address and society affiliation. Reservations cannot be cancelled after March 14th.

Dinner Menu

- ◆ Garden salad with assorted dressings
- ◆ Bakery fresh rolls and butter
- ◆ Herb crusted chicken with pan glaze, or wild mushroom strudel
- ◆ Potatoes
- ◆ Steamed carrots
- ◆ Assorted desserts (mini tarts, chocolate dipped fruits, mini cakes and pies)
- ◆ Assorted soda and water
- ◆ Coffee service with hot tea




*Location map - Medtronic World Headquarters.
Parking is in the ramp north of the building. Visitors enter on the third level.*

Dr. Robert D. Gehrz - University of Minnesota
Department of Astronomy
*Infrared Astronomy with NASA's New Spitzer
Space Telescope*

Launched from Kennedy Spaceflight Center in the early morning of August 25, 2003, NASA's Spitzer Space Telescope (formerly Space Infrared Telescope Facility, SIRTf) is the fourth and final facility in the Great Observatories Program, joining Hubble Space Telescope (HST, 1990), the Compton Gamma-Ray Observatory (CGRO, 1991-2000), and the Chandra X-Ray Observatory (CXO, 1999). Spitzer, with a sensitivity that is orders of magnitude higher than that of any previous ground-based and space-based infrared (IR) observatories, is expected to revolutionize our understanding of the creation of the universe, the formation and evolution of primitive galaxies, the genesis of stars and planets, and the chemical evolution of the universe. A brief overview of infrared (IR) astronomy and of Spitzer's role in the NASA's Space IR Astronomy program for the New Millennium will be given. The construction, launch, and in-orbit checkout of the observatory will be reviewed. Science highlights from the first two and a half years of observations will be presented.

Further information about the Spitzer can be found on the WEB at <http://spitzer.caltech.edu/>.



Dr. Robert Pepin - University of Minnesota
School of Physics and Astronomy
Astrophysical Dust, in Space and in the Laboratory

Comets are frozen, largely unaltered reservoirs of dust and gases present in the early solar nebula. They are likely to contain well-preserved records of the chemical, mineralogic, and isotopic character of primordial solar-system matter. On January 15, 2006, the Stardust Mission returned to Earth with a cargo of particles collected from the coma of comet Wild 2, the first samples of indisputably cometary matter available for laboratory study. Among these investigations, the noble gases provide unique data on contributions to comets from various solar-system volatile reservoirs, and of physical processing of gases acquired from these reservoirs. In this talk, I discuss the first study of helium and neon in Stardust material, and of the identity of their likely carrier particles, carried out over the past year by workers in four different laboratories.

One of the surprises in the samples collected from an icy object that formed and spent most of its lifetime in the cold outer reaches of the solar system was the discovery that many of its constituent particles are igneous, refractory "rocklets" formed at very high temperatures, presumably close to the early Sun. These particles were then somehow transported to the trans-Neptunian Kuiper Belt and incorporated into Wild 2 at about the time of the solar system's birth 4.57 billion years ago. (In retrospect, the presence of these "rocklets" wasn't all that astonishing: Ed Ney, Louis Rose and others at Minnesota argued three decades ago from IR spectroscopic data that comets contained igneous grains.). A second and completely unanticipated feature of Stardust matter was enormous concentrations of He and Ne that, of known gas acquisition mechanisms, only intense ion irradiation seems able to explain. These two observations, together with Ne isotopic data suggest that gases in Stardust grains were implanted from an ancient, energetic nebular reservoir near the young evolving Sun.

Biographies

Dr. Robert Gehrz

Robert D. Gehrz was born in Evanston, Illinois and grew up in St. Paul, MN where he graduated from Central High School in 1963. He received a BA in Physics from the University of Minnesota in 1967 and a Ph.D in Physics from the University of Minnesota in 1971. From 1972 until 1985, Gehrz was on the faculty of the Department of Physics and Astronomy of the University of Wyoming where, in collaboration with John A. Hackwell, he built the Wyoming Infrared Observatory Wyoming Infrared Observatory. The 2.34-meter Wyoming Infrared Telescope, funded jointly by the State of Wyoming and The National Science Foundation, was the largest IR telescope in the world at the time of its completion in 1977. Since 1985, Gehrz has been a Professor of Physics and Astronomy and Director of the Observatories at the University of Minnesota and a frequent guest observer at ground based and space based observatories worldwide. In addition to conducting an extensive research effort in ground based infrared astronomical observations and instrumentation development, Gehrz is a member of the Science Working Group SWG for

NASA's Spitzer Space Telescope with Facility Scientist responsibilities for the Cryogenic Telescope Assembly (CTA). His space infrared astronomy research has included programs conducted with the (International Ultraviolet Explorer (IUE), the Kuiper Airborne Observatory (KAO), the European Space Agency's Infrared Space Observatory (ISO), Hubble Space Telescope (HST) and the new Chandra X-ray Observatory. He was Chairman and member of the Board of the International Gemini Project during 1996- 1999 and was President of the American Astronomical Society during 1999-2000. During 2001, he served as a member of the Committee on the Organization and Management of Research in Astronomy and Astrophysics (COMRAA). Gehrz is a past chair and member of the NSF/NASA Astronomy and Astrophysics Advisory Committee (AAAC). He currently serves as a member of the NASA James Webb Space Telescope (JWST) Product Integrity Team (PIT) that reviews the optical telescope assembly and is the Leader of the NASA SOFIA Community Task Force (SCTF).

Dr. Robert Pepin

Bob Pepin received his Ph.D in Physics from the University of California, Berkeley, after which he came to Minnesota. He joined the Physics Department at the University of Minnesota in 1965. Dr. Pepin has been involved in astrophysics research since the beginning of his career. He has received many honors for his achievements, including having an asteroid named after him. Dr. Pepin's present research focuses on the origin and early history of volatile elements and compounds in the solar system as revealed by mass spectrometry measurements of the distributions and compositions of noble gas and nitrogen isotopes

trapped in meteoritic carrier phases, implanted in lunar and asteroidal regolith grains by solar wind and solar flare ion irradiation, and dissolved in minerals from the Earth's mantle. Areas of particular interest include the composition of the primordial solar nebula, isotopic signatures of nucleosynthesis in primitive meteorites, the compositional history of solar wind and flares over the past 4+ billion years, the origin of volatiles in planetary interiors and atmospheres, and more generally the mechanisms of nuclear processing, mass fractionation, gas acquisition, and mixing responsible for the elemental and isotopic evolution of solar system volatile reservoirs through time.

Minnesota Microscopy Society's Treasurers Report - Year 2007

Cash Flow Summary

01/01/2007 Through 12/31/2007

INCOME

Dues		
<i>Corporate</i>	2,175.00	
<i>Members</i>	1,054.00	
Total Dues		3,229.00
Interest Income		
<i>Interest - CD</i>	410.98	
<i>Interest - Checking</i>	20.07	
Total Interest Income		431.05
Meeting Registrations		
<i>MinnTS</i>	5,137.00	
<i>MMS Meetings</i>	2,635.00	
Total Meeting Registration		7,772.00
Donations		150.00
Spring Symposium 2007		<u>4,935.00</u>
TOTAL INCOME		16,517.05

EXPENSES

Credit Card Fees		488.34
Meeting Expenses		
<i>MinnTS</i>	5,102.55	
<i>MMS Meetings</i>	4,111.18	
Total Meeting Expense		9,213.73
Miscellaneous		350.27
Newsletter		195.77
Project Micro		2,019.32
Spring Symposium 2007 Expense		<u>4,198.52</u>
TOTAL EXPENSES		16,465.95

OVERALL TOTAL **51.10**

Needed:

New Editor for the MMS Newsletter

Work load: - Highly variable
 Contribution to MMS: - Very significant
 Requirements: - Must be able to spel, and attend most monthly MMS Board meetings.

For more information contact Peter McSwiggen at PMcS@McSwiggen.com

Up-Coming Meetings

Annual MMS Spring Symposium

Friday, May 2, 2008

Science Museum of Minnesota

More information in upcoming newsletters.

Regional Meetings

MAS EBSD Topical Workshop

May 20 - 22, 2008

University of Wisconsin-Madison

The first day of the meeting will be an all day tutorial for beginners on the basics of EBSD techniques and applications. The next two days will consist of talks with categories including:

- ◆ In situ measurements in EBSD,
- ◆ EBSD in three dimensions,
- ◆ Frontiers in EBSD technique development,
- ◆ Materials science and engineering applications,
- ◆ Geological applications.

For more information contact John Fournelle at johnf@geology.wisc.edu.

National Meetings

M&M 2008

August 3 - 7, 2008

Albuquerque Convention Center
 Albuquerque, New Mexico

This is the joint annual meeting of the Microscopy Society of America and the Microbeam Analysis Society. For more information go to: <http://www.microscopy.org/MMMeetings/MM08/HomePage.html>

Sustaining Members

Sustaining members are the backbone of financial support for the Society. These members make it possible for the Society to support Project Micro and to cover many expenses of the regular meetings and the Spring Symposium. We greatly appreciate the continued support of these individuals and corporations. To become a Sustaining Member, complete and return the MMS membership form at the end of the newsletter.

John Benson	Thermo Electron	608-826-9049
Michael Boykin	Mager Scientific, Inc.	734-426-3885
Mike Coscio	Medtronic Inc.	763-505-4561
Melissa Dubitsky	Tousimis Research Corp	301-881-2450
Matt Dugas	ARC	651-789-9000
Lester Engel	Engel Metallurgical Ltd.	320-253-7968
Chris Frethem	University of Minnesota	612-624-4652
Jeff Gschwend	Hitachi HTA	847-816-6098
Larry Hanke	Materials Evaluation & Engineering, Inc.	763-449-8870
Jim Hardy	EDAX	201-529-6277
Gary Hawkinson	FEI Company	608-291-0157
Mark Kelsey	Bruker AXS Microanalysis	708-386-9684
Peter McSwiggen	McSwiggen & Associates	612-781-2282
Robert Mierzwa	JEOL USA, Inc.	920-803-8945
Kara Noack	Oxford Instruments USA	248-563-2329
Nicholas Piotrowski	Keyence	888-539-3623
Gary Saxrud	Fryer Company, Inc.	952-942-6747
Jean Schlosser	Crane Engineering and Forensic Services	763-557-9096
Chad Tabatt	Gatan, Inc.	888-778-7933
Jack Vermeulen	Ted Pella, Inc.	530-243-2200
Ted Weldon	Leeds Precision Instruments	612-546-8575
Bede Willenbring	BY Design of New Hope, Inc.	763-533-0649

If any Sustaining Members are missing from this list, *please* contact either: Jason Heffelfinger (763-514-1021, jason.r.heffelfinger@medtronic.com) or Peter McSwiggen (612-781-2282, PMcS@McSwiggen.com).

MMS Patron Members

The Minnesota Microscopy Society would like to express sincere thanks to our Patron Members. These members provide financial support to the organization above the standard membership fee. This additional support makes it possible for MMS to maintain its financial well being. To become a Patron Member, complete and return the MMS membership form at the end of the newsletter.

Gib Ahlstrand	Imaging Center, U of M, St. Paul	Susan Okerstrom	Medtronic Inc., Brooklyn Center
Erin Brown	Ecolab; St. Louis Park	Ev Osten	3M Company, St. Paul
Mary Buckett	3M Company, St. Paul	Ann Palmer	University of Minnesota, Mpls
Dale Case	Imation, St. Paul	Jeff Payne	3M Company, St. Paul
Carolyn Casoria	Honeywell, Mpls	Ted Pella	Ted Pella, Inc., Redding, CA
Dan Crosswell	3M Company, St. Paul	Ky Pham	Medtronic Inc., Mpls
Ellery Frahm	University of Minnesota, Mpls	Christina Pierce	SurModics, Eden Prairie
Jeff Haggerty	Haggerty Analytical, St. Paul Park	Mary Swierczek	3M Company, St. Paul
Kathy Hough	Pace Analytical Service, Farmington	Jerry Tangen	JEOL USA, Inc., Monticello
Lori LaVanier	Evans Analytical Group, Chanhassen	Scott Terry	Plymouth, MN
Robert Lundquist	Boston Scientific, Mpls	Mark Windland	Honeywell, Plymouth
Stuart McKernan	3M Company, St. Paul	Klaus Wormuth	SurModics, Eden Prairie

MMS BOARD and OFFICERS 2007-2008

President: Peter Yurek, Medtronic Inc.,
6700 Shingle Creek Parkway, Brooklyn Center, MN 55350;
(763) 514-1250; peter.yurek@medtronic.com

Past-President: Sue Okerstrom, Medtronic Inc.,
7000 Central Ave. NE., Minneapolis, MN 55432
(612) 514-4678; sue.okerstrom@medtronic.com

President-Elect: Klaus Wormuth, SurModics, Inc.
9924 West 74th Street, Eden Prairie, MN 55344
kwormuth@surmodics.com

Secretary: Patricia Sanft, H.B. Fuller Co., P.O. Box 64683,
St. Paul, MN 55164; patricia.sanft@hbfuller.com

Treasurer: Bede Willenbring, H.B. Fuller Co., St. Paul, MN;
(651) 236-5470; bede.willenbring@hbfuller.com

Corporate Liaison: Jason Heffelfinger, Medtronic Inc.,
6700 Shingle Creek Parkway, Brooklyn Center, MN 55350;
(763) 514-1021; jason.r.heffelfinger@medtronic.com

Webmaster: Stuart McKernan, 3M Center,
Bldg. 201-BE-16, St. Paul, MN 55144-1000
(651) 736-5993; smckernan@mmm.com

Newsletter Editor: Peter McSwiggen, McSwiggen & Associates,
2855 Anthony Lane S., Suite B1, St. Anthony, MN, 55418;
(612) 781-2282; pmcs@mcswiggen.com

MAS Representative: Michael Coscio, Medtronic Inc.,
710 Medtronic Parkway, Minneapolis, MN 55432-5604;
(763) 505-4561; mike.coscio@medtronic.com

ProjectMicro Director: Jeff Payne, 3M Center,
Bldg. 201-BE-16, St. Paul, MN 55144-1000;
(651) 733-2352; jjpayne@mmm.com

Other Board Members:

Ev Osten, 3M Center, St. Paul, MN;
(651) 736-0104; efosten@mmm.com

Paul Baker, Medtronic Inc., Minneapolis, MN;
(763) 514-4519; paul.baker@medtronic.com

Mary Swierczek, 3M Center, St. Paul, MN;
(651) 736-5087; mswierczek@mmm.com

Steve Block, JEOL USA, Inc.,
s-block@comcast.net

Ann Palmer, University of Minnesota
Dept. of Pediatrics, Mpls, MN; palme003@umn.edu

Ky Pham, Medtronic Inc., Minneapolis, MN;
(612) 514-4705; ky.pham@medtronic.com

Dwight Erickson, 3M Center, St. Paul, MN;
(651) 736-2830; dderickson3@mmm.com

Minnesota Microscopy Society – Membership Form

All microscopists are urged to support their Society at one of the membership levels offered below. Often, supervisors will support MMS memberships out of their project budget because they recognize that it is a very inexpensive way to maintain and increase the skills of their microscopists. If you have been a member over the years and recognize the value of MMS to the community of microscopists it serves, consider upgrading your membership this year to the patron or sustaining level. Thank you.

Name _____ Dr _____ Mr _____ Ms _____ Phone (_____) _____

Affiliation _____ Position _____

Address _____ ZIP _____

E-mail address _____

Indicate the method by which you would like to receive the Newsletter: e-mail/web _____ mail _____

Check here _____ if you do NOT want your name and address to appear in the Society directory.

Are you an MSA member? _____ MAS Member? _____ Other Professional groups? _____

Student (\$5) _____ Basic (\$10-\$24) _____ Patron (\$25-\$99) _____ Corporate Sustaining (\$100-) _____

Payment: _____ Check _____ Visa _____ Mastercard _____ American Express _____ Discover _____

Credit Card Number: _____ - _____ - _____ - _____ Exp. Date: _____ / _____

Signature (for credit card payment): _____

Make checks payable to MMS and mail to our Treasurer:

Bede Willenbring, MMS Treasurer, 4763 Decatur Ave. North, New Hope, MN 55428-4402

Minnesota Microscopy Society
Peter McSwiggen, MMS Editor
McSwiggen & Associates
2855 Anthony Lane South, Ste B1
St. Anthony, MN 55418

Forwarding and Address
Service Requested

February 21, 2008

***Tour - Science
Museum of Mn***