

Do you want to join us?

- 1) Contact Colleen Rosatone during the April and May guild meetings or email rosatonec@gmail.com **May 15th is the deadline** to join the exchange.
- 2) Sign up and select a solid color. You will use the same solid color for all the blocks you make.
- 3) Make ~~4~~ blocks for each participant. The final number of participants will be available after May 15th.
- 4) Blocks will be collected in July and August. Exchanged blocks will be available at August and September guild meetings.

Materials

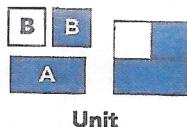
- 1) Background – **Please** use only Kona cotton solid – white (0791-2454). Each block requires 2.5" by 28". You can get approximately 18 blocks from a fat quarter.
- 2) Solid Color – Selected at sign-up. Each block requires 2 1/2" by 28". You can approximately 18 blocks from a fat quarter.
- 3) Center Square – a solid color from your stash. One 2 1/2" square for each block.

Cutting for one Block

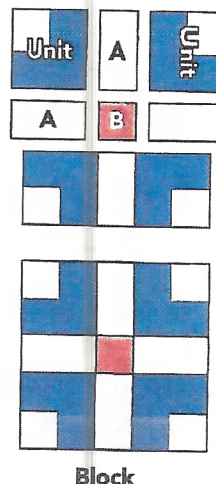
White	4 rectangles 2 1/2" by 4 1/2"
	4 squares 2 1/2"
Solid	4 rectangles 2 1/2" by 4 1/2"
	4 squares 2 1/2"
Center square solid	1 square 2 1/2 "

Sewing

Make 4 of these units.



Assemble block.



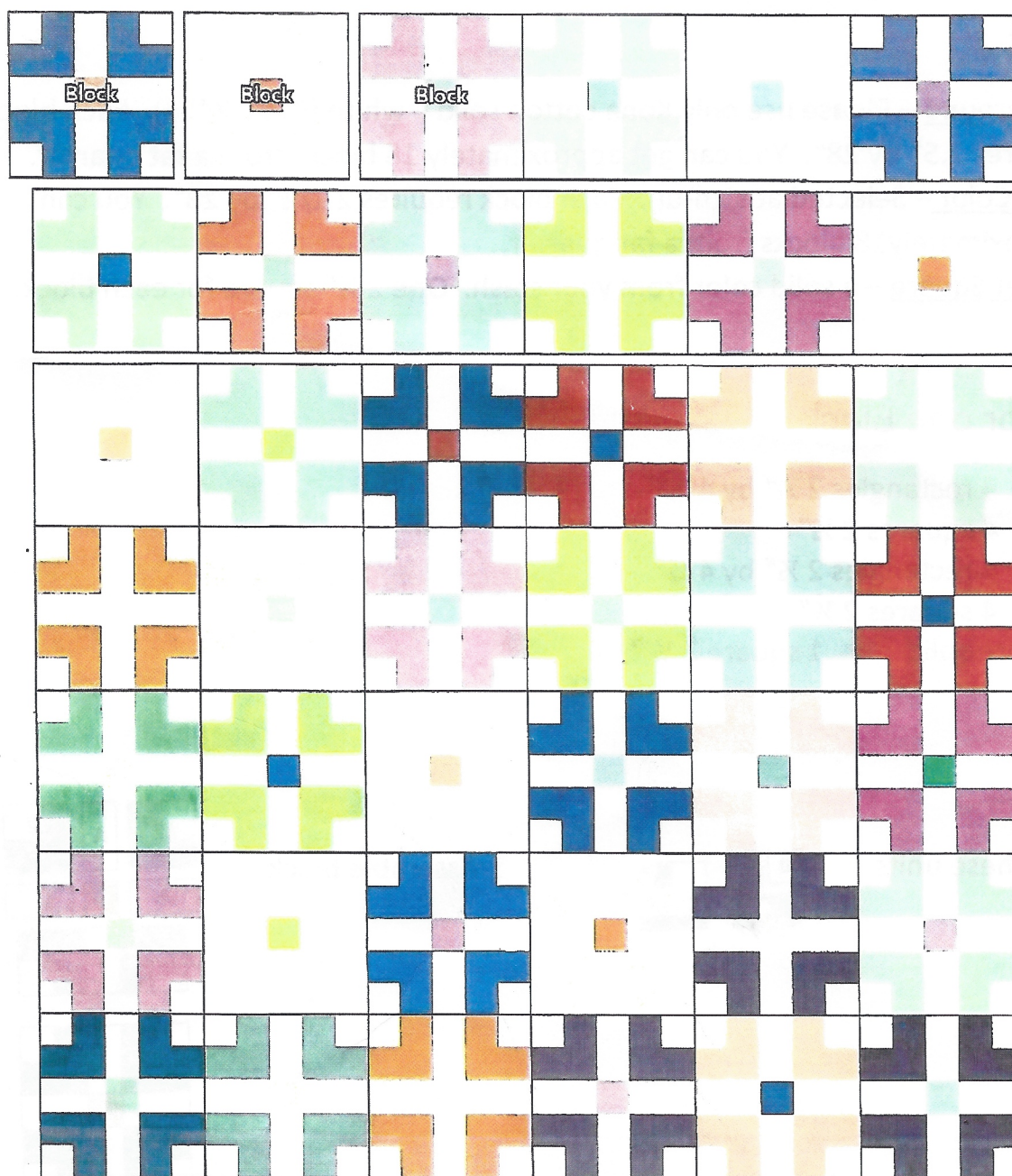
Honeybee Block Exchange 2021

Geo Grid

Designed by Deborah Shafer

Quick & Easy Quilts April/May 2021

Exchange 10 ½" blocks made with white background, solid color and a solid center square



Assembly Diagram