

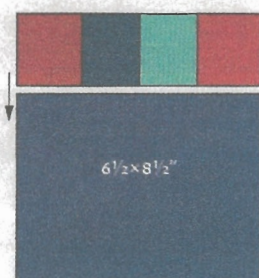
## ASSEMBLE BLOCKS

1. Select two Two-Patch units composed of different prints. Join units to make a pieced row (Diagram 3). The pieced row should be  $2\frac{1}{2} \times 8\frac{1}{2}$ " including seam allowances. Repeat to make 80 pieced rows total.



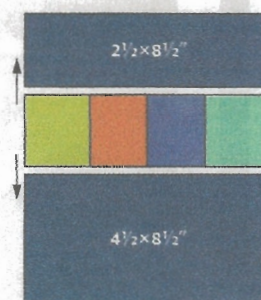
Diagram 3

2. Join a pieced row to top edge of a solid blue  $6\frac{1}{2} \times 8\frac{1}{2}$ " rectangle to make Block A (Diagram 4). The block should be  $8\frac{1}{2}$ " square including seam allowances. Repeat to make 40 A blocks total.



Block A  
Diagram 4

3. Referring to Diagram 5, sew together a solid blue  $2\frac{1}{2} \times 8\frac{1}{2}$ " rectangle, a pieced row, and a solid blue  $4\frac{1}{2} \times 8\frac{1}{2}$ " rectangle to make Block B. The block should be  $8\frac{1}{2}$ " square including seam allowances. Repeat to make 40 B blocks total.



Block B  
Diagram 5

## Optional Sizes

### 44½" sq.

Number of blocks total.....15A, 10B  
Lay out: 5 rows of 5 blocks each

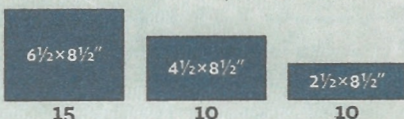
#### MATERIALS:

- 25—5" squares assorted prints (blocks)
- 1¾ yards solid blue (blocks, border)
- ½ yard red print (binding)
- 3 yards backing fabric
- 53" square batting

#### CUT FABRICS:

##### From solid blue, cut:

- 2— $2\frac{1}{2} \times 44\frac{1}{2}$ " strips for border
- 2— $2\frac{1}{2} \times 40\frac{1}{2}$ " strips for border



##### From red print, cut:

- 5— $2\frac{1}{2} \times 42$ " binding strips

Assemble pieced rows  
for A and B blocks:



### 44½" x 52½"

Number of blocks total.....18A, 12B  
Lay out: 6 rows of 5 blocks each

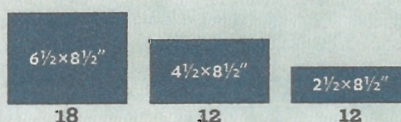
#### MATERIALS:

- 30—5" squares assorted prints (blocks)
- 2 yards solid blue (blocks, border)
- ½ yard red print (binding)
- 3 yards backing fabric
- 53×61" batting

#### CUT FABRICS:

##### From solid blue, cut:


- 2— $2\frac{1}{2} \times 48\frac{1}{2}$ " strips for border
- 2— $2\frac{1}{2} \times 44\frac{1}{2}$ " strips for border



##### From red print, cut:

- 5— $2\frac{1}{2} \times 42$ " binding strips

Assemble pieced rows  
for A and B blocks:



### 60½" x 68½"

Number of blocks total.....24A, 32B  
Lay out: 8 rows of 7 blocks each

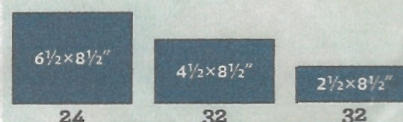
#### MATERIALS:

- 56—5" squares assorted prints (blocks)
- 3¾ yards solid blue (blocks, border)
- ⅝ yard red print (binding)
- 3⅞ yards backing fabric
- 69×77" batting

#### CUT FABRICS:

##### From solid blue, cut:

- 2— $2\frac{1}{2} \times 64\frac{1}{2}$ " strips for border
- 2— $2\frac{1}{2} \times 60\frac{1}{2}$ " strips for border



##### From red print, cut:

- 7— $2\frac{1}{2} \times 42$ " binding strips

Assemble pieced rows  
for A and B blocks:

