



AL FURAAT MARBLE AND GRANITE TRD LLC

Shop No. 7 8 and 9, Sharjah Industrial Area 4, Sharjah UAE,

✉ info@al-furaat.com

☎ 0506762823, 065434472

ARTMAN • +91 97127 02280



DESIGN WITH MANY
DESIRES

A REPLACEMENT OF MARBLE!

600x1200mm

800x1600mm

1200x1200mm

1600x3200mm



Glazed Porcelain Tiles & Slab Tiles

Decor trends are assimilating into the mainstream with alarming speed and so Furaat Seramik has once again come up with groundbreaking compilation. As you already know that Our Group is renowned for manufacturing tiles that provides style, vogue and quality standard, we have further more upgraded our collection with some modernistic designs and a tint of creativity. Be it a home or a corporate office our range of products will surely confound you and put you into a puzzle of selection.

Behold our latest collection of extraordinary tiles which we have crafted by keeping in mind the latest trend. With a wide range of tiles, We wants you to add that unimagined degree of magnificence to your place.





1200x1200mm

Glazed Porcelain Tiles

This range displays a discreetly organic effect which will skillfully transform your surroundings and lay the perfect foundation for your contemporary decor and furnishings.



HOPE CREAM



1200x1200mm

GLAZED PORCELAIN
TILE

SURFACE

POLISHED





HOPE WHITE



1200x1200mm

GLAZED PORCELAIN
TILE


SURFACE

POLISHED





OMAN BLANCO




1200x1200mm

GLAZED PORCELAIN
TILE

SURFACE

POLISHED





ONYX GRAY



1200x1200mm

GLAZED PORCELAIN
TILE

SURFACE

POLISHED





ONYX WHITE




1200x1200mm

GLAZED PORCELAIN
TILE

SURFACE

POLISHED





SATVARIO PEARL



1200x1200mm

GLAZED PORCELAIN
TILE

SURFACE

POLISHED





WHITE MORWAD



1200x1200mm

GLAZED PORCELAIN
TILE



SURFACE

POLISHED





PLAIN WHITE



1200x1200mm

GLAZED PORCELAIN
TILE


SURFACE

POLISHED





ENRICH BLANCO




1200x1200mm

GLAZED PORCELAIN
TILE


SURFACE

MATT





ENRICH GREY




1200x1200mm

GLAZED PORCELAIN
TILE

SURFACE

MATT





ERA TRAVERTINE



1200x1200mm

GLAZED PORCELAIN
TILE

SURFACE

MATT



LAYING INSTALLATION

PRIOR TO INSTALLATION

The surface to be paved to be flat, and free from substance: Dust, impermeable products, soluble salts, and all those products which are incompatible with adhesive material. In case of crumbling of the base, it must be removed till getting a firm surface

LAYING

Spending on the surface using a dentate trowel, whose size will vary from 6x6mm. to 9x9mm. Depending on the size and manufacturer's instructions.

LEVELING

Hit the tile with a rubber hammer (from the center to the edges of the tiles). In order to distribute and level the tile.

SPACING

Tiles must be paved leaving a gap between them which will vary from 1mm. to 3mm. Joints for placing them

JOINING

Joining has to be carried out using a rubber palette knife, which will be used to compress material with backwards and forwards movements. In this way. Joints will be field to over-flowing. Anyhow please follow the manufacturer's introduction in how to use the product-drying time, removing leftovers, and cleaning

AFTER LAYING

Once the work has been finished. There are leftovers of the employed materials which have to be removed as soon as possible (cement, joints material, etc...) For this, we recommended using a cement remover or any others acid based descaling product.

MAINTENANCE TIPS

A Beautiful floor is considered by many as the most vital element of construction. it's what any visitor sees first. And most importantly, once laid, a floor seldom changed. It must therefore not only be beautiful but also retain it's beauty for years to come.

But floors are subject to the daily grind & rigorous of foot traffic and to stains, ink stains, grease stains, etc. Even the best of the tiles will stain if not maintained. Fortunately the situation is not completely futile, we at **Furaat Seramik** in tandem with leading research laboratories have found solutions for these irritants.

Furaat Seramik floor tiles are tough and are manufactured to exacting European norms and have been tasted to withstand staining as per the EN & IS Norms. Just know the right cleaning methods and your floor can look as spotless years from now as they do today.

Note :

Colours shown are as accurate as the limitations of the printing process will allow. Prospective customers are advised to inspect a sample of the tile before ordering. Every effort has been made to ensure the accuracy of the information given. However, the company reserves the right to change the specifications without prior notice. Sometimes variations in shade or size being inherent to ceramic industry may occur. Before fixing, we advice you to follow the fixing instruction on the cartons of the tiles as no responsibility can be accepted by the company once the tiles have been fixed.



Highly non-porous



Resistant to detergents



Easy to clean and maintain



Resistant to chemicals



Suitable for contact with food



Friction coefficient



Water resistant (water absorption 0.1% average value)



Coefficient of Linear Thermal-Expansion



Dimensional stability



Resistant to humidity



Suitable for indoor and outdoor applications



Colour resistant to light



Fire Resistant



Deep abrasion resistant



Resistant to mould and fungi



Stain Resistant

AVAILABLE SIZES OF:

