



CMX GOLD & SILVER CORP.



CLAYTON SILVER PROJECT NOVEMBER 2022

CSE: CXC | OTC: CXXMF

www.cmxgoldandsilver.com



Clayton is a High-Quality Asset



- Advanced exploration project with excellent potential for additional deposits.
- Existing data highlights low risk upside from drilling programs.
- Deal in place to use ore-sorting technology to high-grade mine stockpile for processing at a toll mill/smelter.
- Clayton has year round access and Idaho is a mining-friendly jurisdiction.



Clayton Historical Mine Production



Mine Recorded Historical Production:

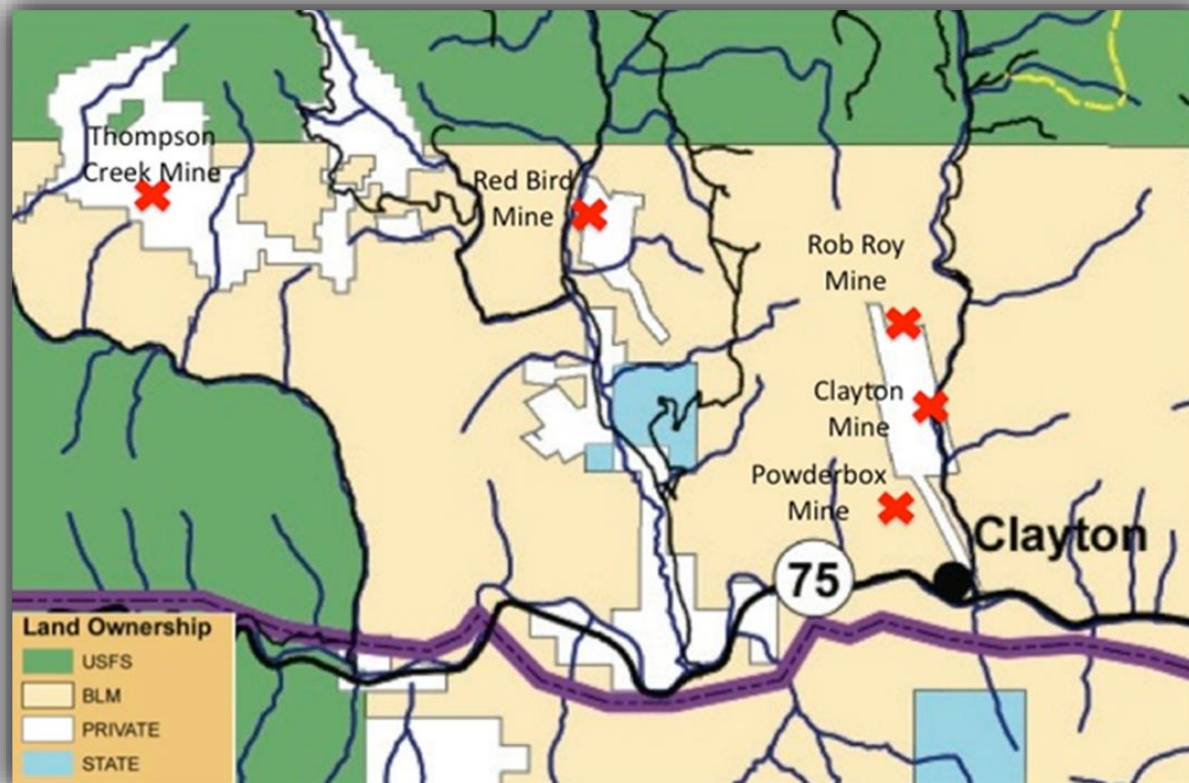
Tonnes of Ore milled	2,145,000
• Silver (ounces)	7,031,110
• Lead (lbs)	86,771,527
• Zinc (lbs)	28,172,211
• Copper (lbs)	1,664,177
• Gold (ounces)	1,454

Based on spot metals prices in USD for demonstration purposes and not intended to represent fair value of historical production: Silver \$21.00/oz, Lead \$1.00/lb, Zinc \$1.65/lb, Copper \$3.61/lb, Gold \$1800/oz:

Gross Value	USD \$290,000,000
Gross Value per Tonne	USD \$135.00



Clayton Silver Mine Location



- Located in south-central Idaho, USA
- Accessible year round; paved road to site
- No drilling permits required for patented claims



Clayton Silver Mine, Idaho





Clayton Silver Project



Property Details:

- The Clayton Silver Mine is an example of a replacement deposit in carbonate rocks.
- 1,134 acres of 29 patented mining claims, 2 patented mill sites, plus 28 unpatented BLM lode claims.
- Patented claims include surface ownership rights.
- No government royalties, minimal property maintenance costs.
- No legacy environmental issues.



Historical Data



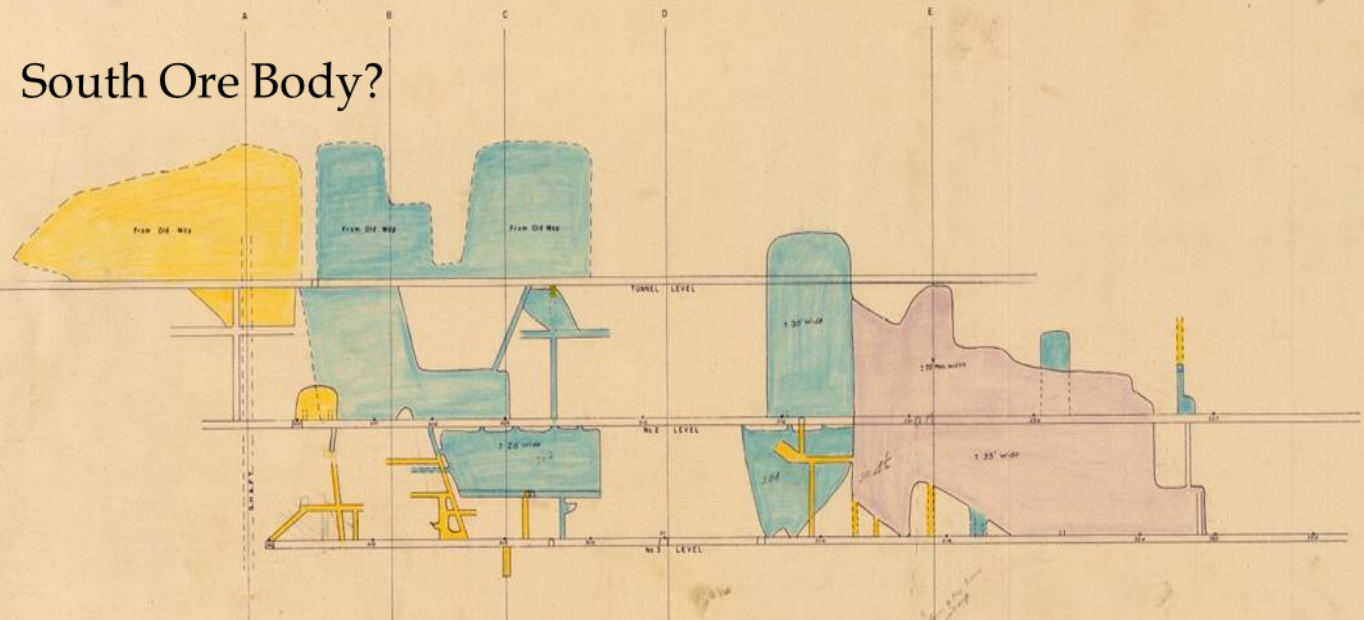
- Clayton Mine developed on 8 levels to 1100 ft depth with 19,690 feet of underground development.
- Two major ore bodies developed: “South” & “North”.
- Mine records indicate mineable ore in North Ore Body at time of closure.
- Additional tonnage down to 1530 ft level not mined.
- Interpretation indicates open to depth - additional potential east and west of South Ore Body workings.



Mine Longitudinal Section



South Ore Body?



CLAYTON SILVER MINES
 LONGITUDINAL SECTION
 LOOKING WESTWARD
 SCALE 1" = 50'

Section taken on plane of ore shoots - 75° Dip and N11°W Strike northward from Sec. A & S 19°W from Sec. A

FOOTWALL STOPES
 HANGING WALL STOPES
 STOPED - WALL TO WALL

March 1946 - M.M.S.
 C#1208 m 037

North Ore Body
 -Mined to 1100 Level,
 -extends to at least 1530 feet
 below surface

CLAYTON SILVER MINES
 LONGITUDINAL SECTION
 LOOKING WESTWARD
 SCALE 1" = 50'

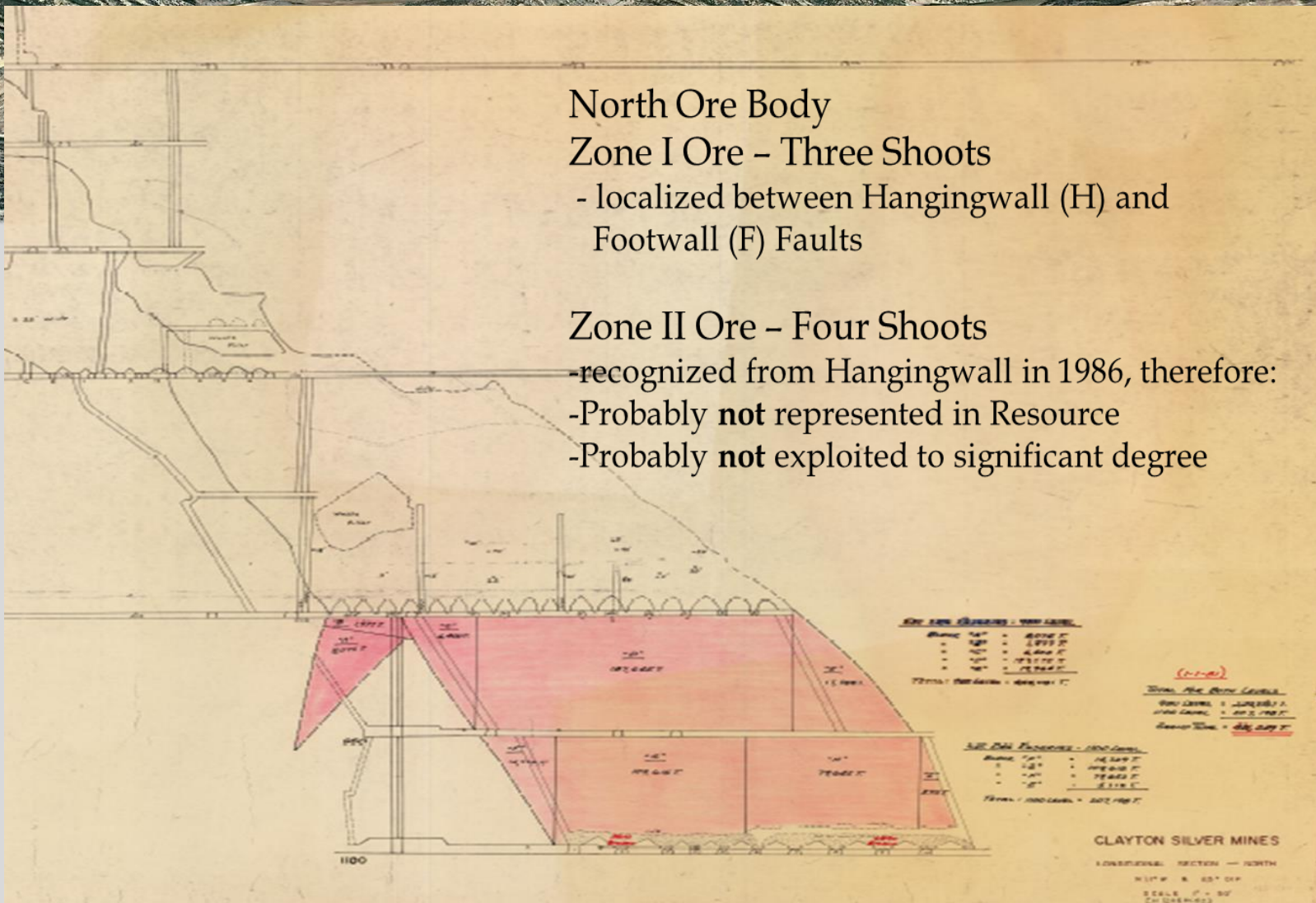
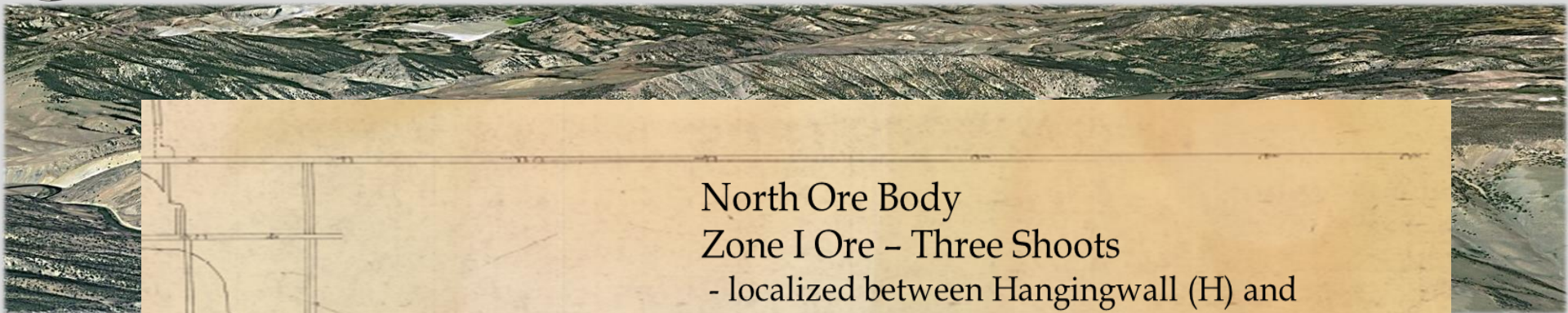
Section taken on plane of ore shoots - 75° Dip and N11°W Strike northward from Sec. A & S 19°W from Sec. A

FOOTWALL STOPES
 HANGING WALL STOPES
 STOPED - WALL TO WALL

March 1946 - M.M.S.
 C#1208 m 037



Mine Historical Ore Bodies





Historical Drilling



Previous drill holes suggest upside potential:

- Confirms North Ore Body mineralization below 1100 ft depth of old mine workings to at least 1500 ft depth.
- 1960s drill hole 1501-A intersected 22 ft of mineralization at 1425 ft level with grades of: silver 4 oz/ton, lead 5.75%, zinc 5.37%.*

**NI 43-101 Report dated March 7, 2013 by Dr. J. Thomson*



Clayton Silver Mine Operations



Small Mining Operations 1935 – 1986:

- Absentee owner in 1980s used older mining methods.
- Inferior mining techniques and old processing equipment diluted grade milled.
- Mining ended in mid-1980's due to low metal prices (silver < \$6/oz, lead < \$0.20/lb) ***with active mine operations still in mineralization.***



Clayton Mine Stockpile





Mine Stockpile Potential



- 2014/15 sampling program of 3,000 kgs from stockpile: 16 locations assayed gold 0.80 gms/t, silver 24.31 gms/t, lead 0.44%, zinc 0.27%.
- Unprocessed material of up to 1,000,000 tonnes.
- Contract with Sulphide Remediation, Inc. (SRI) a firm specializing in mineral processing.
- Testing stockpile samples at TOMRA ore-sorting facility in Sydney, Australia with results pending; stockpile processing planned later in 2023.



Stockpile Exploitation



- SRI utilizes precision ore-sorting technology to enhance grade of unprocessed stockpile rock.
- Potential to improve grades up to tenfold.
- High-graded stockpile would be ready for delivery to toll mill/smelter.
- Goal is to generate cash flow later in 2023.



Clayton Exploration Plans



2022/23 objectives:

- Staked 22 new claims on federal BLM land contiguous to existing patented claims.
- Complete testing of ore-sorting technology for best application for mine stockpile.
- Plan initial shallow diamond drilling program to test targets in vicinity of South Ore Body.
- Further drilling to test for new veins parallel to existing mine workings.



Clayton Drilling Program



(funding dependent)

Phase 1 – One year \$1,077,500 program

- Geophysics – CAD \$60,000
- Drilling 7500 feet with assays
– CAD \$1,017,500



Additional Exploration



- Conduct further drilling programs on Clayton property with the objective of determining total resource potential to support a PEA.
- Leverage drilling results to test for source of mineralization with potential of discovering a deeper world-class deposit.



Clayton Long Term Objectives



Long term objectives:

- Build a modern, efficient custom mill.
- Refurbish/rebuild the historic underground mine workings.
- Reactivate mining operations at the Clayton Silver Mine.
- Investigate other potentially economic mining opportunities in the vicinity.



Company Contact



Jan Alston

President & C.E.O.

(403) 457-2697

janalston@cmxgoldandsilver.com

The technical and scientific information contained in this presentation has been reviewed by Richard Walker, M.Sc. (Geology), P. Geo., the Company's Qualified Person as defined in National Instrument 43-101.

Additional information can be obtained from the Company's website: www.cmxgoldandsilver.com. Also, the National Instrument 43-101 Clayton Report is filed on SEDAR at www.sedar.com



Forward-Looking Statements



This presentation includes certain “forward-looking statements” within the meaning of Canadian securities legislation. All statements, other than statements of historical fact, included herein, without limitation, and the use of net proceeds are forward-looking statements. Forward-looking statements involve various risks and uncertainties and are based on certain factors and assumptions. There can be no assurance that such statements will prove to be accurate, and actual results and future events could differ materially from those anticipated in such statements. Important factors that could cause actual results to differ materially from the Company’s expectations include uncertainties related to fluctuations in gold and other commodity prices and currency exchange rates, uncertainties relating to interpretation of drill results and the geology, uncertainty of estimates of capital and operating costs, the need for cooperation of government agencies in the development of the Company’s mineral projects, the need to obtain additional financing to develop the Company’s mineral projects, the possibility of delay in development programs or in construction projects, and uncertainty of meeting anticipated program milestones for the Company’s mineral projects.