



ALCO INC. HEAD OFFICE

6925 - 104 Street, Edmonton, Alberta T6H 2L5
Office: (780) 435-3502
Website: www.alcoinc.ca

August 23, 2021

Bitz Power Tongs
P.O Box 5270
Edson, Alberta
T7E 1T5

EQUIPMENT CERTIFICATION


CUSTOMER:	Bitz Power Tongs
CUSTOMER EQUIPMENT # :	N/A
CUSTOMER RIG # :	N/A
EQUIPMENT DESCRIPTION:	BJ Center Latch Casing Elevator
MODEL AND RATING: 150 Tons	4 1/2" - 90° - RA 150 Ton (133446-daN)
INSPECTION COMPANY / REPORT #:	Alco / H -8475
ALCO ENGINEERING FILE # :	80794-E
ALCO WORK ORDER # :	80794


This document certifies that all parts and/or assemblies for the equipment listed above, have undergone a Level IV inspection and repair as per Canadian Association of Oilwell Drilling Contractors (CAODC) R.P. 2.0.

All Engineering, material acceptance, repairs, modifications, dimensional inspections, proof test and non-destructive testing (NDT) were performed, or approved by Alco Inc. qualified personnel.


The equipment may be returned to service at the referenced equipment rating.

This certification is valid for a period of 500 operating days from the date indicated on the Engineer's stamp shown below, or until such time that the equipment has been damaged either as a result of operation, transportation or handling.


 Brian Kulak, P.Eng
 Engineering Manager
 Alco Inc.



PERMIT TO PRACTICE
 ALCO INC., GENERAL PARTNER OF THE
 ALCO LIMITED PARTNERSHIP

RM SIGNATURE: 
 RMAPEGA ID #: 30312
 DATE: Aug 23 2021

PERMIT NUMBER: P010702
 The Association of Professional Engineers and Geoscientists of Alberta (APEGA)

63



ENERGY INDUSTRIES
GP of ALCO LIMITED PARTNERSHIP

- ALCO MACHINE WORKS
- ALCO CNC INDUSTRIES
- ALCO INDUSTRIAL
- ALCO CARRIERS

- ALCO FLOW CONTROL
- ALCO OIL TOOL
- ALCO FABRICATORS
- ALCO CONSTRUCTORS

6925 - 104 Street
Edmonton, Alberta
Canada T6H 2L5

Phone: (780) 435-3502 • Fax: (780) 436-1858

CERTIFICATE OF INSPECTION

Date: **August 23, 2021**

Equipment Owner : **Bitz Power Tongs Ltd.**
P.O. Box 5270
Edson, Alberta
T7E 1T5

Rig # :

Equipment Description : **4 1/2" - 90° - RA 150 Ton**
BJ Casing Elevator

Serial # :

Inspection Report # : **H-8475**

Job # : **80794**

The undersigned hereby certifies that an inspection has been carried out on the above mentioned equipment in accordance with the applicable standards:

CAODC R.P. 1.0, 1.0A, 2.0, 3.0, 4.0, 5.0

API Specification 8C / 7K

Inspection Method : ASTM E-709 *Standard Guide for Magnetic Particle Inspection*

Inspection Method : ASTM E-165 *Standard Guide for Liquid Penetrant Inspection*

Inspection Method: ASTM E-110 / ASTM A-956 *Standard Guide For Hardness Testing*

Inspection Method: ASTM E-797 *Standard Guide For Ultrasonic Thickness Testing*

Inspection Performed In Accordance With ASME Sec. 8, Div. 1, App. 6

Acceptance Standard: ASTM E-125 *Reference Photographs For Magnetic Particle Indications*

Load Test #: **ALCO LT 2108 80794**

No Discontinuities Noted At Time Of Final Inspection
After Load Test

Technician: L. Ponech

C.G.S.B. 10873

Signed: 

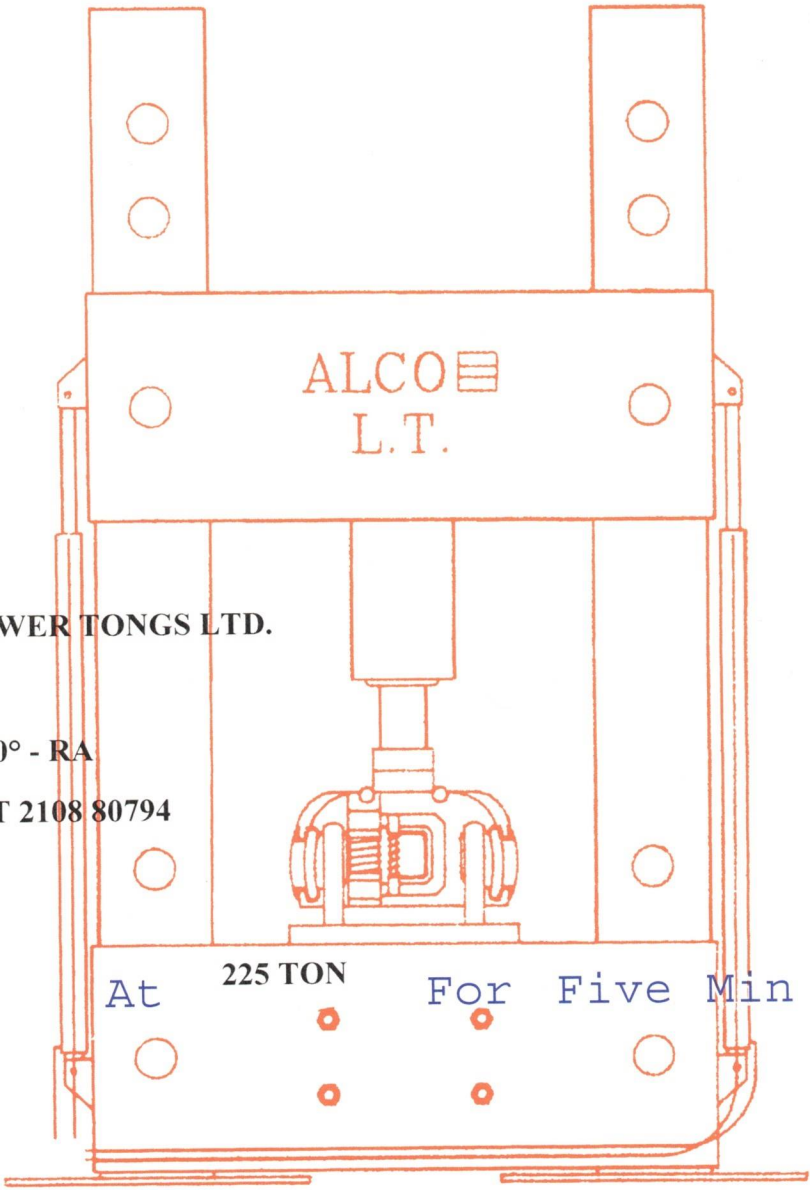
ALCO



INC.

6925 - 104 STREET, EDMONTON, ALBERTA T6H 2L5
Phone (780) 435-3502 • Fax (780) 436-1858


Load Test Certificate



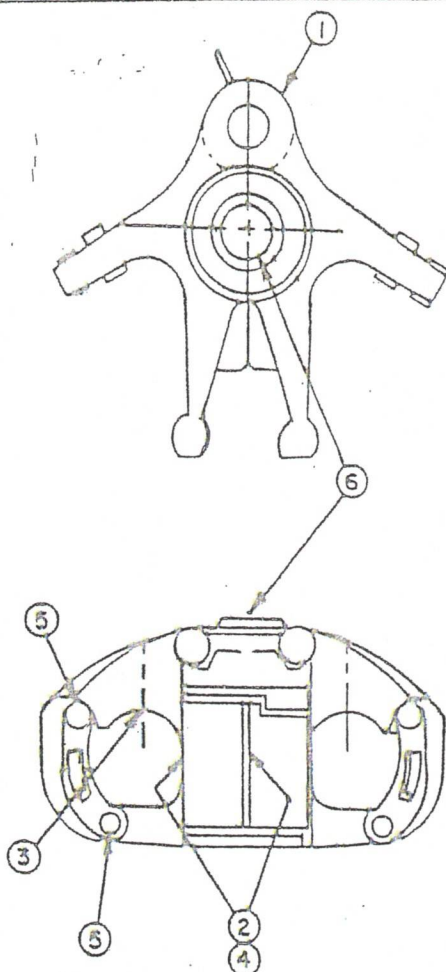
Owner: **BITZ POWER TONGS LTD.**
 Make: **BJ**
 Model: **4 1/2" - 90° - RA**
 S/N: **ALCO LT 2108 80794**
 Rig:
 Rating: **150 TON**
 Load Tested

At **225 TON** For **Five Min**

Approved By



Maintenance check list

CENTER LATCH COLLAR TYPE
ELEVATORS

LUBRICATION

- (1) GREASE DAILY WHEN IN USE.
- (2) OIL LATCH PIN AND LATCH LOCK PIN DAILY WHEN IN USE.
- (3) BRUSH GREASE ON UNDERSIDE OF LINK ARMS DAILY WHEN IN USE.
- (4) BRUSH GREASE ON SPRINGS WEEKLY WHEN IN USE.
- (5) BRUSH GREASE ON LINK RETAINER FASTENERS WEEKLY WHEN IN USE.
- (6) BRUSH GREASE IN TOP BORE AND SEATING FACE DAILY WHEN IN USE.

RECOMMENDED LUBRICANTS


GREASE: EXTREME PRESSURE MULTI-PURPOSE LUBRICANT OF NO. 1 OR NO. 2 CONSISTENCY.

OIL : 10W30 OR 10W40 MOTOR OIL.

NOTE : PREVENT CORROSION FROM ATTACKING ANY PART OF ELEVATORS OPERATING MECHANISM WITH SUBSTANTIAL LUBRICATION DURING USAGE OR STORAGE.

OPERATIONAL MAINTENANCE

- (A) Check weekly for worn hinge pin, latch pin and latch lock pin that may hinder proper opening and closing of door, door latch and latch lock engagement.
- (B) Check weekly for proper latch and latch lock spring performance.
- (C) Check latch stop mechanism weekly. Latch should not contact door as a stop when engaged.
- (D) Check for corrosion; deformation; loose or missing components; deterioration/wear; proper lubrication; visible external cracks; and adjustment.



ROUTINE MAINTENANCE CHECK LIST

DAILY		CHECKED	RECORDED
1	GREASE HINGE PIN		
2	OIL LATCH AND LATCH LOCK PIN		
3	GREASE UNDERSIDE OF LINK ARMS		
6	GREASE TOP BORE AND SEATING FACE		

WEEKLY		CHECKED	RECORDED
4	GREASE SPRINGS		
5	GREASE LINK RETAINER FASTENERS		
A	CHECK FOR WORN HINGE PIN		
A	CHECK FOR WORN LATCH PIN		
A	CHECK FOR WORN LATCH LOCK PIN		
B	CHECK LATCH SPRING		
B	CHECK LATCH LOCK SPRING		
C	CHECK LATCH STOP		
D	CHECK FOR CORROSION; DEFORMATION; ETC.		

CAUTION

PRACTICE SAFETY IN ALL PERFORMANCES AND USE APPROVED SAFETY METHODS, MATERIALS, AND TOOLS. KEEP HANDS AWAY FROM ANY UNDESIGNATED AREAS; USE PROVIDED HANDLES FOR OPERATING ELEVATORS.



TESTER Jash DATE Aug 20/2021

CUSTOMER Bitz Power Tools

MAKE RA SIZE 42" 90° RA

TEST TIME ON 2:40 TEST TIME OFF 2:45
Center Latching
Elecenter

PART NO. ALCO LT2108 80794

REF. NO. 80794

TEST TONS 225
HOLD TIME Five MIN.

GC GC-71232

MADE IN U.S.A.