




**SMALL WATER SYSTEM  
2013 ANNUAL REPORT TO THE DRINKING WATER PROGRAM  
FOR YEAR ENDING DECEMBER 31, 2013  
[Section 116530 Health & Safety Code]**

<b>WATER SYSTEM INFORMATION</b>	
Water System No.:	CA3701837
Water System Name:	WYNOLA WATER DISTRICT
Water System Classification: 	Community Water System
Water System Ownership (See descriptions below):	<u>Privately owned, non-PUC-regulated (Community Water System)</u>
Physical location: <i>(address line 1, address line 2, city, zip)</i>	4839 Glenside Road Santa Ysabel, California 92070
General Office Phone: <i>(with area code)</i> 	760-765-4872
Web site address:	Wynolaestates.com

Water System Ownership Descriptions:


- Local Government: e.g., city, county, or special district, local school district, junior colleges, county or community parks, etc.
- State or Federal Government: e.g., state or national park, BLM, USFS and COE campgrounds and recreation facilities, state hospitals, State universities and colleges, California Veterans Home, County or District Fairs and Expositions, Caltrans rest stop, military base, other state or federal facility
- Privately owned, non-PUC-regulated (Community Water System): e.g., mobile home park, apartment or condominium
- Privately owned business (non-community): e.g., church, private school, restaurant, amusement park, RV park/campground, motel, ranch/farm, factory, other business establishment

<b>REPORT SUBMITTED BY:</b> 	
Name:	Raymond Mitchell
Title:	Director, Water Quality
Business phone:	760-765-4872
Cell phone:	760-525-0967
Email address:	raymitchell76@outlook.com

<b>COMMENTS:</b> 

**1. Public Water System Contacts** 

[Click here](#) to learn how to Modify, Add and Delete Contacts in the table below.

NAME, TITLE & ADDRESS	PHONE TYPE	PHONE NO.	EMAIL	CONTACT TYPE (pick all that apply) 	
_HUFFMAN, ED	Business	760-765-3420		<input checked="" type="checkbox"/> <b>** Delete Contact **</b>	<input type="checkbox"/> Operator
	Facsimile			<input checked="" type="checkbox"/> Administrative	<input type="checkbox"/> Emergency
P.O. BOX 193	Mobile			<input type="checkbox"/> Designated Operator In Charge	<input type="checkbox"/> Water Quality

SANTA YSABEL CA 92070	Emergency			<input type="checkbox"/> Owner	<input type="checkbox"/> Legal
	Business	760-765-4972		<input type="checkbox"/> <b>** Delete Contact **</b> <input checked="" type="checkbox"/> Administrative	<input type="checkbox"/> Operator
Rymond Mitchell	Facsimile			<input type="checkbox"/> Financial	<input type="checkbox"/> Emergency
P.O. Box 193	Mobile	760-525-0967		<input type="checkbox"/> Designated Operator In Charge	<input checked="" type="checkbox"/> Water Quality
Santa Ysabel CA 92070	Emergency			<input type="checkbox"/> Owner	<input type="checkbox"/> Legal
	Business			<input type="checkbox"/> <b>** Delete Contact **</b> <input type="checkbox"/> Administrative	<input type="checkbox"/> Operator
	Facsimile			<input type="checkbox"/> Financial	<input type="checkbox"/> Emergency
	Mobile			<input type="checkbox"/> Designated Operator In Charge	<input type="checkbox"/> Water Quality
	Emergency			<input type="checkbox"/> Owner	<input type="checkbox"/> Legal
	Business			<input type="checkbox"/> <b>** Delete Contact **</b> <input type="checkbox"/> Administrative	<input type="checkbox"/> Operator
	Facsimile			<input type="checkbox"/> Financial	<input type="checkbox"/> Emergency
	Mobile			<input type="checkbox"/> Designated Operator In Charge	<input type="checkbox"/> Water Quality
	Emergency			<input type="checkbox"/> Owner	<input type="checkbox"/> Legal
	Business			<input type="checkbox"/> <b>** Delete Contact **</b> <input type="checkbox"/> Administrative	<input type="checkbox"/> Operator
	Facsimile			<input type="checkbox"/> Financial	<input type="checkbox"/> Emergency
	Mobile			<input type="checkbox"/> Designated Operator In Charge	<input type="checkbox"/> Water Quality
	Emergency			<input type="checkbox"/> Owner	<input type="checkbox"/> Legal
	Business			<input type="checkbox"/> <b>** Delete Contact **</b> <input type="checkbox"/> Administrative	<input type="checkbox"/> Operator
	Facsimile			<input type="checkbox"/> Financial	<input type="checkbox"/> Emergency
	Mobile			<input type="checkbox"/> Designated Operator In Charge	<input type="checkbox"/> Water Quality
	Emergency			<input type="checkbox"/> Owner	<input type="checkbox"/> Legal
	Business			<input type="checkbox"/> <b>** Delete Contact **</b> <input type="checkbox"/> Administrative	<input type="checkbox"/> Operator
	Facsimile			<input type="checkbox"/> Financial	<input type="checkbox"/> Emergency
	Mobile			<input type="checkbox"/> Designated Operator In Charge	<input type="checkbox"/> Water Quality
	Emergency			<input type="checkbox"/> Owner	<input type="checkbox"/> Legal
	Business			<input type="checkbox"/> <b>** Delete Contact **</b> <input type="checkbox"/> Administrative	<input type="checkbox"/> Operator
	Facsimile			<input type="checkbox"/> Financial	<input type="checkbox"/> Emergency
	Mobile			<input type="checkbox"/> Designated Operator In Charge	<input type="checkbox"/> Water Quality
	Emergency			<input type="checkbox"/> Owner	<input type="checkbox"/> Legal
<b>Add Additional Contact</b> 				(pick all that apply)	
--Contact Name--	Business	--Bus. #--	--Email Addr--	<input type="checkbox"/> Administrative	<input type="checkbox"/> Operator
--Title--	Facsimile	--Fax No--		<input type="checkbox"/> Financial	<input type="checkbox"/> Emergency

--Address Line 1-- --Address Line 2--	Mobile	--Mob. #--	--2nd Email Addr--	<input type="checkbox"/> Designated Operator In Charge	<input type="checkbox"/> Water Quality
--City-- --ST-- --Zip--	Emergency	--Emer. #--		<input type="checkbox"/> Owner	<input type="checkbox"/> Legal
<b>Add Additional Contact</b>				(pick all that apply)	
--Contact Name--	Business	--Bus. #--	--Email Addr--	<input type="checkbox"/> Administrative	<input type="checkbox"/> Operator
--Title--	Facsimile	--Fax No--		<input type="checkbox"/> Financial	<input type="checkbox"/> Emergency
--Address Line 1-- --Address Line 2--	Mobile	--Mob. #--	--2nd Email Addr--	<input type="checkbox"/> Designated Operator In Charge	<input type="checkbox"/> Water Quality
--City-- --ST-- --Zip--	Emergency	--Emer. #--		<input type="checkbox"/> Owner	<input type="checkbox"/> Legal
<b>COMMENTS:</b>					

## 2. POPULATION SERVED

Population Type	Population	Annual Operating Period					
		Begin Date		End Date			
		MM	DD	MM	DD		
Residential <sup>1</sup>	199	Method Used to Determine Population: <input type="text" value="Determined total number of dwelling units and multiplied by 2.8"/>		1	1	12	31
Transient <sup>2</sup>							
Nontransient <sup>3</sup>							

MM = month, in 2-digit format DD = day, in 2-digit format

Descriptions:

<sup>1</sup>Residential – report the number of persons who reside within the water system service area for more than half of the year (excludes transient and nontransient populations). If year-round, the *Begin Date* would be 01/01 and the *End Date* would be 12/31.

<sup>2</sup>Transient – report the number of persons who are at the water system on the 60<sup>th</sup> busiest day of the year (excludes residential and nontransient populations). Report the *Begin Date* and *End Date* if the Transient use is seasonal.

<sup>3</sup>Nontransient – report the number of the persons who are at the water system for over 6 months per year (excludes residential and transient populations). Report the *Begin Date* and *End Date* if the Nontransient use is seasonal.

List the names of communities served by the system identifying both incorporated and unincorporated areas:

<b>COMMENTS:</b>
------------------

## 3. NUMBER OF SERVICE CONNECTIONS *(as of December 31, 2013)*

A. Active Service Connections:

Total Active Potable Water Connections currently in CDPH database:	86
--	----

The total number of Service Connections as of December 31, 2013 must be reported as either Unmetered or Metered for each Service Connection Type as appropriate.

TYPE	Potable Water			Recycled Water		
	Unmetered	Metered	Total*	Unmetered	Metered	Total*
<b>Do NOT report fire sprinkler connections. These connections are not counted toward “service connections” for compliance purposes.</b>						
Single-family Residential: single family detached dwellings		71	71			0
Multi-family Residential: duplexes, town homes, condominiums, apartments, and trailer parks			0			0
Commercial/Institutional: hotels, schools, prisons, hospitals, nursing homes, dormitories, laundries, retail establishments (malls, shopping centers, retail stores, service shops, restaurants), office buildings, gas stations			0			0
Industrial: industrial parks, manufacturing, warehouses, utilities, assemblers			0			0
Landscape Irrigation: Play fields, golf courses, roadways, median strips, cemeteries, parks and other dedicated landscape connections			0			0
Agricultural Irrigation: irrigation of commercially-grown crops and other dedicated agricultural connections			0			0
Other (services that do not meet any of the above definitions): This service connection type is intended to be used by <u>noncommunity systems</u> such as churches, businesses, county, state and national parks, schools and other public institutions that operate as an individual public water system and do not specifically have connections for which water rates are charged.		0	0			0
Total Active Connections*	0	71	71	0	0	0

\*Calculated field

[To update totals click here](#)

B. Number of Inactive Connections (all types)	
---	--

COMMENTS: [?](#)

#### 4. GROUNDWATER (GW) AND SURFACE WATER (SW) SOURCES [?](#)

##### GROUNDWATER SOURCES (INCLUDING STANDBY SOURCES)

PSCode <a href="#">?</a>	Name	Activity <a href="#">?</a>
006	WELL 06	I
001	WELL 01	A
008	WELL 08	A
005	WELL 05	A
002	WELL 02	A

004	WELL 04	I
010	WELL 10	A
009	WELL 09	A
011	WELL 11	A
003	WELL 03	A
007	WELL 07	A

**SURFACE WATER INTAKES**

PSCode ?	Name	Activity ?

**DISCUSS CHANGES TO ABOVE SOURCES ?**

If a STANDBY SOURCE was used in 2013, provide the following information.

Name of the Standby Source used in 2013:	No. of days the Standby Source was in operation:	Were customers notified? (Y/N)	Was CDPH or Local County Staff notified? (Y/N)	Describe the reason the Standby Source was used:

COMMENTS: ?

**5. WATER PRODUCED, PURCHASED AND SOLD**

The **Maximum Day** is the day during 2013 with the highest total water usage. Provide the *date* for that day in Column B, then complete Columns C, D and E, indicating how much of the water on that day was from each source.

The **Maximum Month** is the month during 2013 with the highest total water usage. Provide the *month* in Column B, then complete Columns C, D and E, indicating how much of the water during that month was from each source.

Units of Measure for this table:

Volumes are based on:

A	B	C	D	E	F	G	H	I
Potable Water							Non-	Recycled

	Date/ Month	Water Produced from Groundwater (Wells)	Water Produced from Surface Water <sup>2</sup>	Finished Water Purchased or Received from another PWS <sup>5</sup>	Total Amount of Potable Water <sup>3*</sup>	Water Sold to Another PWS <sup>5</sup>	potable (exclude recycled)
Maximum Day <sup>1</sup>					0		
Maximum Month					0		
January					0		
February					0		
March		1.26			1.26		
April					0		
May					0		
June		2.76			2.76		
July					0		
August					0		
September		3.37			3.37		
October					0		
November					0		
December		1.83			1.83		
Annual Total*		9.22	0	0	9.22	0	0
Percent Treated <sup>4</sup>							

PWS = Public Water System

\*Calculated field

Non-potable = water supplies that do not enter the drinking water distribution system and are for non-potable uses only such as irrigation or toilet flushing

<sup>1</sup>Only report Maximum Day if it is actually measured or determined from production records. It should not be the average day demand during the maximum month of production.

<sup>2</sup>Do not include raw water purchased; report only volume of water that was treated.

<sup>3</sup>(F) Total Amount of Potable Water = Sum of Columns (C), (D) and (E), automatically calculated. To update, click below

[To update totals click here](#)

<sup>4</sup>This is the percentage of the total annual volume for Groundwater produced that was provided treatment to meet drinking water standards other than precautionary disinfection.

<sup>5</sup>If water was Purchased from or Sold to another PWS, complete the table below:

Specify whether water was <i>Purchased</i> or <i>Sold</i>	Name of PWS
0	

If recycled water was *supplied* to your customers, complete the table below:

Specify the level of treatment (e.g., tertiary, disinfected secondary)	Name of Recycled Water supplier
0	

COMMENTS:

### 6a. WATER RATES

Indicate the type of water rate structure  used by your water system:

What is your billing frequency  other

Complete the table below providing specific water rates applied to your customers:

Connection Type	FLAT BASE RATE	UNIFORM USAGE RATE	VARIABLE BASE RATE (provide range)		VARIABLE USAGE RATE (provide range)	
	\$ (Base)	\$ per hcf <input type="text"/>	\$ Low	\$ High	\$ per hcf Low	\$ per hcf High
RESIDENTIAL <input type="text"/>						
Single-family Residential	\$1.50 HCF				\$2.00 HCF	\$10.00 HCF
Multi-family Residential						
Do you provide lifeline/low income subsidies? <input type="text" value="No"/>						
If Yes, provide rates:						
NON-RESIDENTIAL <input type="text"/>						
Commercial/Institutional						
Industrial						
Landscape Irrigation						
Agricultural Irrigation						
Other						
Do you have fire suppression surcharges? <input type="text" value="No"/>						
If Yes, provide rates:						
Do you have other surcharges? <input type="text" value="Yes"/>						
If Yes, provide rates:	\$7.00 Month					

AVERAGE MONTHLY RESIDENTIAL WATER COST: \$/mo.

This value can be calculated by dividing your total annual revenues from residential customers by 12 and then dividing a second time by the number of residential service connections. If you are unable to differentiate revenues by type of customer {residential, industrial, agricultural}; then take your total annual revenues from all water rate payments and divide by 12 and then divide by your total number of service connections.

NOTE: If this is not a "Community" Water System; enter N/A. If individual customers do not pay a separate bill for water enter "0".

### 6b. WATER DELIVERIES

Units of Measure for this table: Million Gallons

Provide monthly **metered** water deliveries in the table below.

A	B	C	D	E	F	G	H	I	J
	Single-family Residential	Multi-family Residential	Commercial/Institutional	Industrial	Landscape Irrigation	Other	Total Urban Retail <sup>1*</sup>	Agricultural	Other PWS
Check if Recycled Water is included:	<input type="checkbox"/>	<input type="checkbox"/>	<input type="checkbox"/>	<input type="checkbox"/>	<input type="checkbox"/>	<input type="checkbox"/>		<input type="checkbox"/>	<input type="checkbox"/>
January							0		
February							0		
March	1.26						1.26		
April							0		
May							0		
June	2.76						2.76		
July							0		
August							0		
September	3.37						3.37		
October							0		
November							0		
December	1.83						1.83		
Total*	9.22	0	0	0	0	0	9.22	0	0

PWS = Public Water System

\*Calculated field

<sup>1</sup>Total Urban Retail = Sum of Columns (B) thru (G), automatically calculated. To update, click below

[To update totals click here](#)

COMMENTS: 

## 7. WATER QUALITY

### ANNUAL NITRATE SAMPLING

Regulations require a minimum of **annual** sampling for nitrate. If any nitrate result is  $\geq 1/2$  the MCL of 45 mg/l (i.e., a result of  $\geq 23$  mg/l nitrate) then quarterly monitoring must be initiated.

Did your system conduct monitoring for nitrate during 2013 from each source?	<input type="text" value="Yes"/>
--	----------------------------------

**NOTE: If there were any sources that were not monitored because they were offline during 2013, you must contact your local regulatory agency to avoid an enforcement action for failure to monitor.**

### BACTERIOLOGICAL SAMPLE SITING PLAN

The coliform monitoring regulations require that an updated sample-siting plan be submitted at least every 10 years, and at any time the plan no longer ensures representative monitoring of the system (Section 64422 of Title 22).



Date of current bacteriological sample siting plan:	02-28-2007
---	------------

COMMENTS: ?

## 8. WATER TREATMENT

Treatment Plant Name "NONE" if no plants in SDWIS	Treatment Plant Classification

If treatment was added or changed in any way in 2013, provide a brief description and identify the water source

## DIRECT ADDITIVES

Are all chemicals used NSF/ANSI Standard 60 certified?	--Pick one--
--	--------------

## INDIRECT ADDITIVES

As of March 9, 2008, a water system shall not use any chemical, material, lubricant, or product in the production, treatment or distribution of drinking water that comes in contact with the drinking water that does not have certification of meeting NSF/ANSI standard 61.

Does your water system have procedures to ensure all future equipment and materials meet this standard?	--Pick one--
---	--------------


If you have any questions on the requirements related to indirect additives, you may contact your local regulatory agency.

COMMENTS: ? We do not treat our water - our ground water is classified as "Pristine"


## 9. CROSS-CONNECTION CONTROL ?

	Total Number in System	Number Installed in 2013	Number Tested in 2013	Number Failed in 2013	Number Repaired/ Replaced
Backflow Assemblies ? on the Service Connections or Meter	1	0	0	0	0
Backflow Assemblies On-site but not on the Service Connections or Meter					
Air-gap Separation ?					

No. of <i>Inactive</i> Backflow Prevention Assemblies ? in water system in 2013 :	
Date of last cross-connection control survey done on the system:	
Name of designated Cross Connection Control Program Coordinator:	

Describe any cross-connection incidents  that occurred during 2013:

COMMENTS: 
---

**10. CONSUMER CONFIDENCE REPORT**  (*does not apply to Transient Noncommunity water systems*)

**THE 2013 CCR MUST BE DISTRIBUTED TO YOUR CUSTOMERS AND A COPY SUBMITTED TO YOUR LOCAL REGULATORY AGENCY BY JULY 1, 2014.**


**CERTIFICATION MUST BE SUBMITTED TO YOUR LOCAL REGULATORY AGENCY BY OCTOBER 1, 2014, STATING THAT THE 2013 CCR HAS BEEN DISTRIBUTED TO CUSTOMERS AND THAT THE INFORMATION IS CORRECT.**

The CCR guidance, CCR template, and the certification form can be obtained from the CDPH web site at: <http://www.cdph.ca.gov/certlic/drinkingwater/Pages/CCR.aspx>

Indicate the date your 2013 CCR was distributed or will be distributed to your customers:	05-28-2013 mm/dd/yyyy
---	-----------------------

COMMENTS: 
---

**11. OPERATOR CERTIFICATION**


A. Please list the State certified Water **Treatment Plant Operators** employed by your water system that supervise and direct the operation of your water treatment plants, beginning with the chief operator(s) .

Your Highest Treatment System Classification is: **Classification not available or no treatment facility**

Name	Grade of Operator	Chief or Shift <sup>1</sup> (C/S)	Operator Number	Expiration Date

<sup>1</sup>Use "C" for Chief Operator and "S" for Shift Operator. If neither, leave blank.

Do your Chief and Shift Treatment Plant Operators have the minimum level required?

B. Please list the State certified Water **Distribution Operators** employed by your water system that supervise and direct the operation of your distribution systems, beginning with the chief operator(s) .

Your Distribution System Classification is: **Classification not available**

Name	Grade of Operator	Chief or Shift <sup>1</sup> (C/S)	Operator Number	Expiration Date
Raymond Mitchell	D1		40900	04-01-2015


<sup>1</sup>Use "C" for Chief Operator and "S" for Shift Operator. If neither, leave blank.

Do your Chief and Shift Distribution System Operators have the minimum level required?

COMMENTS: [?](#)

## 12. WATER SYSTEM IMPROVEMENTS

The California Waterworks Standards (Section 64556) require an amended permit for any of the following improvements or modifications:

- Addition of a new distribution reservoir with a capacity of 100,000 gallons or more
- Modification or extension of the existing distribution system using an alternative to the requirements of the California Waterworks Standards (see Sections 64570 through 64578)
- Modification of the water supply by:
  - Adding a new source
  - Changing the status of an existing source (for example, active to standby) or
  - Changing or altering a source, such that the quality or quantity of water supply could be affected
- Any addition or change in treatment, including
  - Design capacity
  - Process
- Expansion of the existing service area by 20 percent or more of the number of service connections specified in your current permit.

If your water system made any improvements or modifications during 2013 for which a permit was not obtained, please describe the improvements or modifications below.

Indicate any planned improvements or modifications for 2014.  
Storage tank cleaning, repair.

COMMENTS: [?](#)

## 13. COMPLAINTS REPORTED (WRITTEN OR VERBAL)

Type of Complaint	No. of Complaints Reported by Customers	No. of Complaints Investigated	No. of Complaints reported to CDPH	Brief Description of Cause and Corrective Action taken
Taste and Odor	0			
Color	0			
Turbidity	0			
Visible Organisms	0			
Pressure (High or Low)	0			
Water Outages	0			
Illnesses (Waterborne)	0			
Other (Specify)	0			
Total No. of Complaints*	0	0	0	

\*Calculated field

To update totals click here

COMMENTS:?

#### 14. SYSTEM PROBLEMS

Type of Problem	No. of Problems	No. of Problems Investigated	No. of Problems Reported to CDPH	Brief Description of Cause and Corrective Action Taken
Service Connection Breaks/ Leaks	1	1	0	Replaced lateral line and meter
Main Breaks/Leaks	0			
Water Outages?	0			
Boil Water Orders	0			
Total*	1	1	0	

To update totals click here

COMMENTS:?



#### 15. ONGOING WATER SYSTEM VIOLATIONS

Is your water system operating under a continuous violation?	<input type="text" value="No"/>
--	---------------------------------

If yes, respond to the following:

Type of violation (for example, specify "Nitrate MCL" violation if your wells exceeds the nitrate MCL of 45 mg/L	
Dates in 2013 that public notification was provided to users	
Corrective action taken in 2013	
Was bottled water provided to users?	<input type="text" value="--Pick one--"/>
If yes, how was bottled water provided, for example, direct delivery?	
Describe anticipated schedule to return to compliance	

COMMENTS: ?

## 16. WATER CONSERVATION AND DROUGHT PREPAREDNESS

Date of your revised Drought Preparedness Plan, if any:	10, 2013
If you experienced water shortages in 2013, please estimate the amount of shortfall in millions of gallons:	
Did drought conditions cause you to activate emergency standby wells in 2013?	<input type="text" value="No"/>
Do you project water shortages in the current calendar year?	<input type="text" value="No"/>
Did you implement NEW water conservation measures in 2013?	<input type="text" value="Yes"/>
If you implemented NEW water conservation measures in 2013, please estimate how much water was conserved in millions of gallons: .86 (MG) 8.9% % reduction in demand	
Do you anticipate having to go to mandatory rationing in the upcoming year?	<input type="text" value="No"/>
Are your water sources metered?	<input type="text" value="Yes"/>
Do you routinely monitor the <i>static</i> water levels in your wells?	<input type="text" value="Yes"/>
Do you routinely monitor the <i>pumping</i> water levels in your wells?	<input type="text" value="Yes"/>
Are these levels recovering, declining or steady?:	<input type="text" value="Declining"/>

Please list any other long term actions you are considering or planning:

COMMENTS: ?

**Disclosure: Be advised that Section 116725 and 116730 of the California Health and Safety Code states that any person who knowingly makes any false statement on any report or document submitted for the purpose of compliance may be liable for a civil penalty not to exceed five thousand dollars (\$5,000) for each separate violations for each day that the violation continues. In addition, the violators may be prosecuted in criminal court and upon conviction, be punished by a fine of not more than \$25,000 for each day of violation, or be imprisoned in county jail not to exceed one year, or both the fine and imprisonment.**