

Wynola Water District
Board of Directors
Meeting

May 21 , 2022
9:00am

Santa Ysabel Nature Center
22135 CA – 79 Santa Ysabel CA 92070

- 1. Call to Order**
- 2. Roll Call of Board of Directors**
- 3. Additions to Agenda**

4. Approval of meeting minutes of April 9, 2022

5. Public Comments: Opportunity for members of the public to address the Board on matters within the Board's jurisdiction. Person's addressing the Board are requested to state their name and address for the record.

6. Treasurer's Report: Bonni Cogan

Wynola Water District

Budget vs. Actuals: FY_2021_2022 - FY22 P&L

July 2021 - March 2022

	TOTAL		
	ACTUAL	BUDGET	OVER BUDGET
Income			
Income	0		0
County of San Diego	17,310	17,000	310
Interest Income	28		28
Property Transfer Fee	1,800		1,800
Water Sales	71,342	70,800	542
Water System Maintenance Fees	40,341	38,220	2,121
Total Income	130,821	126,020	4,801
Returned Check Charges	33		33
Water Usage Allowances	(1,768)		(1,768)
Total Income	\$129,086	\$126,020	\$3,066
GROSS PROFIT	\$129,086	\$126,020	\$3,066
Expenses			
Depreciation Expense	10,907	10,907	(0)
Expenses			
General & Administrative			
Bank Service Charges	12		12
Dues	1,717	680	1,037
Insurance	3,000	4,825	(1,825)
Meeting Expenses	618	455	163
Merchant Account Fees	686		686
Meter Readers	600	600	0
Office Expenses	0		0
Office Supplies	769	150	619
Postage and Delivery	116	0	116
Printing	76		76
Software	335		335
Total Office Expenses	1,296	150	1,146
Office Manager Fee	1,138	2,050	(912)
Payroll Expenses			
Payroll Service fees	282		282
Total Payroll Expenses	282		282
Professional Services			
Accountant	4,768		4,768
Auditor	4,600		4,600
Grant Writer	1,100		1,100
Legal	2,339		2,339
Water Rate Study	4,000		4,000
Webmaster	722	0	722
Total Professional Services	17,529	7,400	10,129
Storage Locker	675	675	0

Wynola Water District

Budget vs. Actuals: FY_2021_2022 - FY22 P&L

July 2021 - March 2022

	TOTAL		
	ACTUAL	BUDGET	OVER BUDGET
Total General & Administrative	27,553	16,835	10,718
Total Expenses	27,553	16,835	10,718
Water Service Operations			
Cert. Water Ops. Manager	10,026	8,000	2,026
Electric Services	3,814	5,300	(1,486)
Minor Repairs & Maintenance	8,871	25,350	(16,479)
Permits	3,222	3,300	(78)
Telephone	1,632	2,430	(798)
Water and Well Testing	1,115	1,500	(385)
Water Service Operations Assistant	2,745	950	1,795
Total Water Service Operations	31,426	46,830	(15,404)
Total Expenses	\$69,886	\$74,572	\$ (4,686)
NET OPERATING INCOME	\$59,200	\$51,448	\$7,752
NET INCOME	\$59,200	\$51,448	\$7,752

Wynola Water District

Balance Sheet Comparison

As of May 20, 2022

	TOTAL		
	AS OF MAY 20, 2022	AS OF MAY 20, 2021 (PY)	CHANGE
ASSETS			
Current Assets			
Bank Accounts			
Cash and Investments			
Chase Checking 7088	18,911	(70)	18,981
Chase Savings 3763	124,719		124,719
Community Valley Bank	100,000		100,000
Wells Fargo	101,521	305,307	(203,786)
Total Cash and Investments	345,152	305,237	39,915
Total Bank Accounts	\$345,152	\$305,237	\$39,915
Accounts Receivable			
Accounts receivable	3,144	2,504	640
Total Accounts Receivable	\$3,144	\$2,504	\$640
Other Current Assets			
Accounts Receivable - Other	0	0	0
Employee Advances	0		0
PrePaid Expenses	3,893		3,893
Undeposited Funds	0	0	0
Total Other Current Assets	\$3,893	\$0	\$3,893
Total Current Assets	\$352,188	\$307,741	\$44,447
Fixed Assets			
Net Fixed Assets			
Fixed Assets- Cost			
Fixed Assets- Cost	0	0	0
Construction In Progress	4,326	0	4,326
Land Improvements	27,145	27,145	0
Office and Furniture	1,778	0	1,778
Pumps, Valves and Equipment	269,701	223,900	45,800
Storage and Distribution system	366,714	366,714	0
Well Sites	101,283	101,283	0
Total Fixed Assets- Cost	770,946	719,042	51,904
Less Accumulated depreciation	(436,642)	(411,193)	(25,449)
Total Net Fixed Assets	334,305	307,849	26,455
Total Fixed Assets	\$334,305	\$307,849	\$26,455
Other Assets			
Security Deposit	100		100
Total Other Assets	\$100	\$0	\$100
TOTAL ASSETS	\$686,593	\$615,590	\$71,003

Wynola Water District

Balance Sheet Comparison

As of May 20, 2022

	TOTAL		
	AS OF MAY 20, 2022	AS OF MAY 20, 2021 (PY)	CHANGE
LIABILITIES AND EQUITY			
Liabilities			
Current Liabilities			
Accounts Payable			
Accounts payable	293	0	293
Total Accounts Payable	\$293	\$0	\$293
Other Current Liabilities			
Accounts Payable - Other	478	1,437	(958)
Payroll Taxes Payable	9		9
Prepaid Water Fees	0		0
Total Other Current Liabilities	\$488	\$1,437	\$ (949)
Total Current Liabilities	\$781	\$1,437	\$ (656)
Total Liabilities	\$781	\$1,437	\$ (656)
Equity			
Net Investment in Capital Asset	293,307	305,984	(12,677)
Opening Bal Equity	0	0	0
Unrestricted	338,015	215,034	122,981
Net Income	54,490	93,136	(38,645)
Total Equity	\$685,812	\$614,153	\$71,659
TOTAL LIABILITIES AND EQUITY	\$686,593	\$615,590	\$71,003

7. Office Manager's Report: Karen Kincaid

8. Old Business:

- a) Report by the Board President
(this will include the actions taken
to date since the last board
meeting on April 9, 2022.)**

8. Old Business:

b) Report from WWD Water Operator Buddy Seifert regarding system status, leak detection, flushing schedule, well closure process, water treatment system and ongoing maintenance needs of the District.

Supergraph, Pump House- Well 3

12 hours 1 day 3 days May 21 01:47:36 AM - May 21 07:47:36 AM (6 Hours)

Analog Inputs

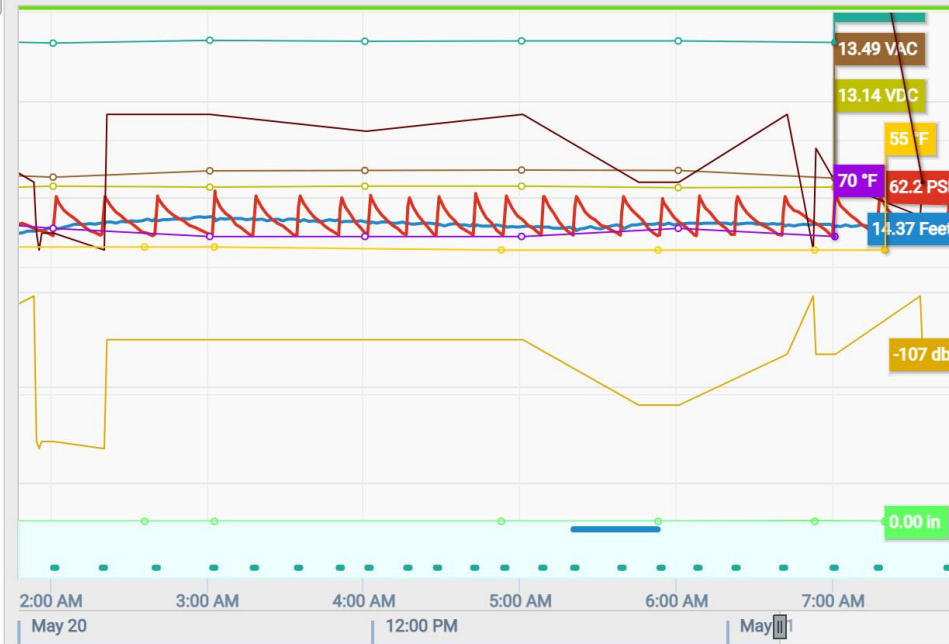
- Tank 1 Level
- Distribution
- Pressure
- Alarm Thresholds

Device Performance

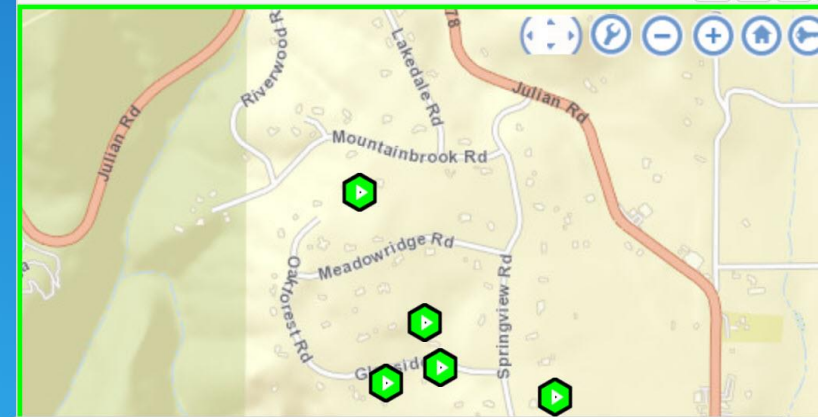
- Signal
- Signal Quality
- Signal Power
- Battery
- AC Power
- Aux Power Supply
- Temperature
- Online
- Dallas Keys

Weather

- Ramona, CA (KRNM)
- Temperature
 - Rainfall



Map



Tank and Well Overview

Well 7
Well 9
Well 10
Well 11
Well 3

Tank 1 : Tank 1 Le...
14.37 Feet

Well 3

All Normal

Tank 1 Level: 14.37 Feet
Distribution: 62.2 PSI
Pressure: 62.2 PSI

Well 3
Booster Pump 1
Booster Pump 2
Pumphouse Flood

Well 3 Call
Relay 2
Relay 3

A.C.: 13.5 VAC
VAu: 23.5 V
Batt: 13.1 VDC
Tem: 70.0 °F
RSRI: -107.0 dBm

RTU View, Well 7

All Normal

Well Level: 139.0 Feet

Pump Run

Well Call
Relay 2
Relay 3

A.C.: 13.1 VAC
VAu: 23.7 V
Batt: 12.9 VDC
Tem: 57.0 °F
RSRI: -117.0 dBm

RTU View, Well 9

All Normal

Well Level: 177.5 Feet

Pump Run

Well Call
Relay 2
Relay 3

A.C.: 14.1 VAC
VAu: 23.5 V
Batt: 13.2 VDC
Tem: 57.0 °F
RSRI: -108.0 dBm

RTU View, Well 10

All Normal

Well Level: -75.0 Feet

Pump Run

Well Call
Relay 2
Relay 3

A.C.: 13.6 VAC
VAu: 23.7 V
Batt: 13.1 VDC
Tem: 57.0 °F
RSRI: -84.0 dBm

RTU View, Well 11

All Normal

Well Level: 255.6 Feet

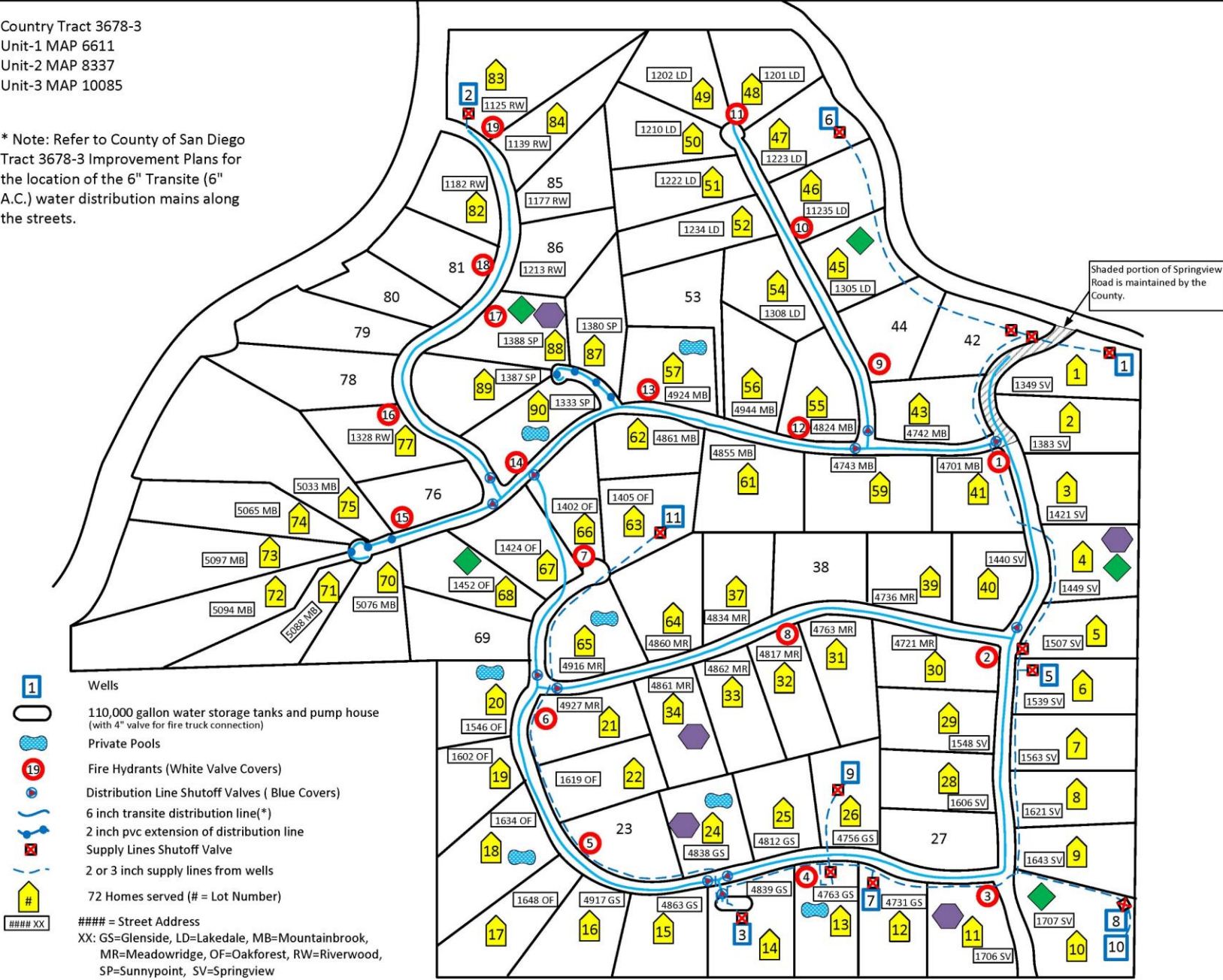
Pump Run

Well Call
Relay 2
Relay 3

A.C.: 14.1 VAC
VAu: 24.0 V
Batt: 13.1 VDC
Tem: 57.0 °F
RSRI: -100.0 dBm

Country Tract 3678-3
 Unit-1 MAP 6611
 Unit-2 MAP 8337
 Unit-3 MAP 10085

* Note: Refer to County of San Diego
 Tract 3678-3 Improvement Plans for
 the location of the 6" Transite (6"
 A.C.) water distribution mains along the streets.



Shaded portion of Springview
 Road is maintained by the
 County.

- 1 Wells
- 110,000 gallon water storage tanks and pump house (with 4" valve for fire truck connection)
- ~ Private Pools
- Fire Hydrants (White Valve Covers)
- Distribution Line Shutoff Valves (Blue Covers)
- 6 inch transite distribution line(*)
- 2 inch pvc extension of distribution line
- Supply Lines Shutoff Valve
- 2 or 3 inch supply lines from wells
- # 72 Homes served (# = Lot Number)
- #### XX #### = Street Address
- XX: GS=Glenside, LD=Lakedale, MB=Mountainbrook, MR=Meadowridge, OF=Oakforest, RW=Riverwood, SP=Sunnypoint, SV=Springview

Water Sampling

Wynola Water District
 PO Box 193
 Santa Ysabel, CA 92070

Sampler: B.A. Keresztury
 PO Box 301
 Julian, CA 92036
 760-765-0693

Lab: EnviroMatrix
 Analytical, Inc.
 4340 Viewridge Ave., Ste A
 San Diego, CA 92123
 858-560-7717
 www.enviromatrixinc.com

- ◆ 5 Bacteriological Sample Sites (Lots 4, 11, 24, 34 & 88)
- ◆ 5 Lead & Copper Sample Sites -All homes built after 1982 (Lots 4, 10, 45, 68 & 88)

Wynola Water District
 Service Area

9. New Business:

- **Reports from Board Members**

PROGRAM GUIDELINES

Low Income Household Water Assistance Program (LIHWAP)

April 11, 2022



I. INTRODUCTION

The California Department of Community Services and Development (CSD) developed the following Program Guidelines for the federal Low Income Household Water Assistance Program (LIHWAP) Fiscal Year (FY) 2022-24, offering a program design to support the administration of the one-time federally funded relief program providing financial assistance to low-income households to reduce water and wastewater arrearages prior to and during the COVID-19 pandemic.

On December 27, 2020, the Consolidated Appropriations Act was signed into law and appropriated \$638 million to LIHWAP. Additionally, on March 11, 2021, the American Rescue Plan Act appropriated \$500 million to LIHWAP. LIHWAP is administered at the federal level by the U.S. Department of Health and Human Services (HHS). CSD was named by Governor Gavin Newsom as the designated agency to administer LIHWAP for the State of California. HHS approved [California's LIHWAP State Plan](#) on November 8, 2021.

CSD has been serving low-income communities for more than 50 years. A state department under the California Health and Human Services Agency, CSD has traditionally partnered with a network of non-profit and local government organizations (commonly referred to as Local Service Providers [LSPs]) dedicated to reducing poverty by helping low-income individuals and families achieve and maintain economic security, meet their home energy needs, and reduce their utility costs through energy efficiency upgrades and access to clean renewable energy.

VI. HOUSEHOLD ELIGIBILITY

LSPs are responsible for determining household eligibility in accordance with CSD's eligibility and verification requirements established for LIHEAP. LIHWAP's specific eligibility requirements include:

Applicant	<ul style="list-style-type: none">• An applicant must have debt owed to a water system from nonpayment (past due balance) of residential accounts that accrued during any time period; OR<ul style="list-style-type: none">○ An applicant with water or wastewater utilities included in rent must be past due on their rent.• Given that LIHWAP benefits must be paid directly to water systems, the applicant's servicing water or wastewater provider must be enrolled to receive direct payment of LIHWAP assistance in order for the applicant to complete successful enrollment in LIHWAP and receive financial assistance. <p>Applicants who are current on their water or wastewater bill are ineligible for benefits under the program.</p>
-----------	---

Income	<ul style="list-style-type: none">▪ Total household income must be at or below 60 percent State Median Income (SMI); OR▪ A member of the household must be a current recipient of one of the following federal programs:<ul style="list-style-type: none">○ LIHEAP○ CalFresh○ CalWORKs
Documentation	<ul style="list-style-type: none">▪ Proof of income from all household members OR<ul style="list-style-type: none">○ Proof of participation in CalFresh or CalWORKs, or received LIHEAP assistance in the past 120 days.▪ Proof of Identification from applicant by providing a copy of government-issued identification.▪ Copy of water or wastewater bill indicating past due balance or property tax bill if water or wastewater arrearages can be identified.▪ A household with water or wastewater utilities included in rent must be past due on their rent. The following documentation is required:<ul style="list-style-type: none">○ Copy of signed landlord agreement confirming the landlord-tenant relationship and that water and/or wastewater utilities are included in rent, the number of months the tenant is past due, and the amount of water and/or wastewater utilities past due.○ Copy of water and/or wastewater utility bill for services provided to the rental property occupied by the renter applicant.

On Thu, May 12, 2022 at 4:36 PM Sandie McCann_ <sandiemccann7@gmail.com> wrote:

Dear Jim and Karen,

Cal Fire came to inspect our property for fire safety and some very interesting San Diego County programs came to light that could benefit our neighborhood.

1. Free brush clearing provided to those who are unable to do this for themselves. There are qualifications that need to be met, but apparently if you need help it is given. Link below

<https://firesafesdcounty.org/dsap/>

2. A free emergency assistance Knox box to assist firefighters in the event you need assistance and cannot get to the door. This prevents damage to the front door or windows. Only firefighters have the key to open the box (not law enforcement) saving valuable time for the patient while they locate another entrance to the home. This will also appear on the dispatch emergency call information that the person has a Knox box and where it is located on the outside of the home. Link below

<https://www.sandiegocounty.gov/content/sdc/sdcfa/crr/ResidentialKnoxBox.html>

3. A baseline exterior home inspection program began in 2019 and was interrupted in 2020 by the pandemic. Cal Fire plans on doing exterior home inspections every 3 years in an ongoing program of fire damage prevention.



The Defensible Space Assistance Program (DSAP) is designed to assist homeowners that need to create defensible space, and are not able to do so because of physical, economic or other barriers. It is imperative that all homeowners maintain at least 100 feet of defensible space around their homes to aid in protecting themselves and their communities from the devastation of wildfire.

The population targeted for the DSAP program is those who are not able to do this work for themselves because of physical, economic, or other barriers. For example, low-income homeowners and physically disabled or elderly individuals who are unable to pay a contractor. The property owner must be the individual to apply for the DSAP Program. Each application will be carefully considered.



DSAP Services Provided:

- Brush and tree trimming/thinning.
- Dead tree removal, if funding permits and is applicable.
- Raking of dead leaves and pine needles.
- Chipping of removed vegetation. Chips are left onsite.
- On-site education about effective defensible space.
- Initial one-day defensible space clean up.

Programs

No-Cost Chipping

Defensible Space Assistance Program

Regional Priority Plan

Workshops

Post Disaster Recovery

What's New

2022 Prepare in a Year Campaign

CERT Academy

GIS Internship

Annual Community Wildfire Protection Plan Workshop

CA Forest Stewardship Workshop Series

Please follow the link to the online form to sign up for the program. If you do not have internet access, please call the Fire Safe Council at 619-562-0096 to sign up.

Guidelines:

- You must be the legal owner of the property to be cleared.
- You must be unable to complete this work due to physical, economic and/or other barriers.
 - One person household: Income is less than \$50,940 annually.
 - Two person household: Income is less than \$58,180 annually.
 - Three person household: Income is less than \$65,480 annually.
 - Four person household: Income is less than \$72,720 annually.
 - Five person household: Income is less than \$78,580 annually.

Low income threshold is determined by the 2021 guidelines for San Diego County Very Low Income. Proof of monthly/yearly income by income tax return, or other comparable means may need to be shared. Income that will be considered is total gross income (income prior to deductions, not gross adjusted income).

Notes:

- This program is funding dependent and services are offered on a first-come, first-served basis as program funds are available.
- This program is offered by the Fire Safe Council San Diego County in partnership with the Resource Conservation District of Greater San Diego County. Funding is currently provided by grants from San Diego Gas & Electric, San Diego River Conservancy, and the United States Forest Service. In accordance with Federal law and U.S. Department of Agriculture policy, this institution is prohibited from discrimination on the basis of race, color, national origin, sex, age, or disability.



MENU ▾

[VOLUNTEER OPPORTUNITIES](#)

[BOARD OF DIRECTORS MEETINGS](#)

[EMERGENCY MEDICAL SERVICES](#)

Residential KnoxBox Program



When San Diego County Fire is called upon to help during emergencies, our mission is clear. We reach those in need, as quickly and safely as possible.

Sometimes, we must overcome barriers. Locked doors are among those barriers, when residents cannot reach them due to their conditions.

Our Residential KnoxBox Program is designed to give residents a back-up plan to be accessible during crisis.

Qualifying residents will receive a lock box at no cost. Inside, a spare house key can be stored for access by County Fire during emergencies. County Fire will install the box.

Who Qualifies

Residents who live in Deer Springs Fire Protection District, Ramona Municipal Water District, or San Diego County Fire's service area and identify with at least one of the following:

- 62 years of age or older
- Have a disability
- Needs assistance with one or more Major Life Activity

How to Apply

Fill out an [Online Application](#)

or

Fill out an [Application Form \(pdf\)](#) and return to the Community Risk Reduction Division by email or sending it by US mail to:

San Diego County Fire
Community Risk Reduction
5510 Overland Ave, Suite 250
San Diego, CA 92123

Contact Us

Email:

FireCRR@sdcounty.ca.gov

Phone:

(858) 974-5744

Select Language ▾

Powered by [Google Translate](#)



Resources

[Fire Safe Council of San Diego County](#)

[Community Emergency Response Team](#)

[Aging and Independence Services](#)

[More Services](#)



Popular Services


10. Motion to adjourn

Next Meeting: June 11, 2022

(2nd Saturday of the month)

9:00 a.m.

Santa Ysabel Nature Center



Wynola Water District
Board of Directors
Meeting

May 21, 2022
9:00am

Santa Ysabel Nature Center
22135 CA – 79 Santa Ysabel CA 92070