
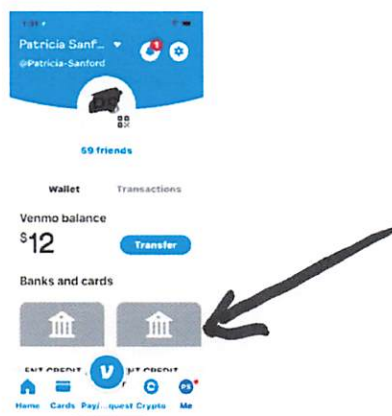
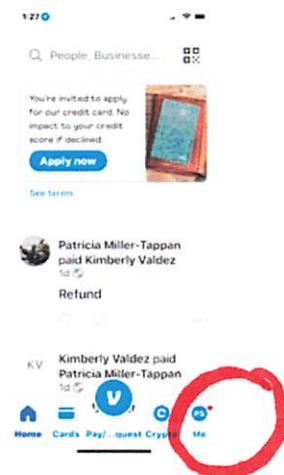


Venmo Instructions

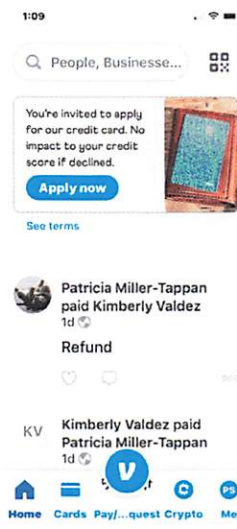
1. Download App in App Store:



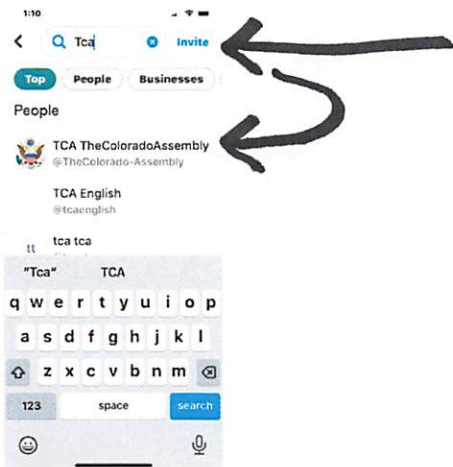
2. Once the app is downloaded, you will have to add a bank account and/or credit/debit card: Hit "Me" on lower right side:



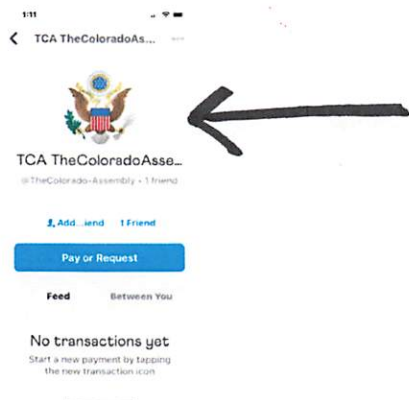
Once you have the app linked to your bank account, you can then link to a credit card or debit card



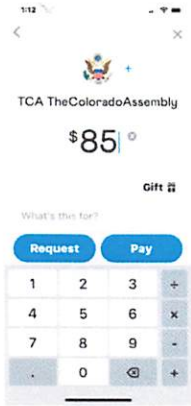
In the “People, Business” bar, search for TCA The Colorado Assembly. You know it is the right location when you see the Federation Seal, and @TheColorado-Assembly.



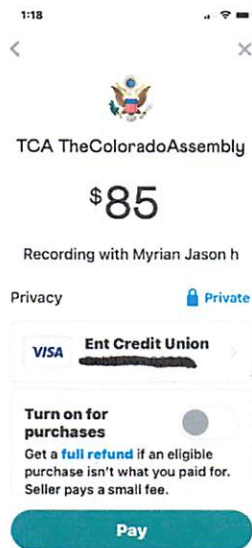
Hit the correct location.



Type in the amount you need to pay: \$85 for 1779, \$125 for 928, \$150 for both 1779 and 928, and \$20 for single document recording;



You will have to enter “what’s this for”. Please put “Recording by _____(Recorder), 1779, Your name (first, last). If you don’t do this, you will not get credit for your payment.



Hit “pay”. You will get an email receipt that you need to send to your recorder for his/her receipt.