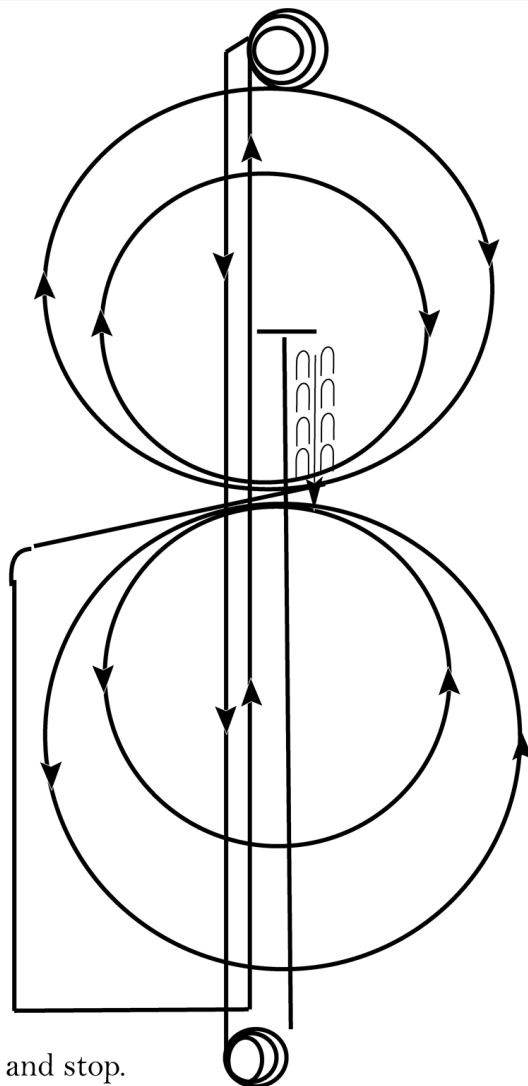


63rd Annual WMQHA

All AQHA Cow Horse/ Pattern# 5

Show Date: 08-16-2025



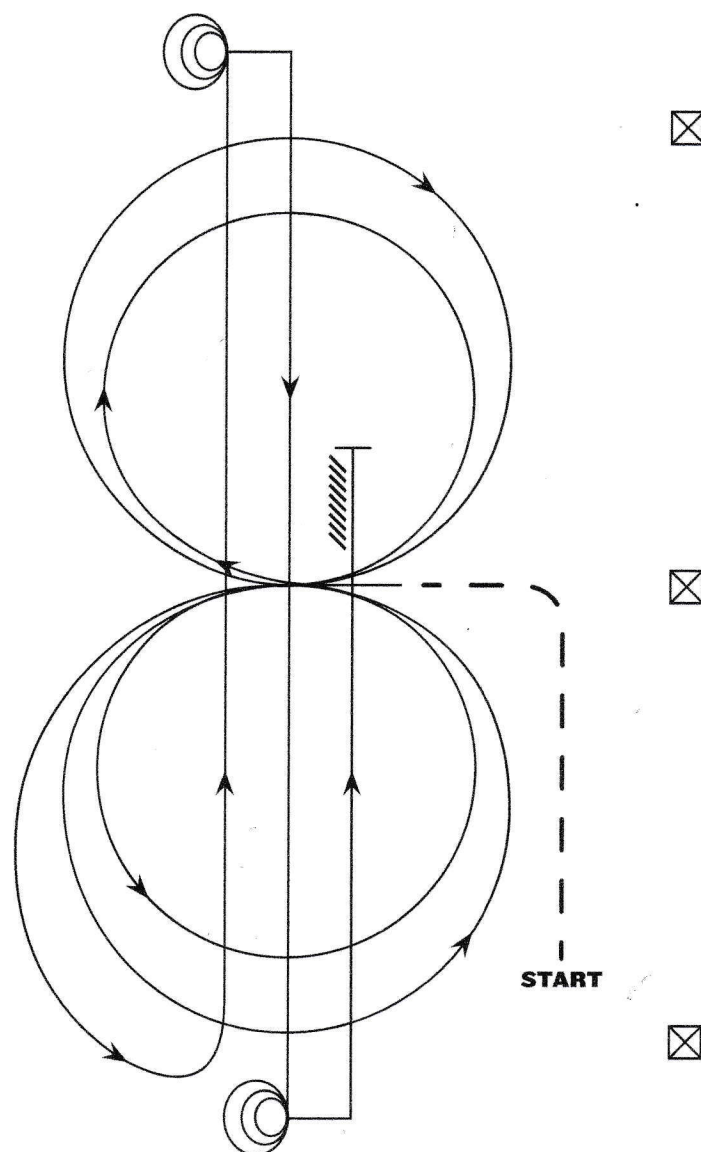
Pattern 5

1. Start at end of arena.
2. Run past the center marker and stop.
3. Back up at least 10 feet.
4. Complete 1/4 turn to the left.
5. Complete 2 circles to the left, the first one large and fast and the second small and slow. Change leads at the center of the arena.
6. Complete two circles to the right, the first one small and slow, the second large and fast. Change leads at the center of the arena.
7. Continue around the end of arena without breaking gait or changing leads, run down center of arena past end marker, come to a square sliding stop.
8. Complete 3 1/2 spins to the right.
9. Run down center of arena past end marker and come to a square sliding stop.
10. Complete 3 1/2 spins to the left.
11. Hesitate to complete pattern.

[NRCHAWC/5]

Pattern Provided by:

The Judges

VRH AND RHC RANCH REINING PATTERN 7

Mandatory Marker along Fence or Wall: The judge shall indicate with markers on arena wall or fence the center of pattern. Judge shall also place markers on fence or wall at least 50' from each end of the arena.

Ride pattern as follows: Trot to center of arena and stop or walk before departure. Start pattern facing toward judge.

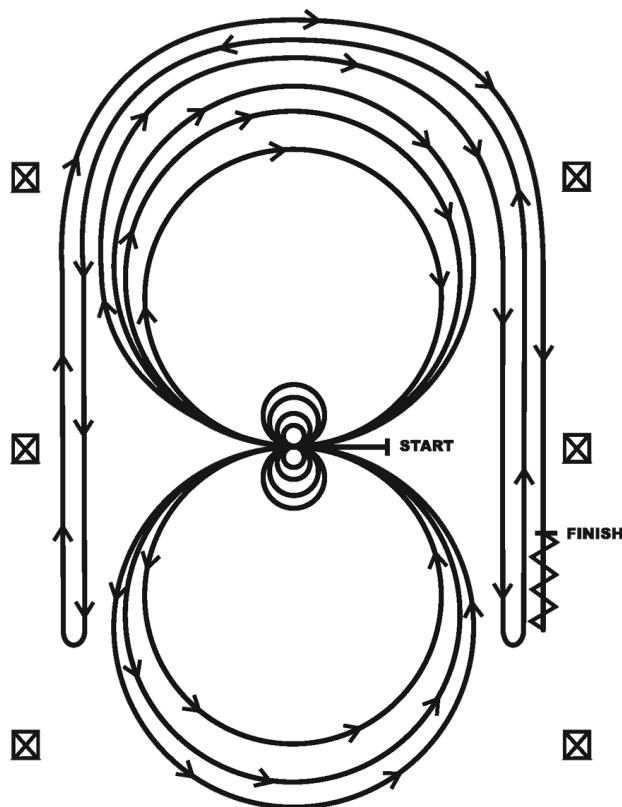
1. Beginning on left lead, complete two circles to the left - the first one large and fast, the second one small and slow. Change leads at center of arena.
2. Complete two circles to the right - the first one large and fast, the second one small and slow. Change leads at center of arena.
3. Begin a circle to the left, but do not close this circle. Continuing around the end of arena, run up the center, past end marker, and do a sliding stop.
4. Complete 3 1/2 spins to the left.
5. Run down to other end of arena, past the end marker, and do a sliding stop.
6. Complete 3 1/2 spins to the right.
7. Run past the center marker and do a sliding stop. Back at least 10 feet. Hesitate to show completion pattern

63rd Annual WMQHA

All AQHA/APHA Reining / Pattern # 8

Show Date: 08-16-2025

REINING PATTERN 8



Horses may walk or jog to the center of arena. Horses must walk or stop prior to starting pattern. Beginning at the center of arena facing the left wall or fence.

1. Complete four spins to the left. Hesitate.
2. Complete four spins to the right. Hesitate.
3. Beginning on the right lead, complete three circles to the right: the first circle large and fast; the second circle small and slow; the third circle large and fast. Change leads at the center of the arena.
4. Complete three circles to the left: the first circle large and fast; the second circle small and slow; the third circle large and fast. Change leads at the center of the arena.
5. Begin a large circle to the right but do not close this circle. Run straight down the right side of the arena past the center marker and do a left rollback at least twenty feet (six meters) from the wall or fence—no hesitation.
6. Continue back around the previous circle but do not close this circle. Run down the left side of the arena past the center marker and do a right rollback at least twenty feet (six meters) from the wall or fence—no hesitation.
7. Continue back around the previous circle but do not close this circle. Run down the right side of the arena past the center marker and do a sliding stop at least twenty feet (six meters) from the wall or fence. Back up at least ten feet (three meters). Hesitate to demonstrate completion of the pattern.

[R/AQHAP-8]

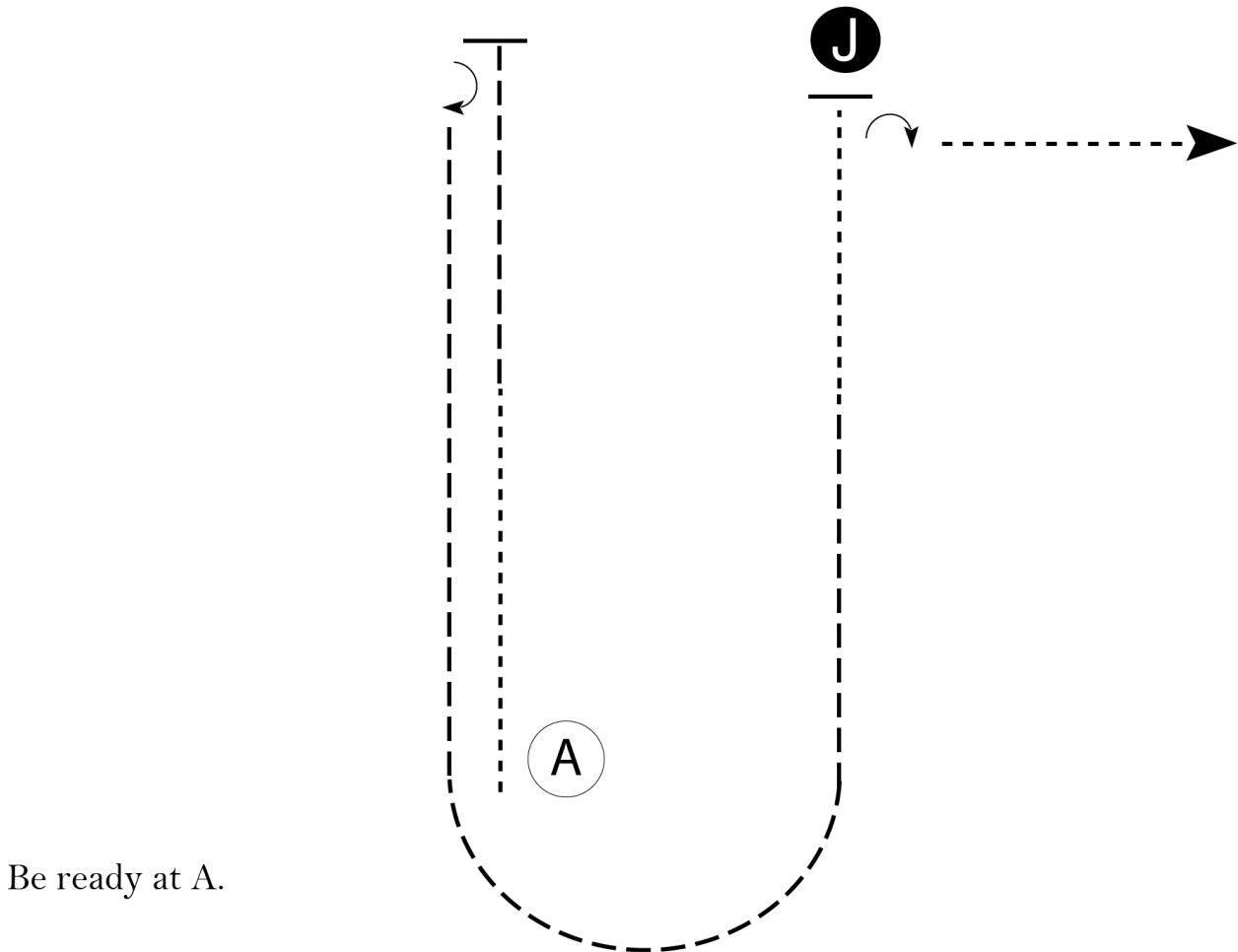
Pattern Provided by:

The Judges

63rd Annual WMQHA

AB 10 & Under and QH Small Fry Showmanship

Show Date: 08-16-2025 Buckle 10&Under



Be ready at A.

1. Walk halfway from A to judge.
2. Trot until even with judge.
3. Stop and perform a 180 degree turn.
4. Trot to and around A and halfway to judge.
5. Walk to judge.
6. Stop and set up for inspection.
7. When dismissed, perform a 90 degree turn.
8. Walk straight away from judge.

Follow the instructions of your ring steward.

Walk	-----
Trot	- - - - -
Back	← ⇐⇐⇐⇐
Marker	ⓑ
Judge	ⓐ

[S/WT-77]

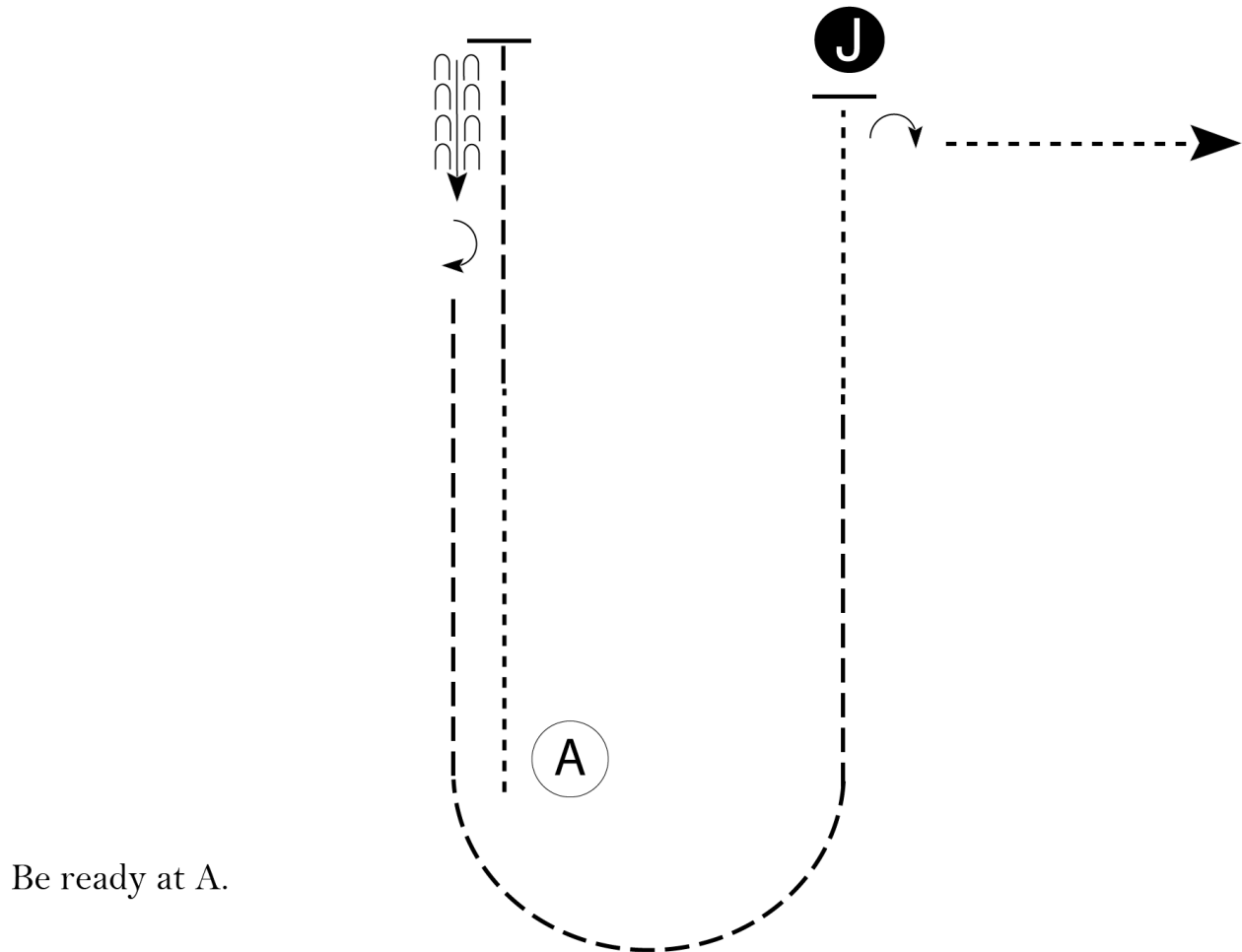
Pattern Provided by:

The Judges

63rd Annual WMQHA

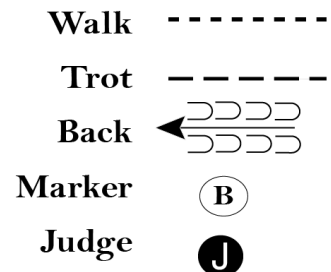
AB All Ages & All Rookie & Level 1 Showmanship

Show Date: 08-16-2025 Buckle Yth, Open & Adult



Be ready at A.

1. Walk halfway from A to judge.
 2. Trot until even with judge.
 3. Stop and back approximately two horse lengths.
 4. Perform a 180 degree turn.
 5. Trot to and around A and halfway to judge.
 6. Walk to judge.
 7. Stop and set up for inspection.
 8. When dismissed, perform a 90 degree turn.
 9. Walk straight away from judge.
- Follow the instructions of your ring steward.



[S/1-77]

Pattern Provided by:

The Judges

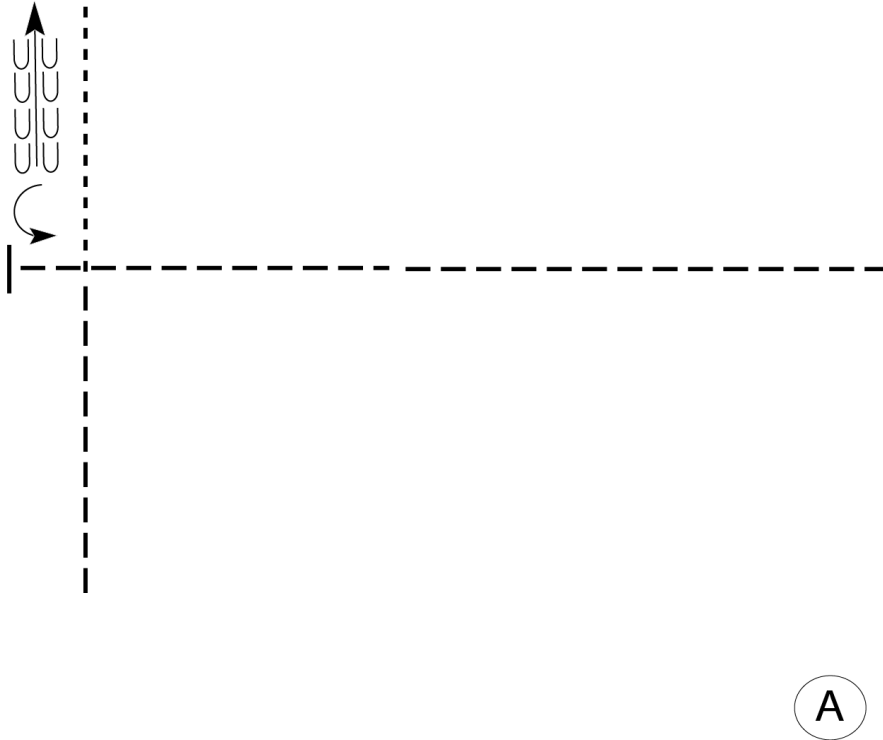
63rd Annual WMQHA

All Walk/Trot and Small Fry Horsemanship

Show Date: 08-16-2025 Buckle WT

www.HorseShowPatterns.com

www.HorseShowPatterns.com



Be ready at A.

1. Perform a jog from A and a square corner toward center of pattern.
2. Continue the jog in a straight line.
3. Stop and perform a 1/4 turn to the left.
4. Back approximately one horse length
5. Walk until you cross your line.
6. Exit arena at a jog.

Walk	-----
Jog	- - - - -
Extended Jog	— — — —
Lope	
Lead Change	
Back	
Marker	(B)

[WH/WT-104]

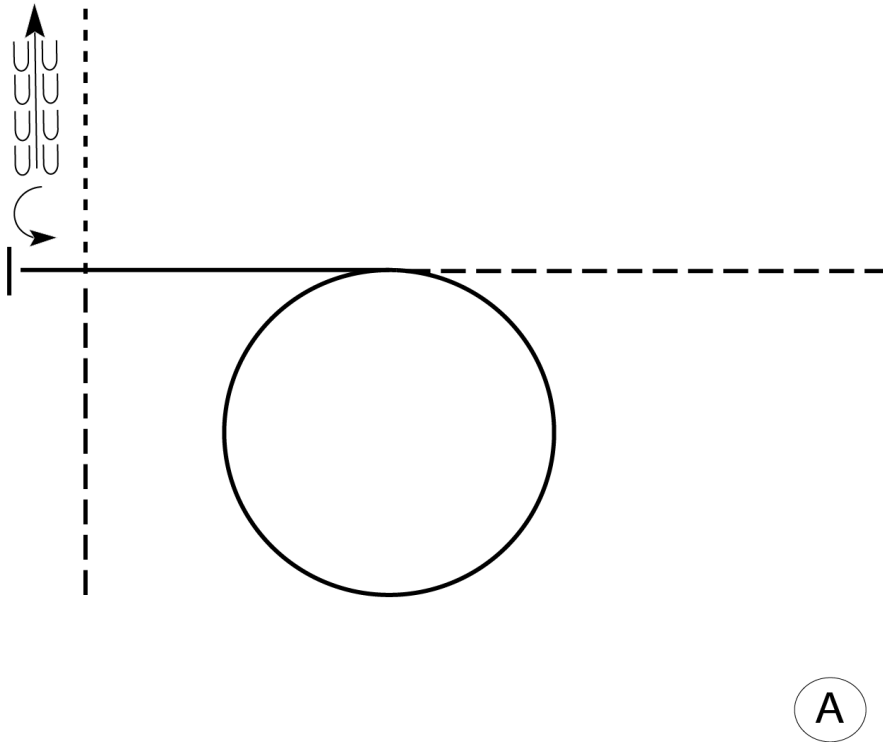
Pattern Provided by:

The Judges

63rd Annual WMQHA

Open AB & All Rookie & Level 1 Horsemanship

Show Date: 08-16-2025 Buckle Yth, Open & Adult



Be ready at A.

1. Perform a jog from A and a square corner toward center of pattern.
2. Lope a left lead circle.
3. Close the circle and continue loping on the left lead in a straight line.
4. Stop and perform a 1/4 turn to the left.
5. Back approximately one horse length.
6. Walk until you cross your line.
7. Exit arena at a jog.

Walk	-----
Jog	- - - - -
Extended Jog	— — — —
Lope	
Lead Change	
Back	
Marker	ⓑ

[WH/1-104]

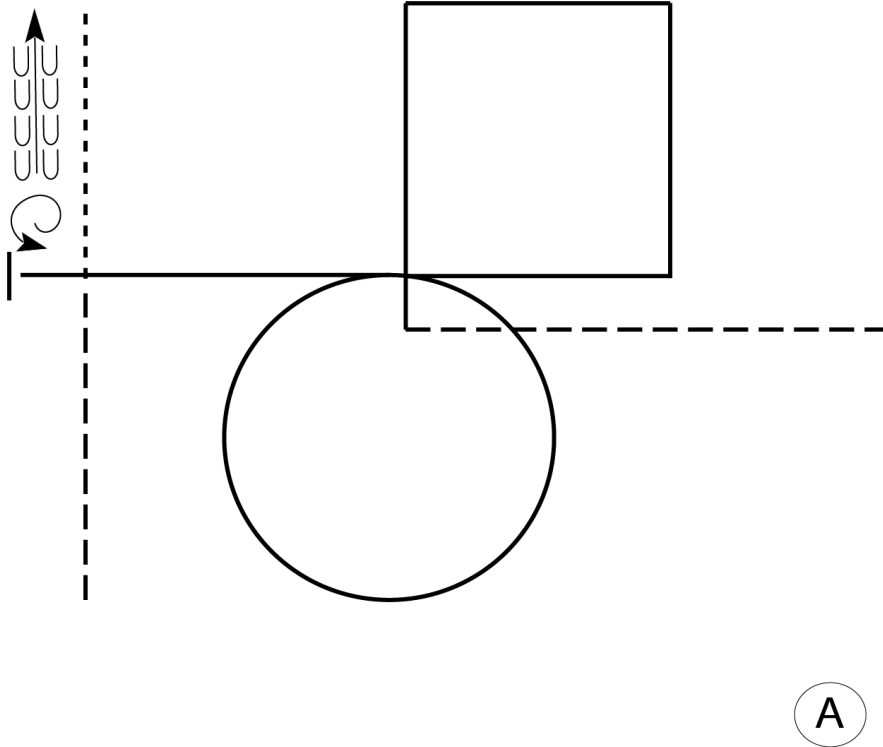
Pattern Provided by:

The Judges

63rd Annual WMQHA

APHA/AQHA Yth, Am & Select Horsemanship

Show Date: 08-16-2025



Be ready at A.

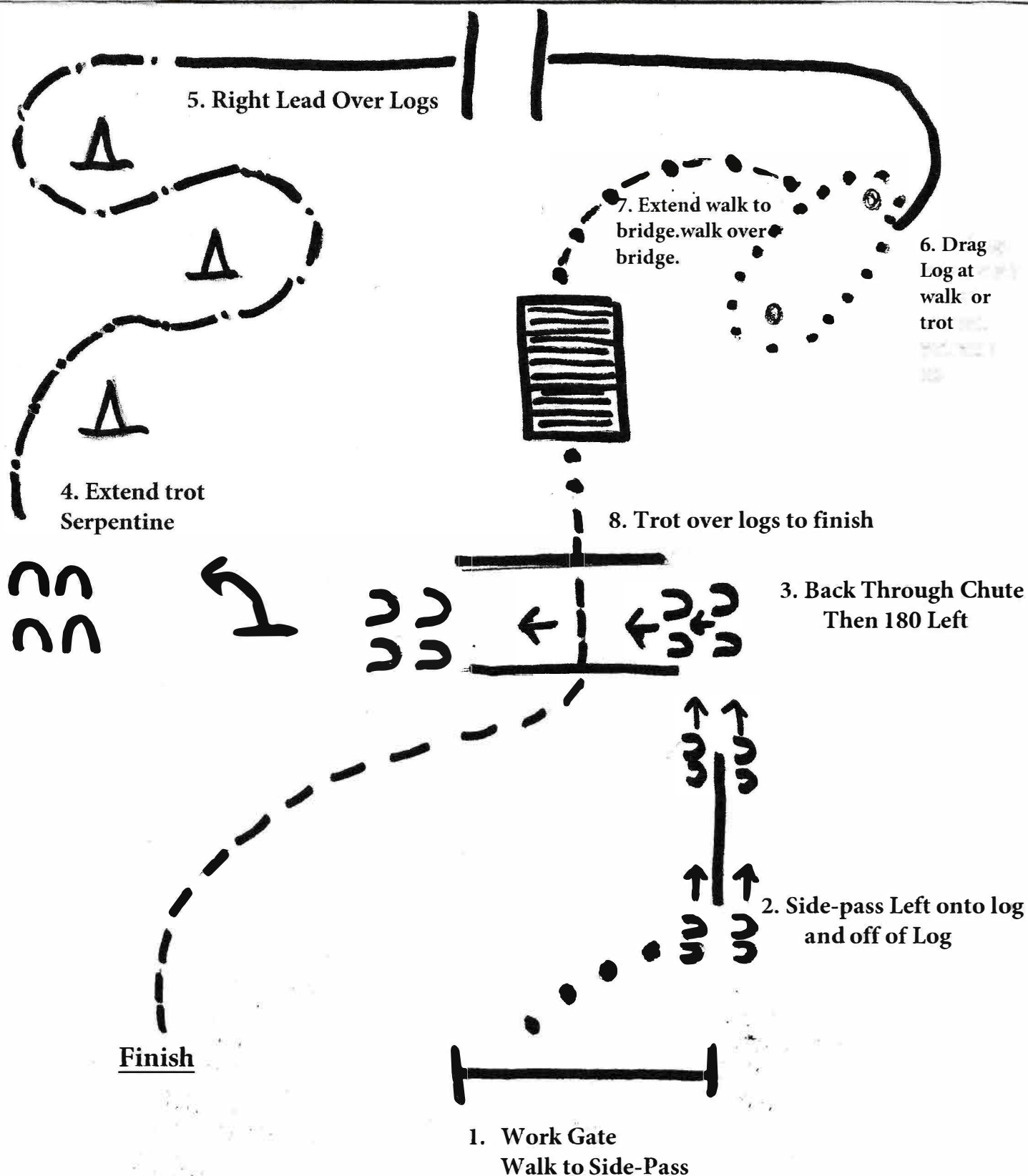
1. Perform a jog from A and a square corner toward center of pattern.
2. Make a square corner right at center.
3. Lope a right lead square.
4. Change leads at center and lope a left lead circle.
5. Close the circle and continue loping on the left lead in a straight line.
6. Stop and perform a 1 1/4 turn to the left.
7. Back 5 steps.
8. Walk until you cross your line.
9. Exit arena at a jog.

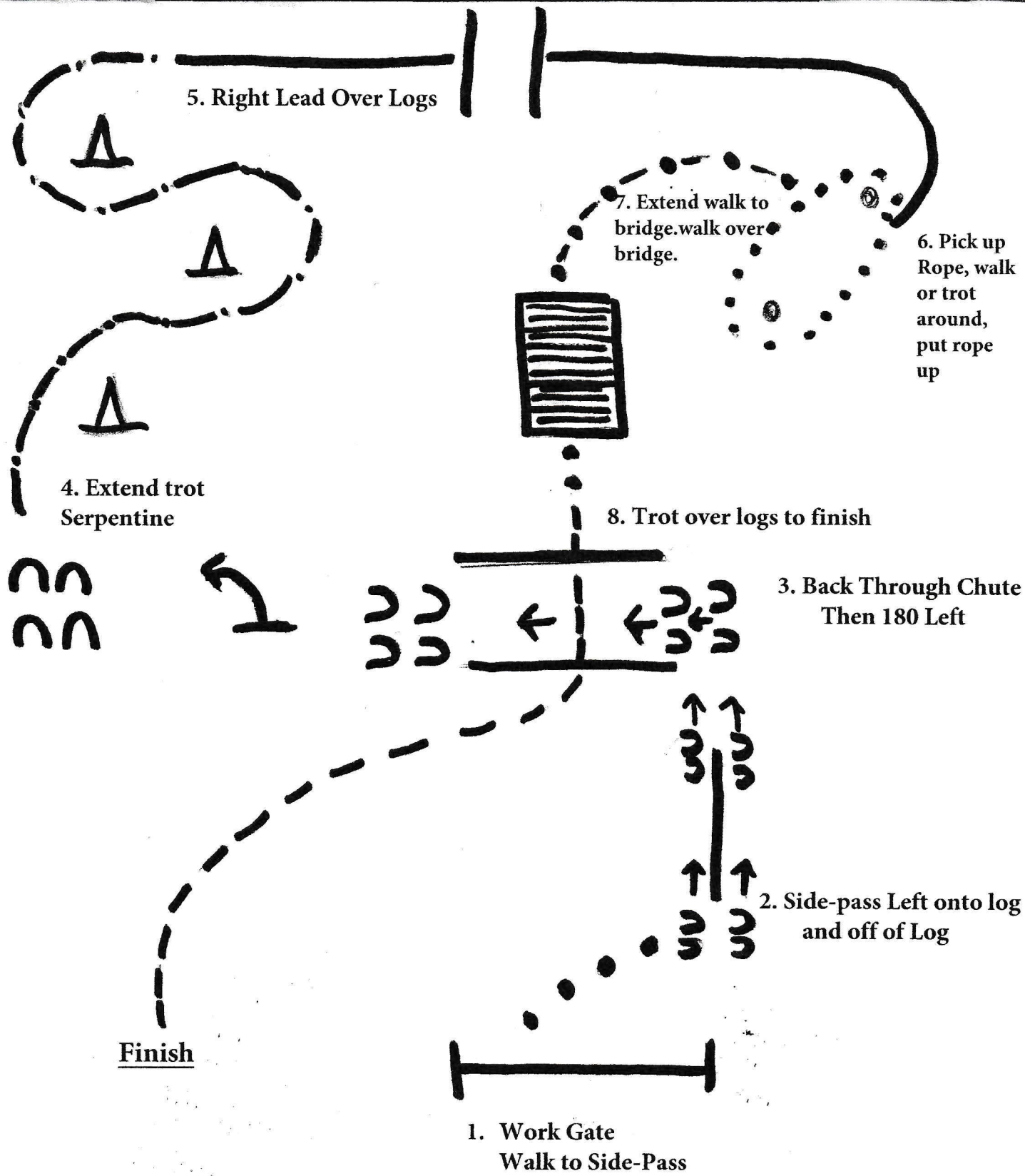
Walk	-----
Jog	- - - - -
Extended Jog	- _ _ _ -
Lope	
Lead Change	
Back	
Marker	ⓑ

[WH/2-104]

Pattern Provided by:

The Judges

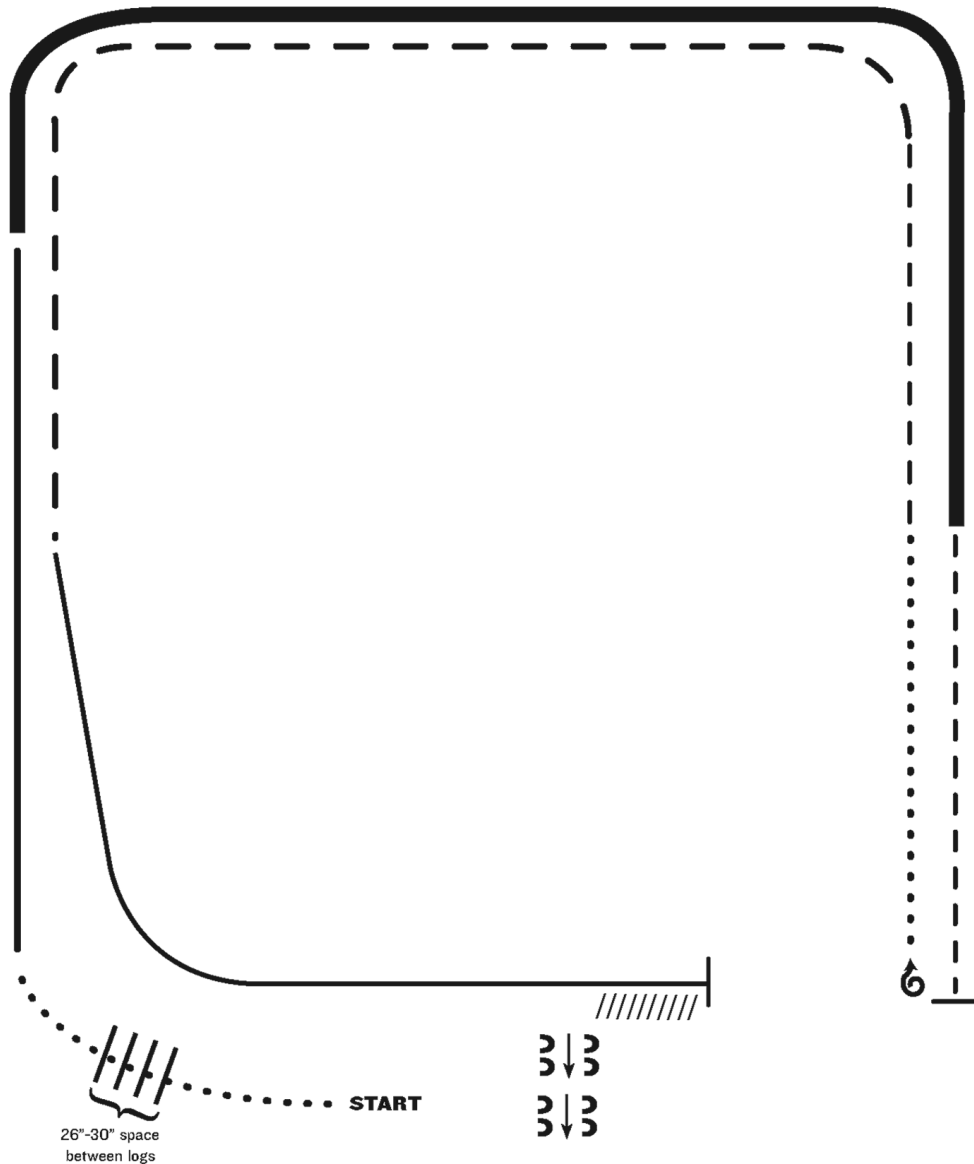




63rd Annual WMQHA

All AQHA/APHA Ranch Riding (Except W/TR)

Show Date: 08-16-2025 Buckle Ranch Riding



1. Walk
2. Walk over logs
3. Lope right lead (WT: Trot)
4. Extended lope (right lead) (WT; Ext Trot)
5. Trot
6. Stop, 1 1/2 turns right
7. Walk
8. Trot
9. Extended trot
10. Lope left lead (WT: Trot)
11. Stop and Back
12. Side pass right

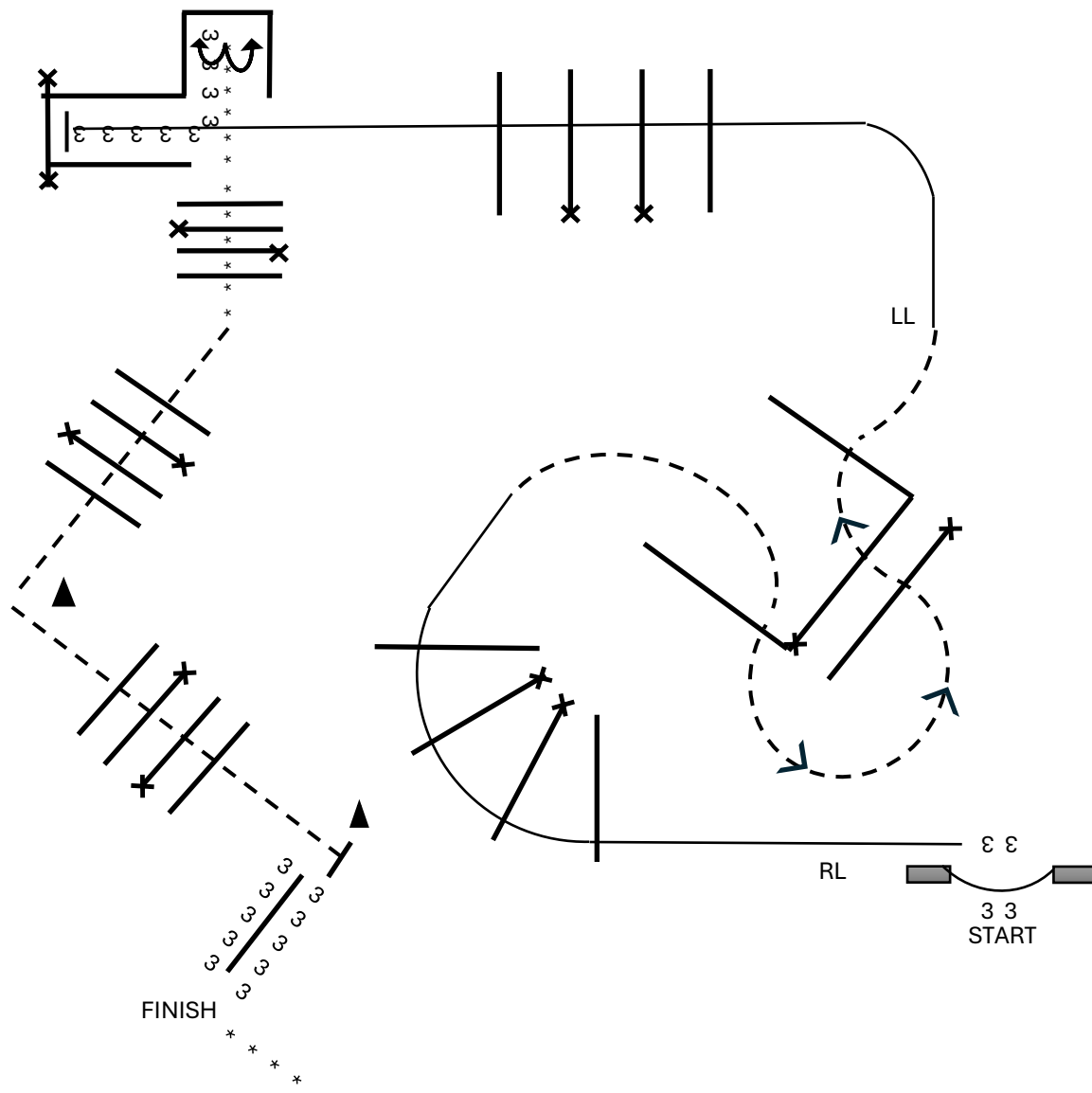
Note: The drawn description of this pattern is only intended for the general depiction of the pattern. Exhibitors should utilize the arena space to best exhibit their horses.

[RR/AQHA-6]

Pattern Provided by:

The Judges

Western Montana QHA August Show



AQHA CLASSES
262 Y, 263 AM SEL, 264 AM, 265 SR

BE READY AT GATE (LHP)
OPEN GATE, WALK THROUGH GATE, CLOSE GATE
LOPE (RL) OVER POLES
JOG OVER POLES AS SHOWN
LOPE (LL) OVER POLES INTO CHUTE
BACK CHUTE AND INTO BOX
TURN 360 DEGREES EITHER DIRECTION
WALK OUT OF BOX OVER POLES
JOG OVER POLES AND AROUND CONE AND OVER POLES
STOP AND SETTLE HORSE AT CONE
SIDEPASS RIGHT OVER POLE
WALK OUT

WALK	* * * * *
JOG	- - - - -
LOPE	ε ε ε ε ε
BACK	ω ω ω ω ω
SIDEPASS	ω ω ω ω ω

Western Montana QHA August Show

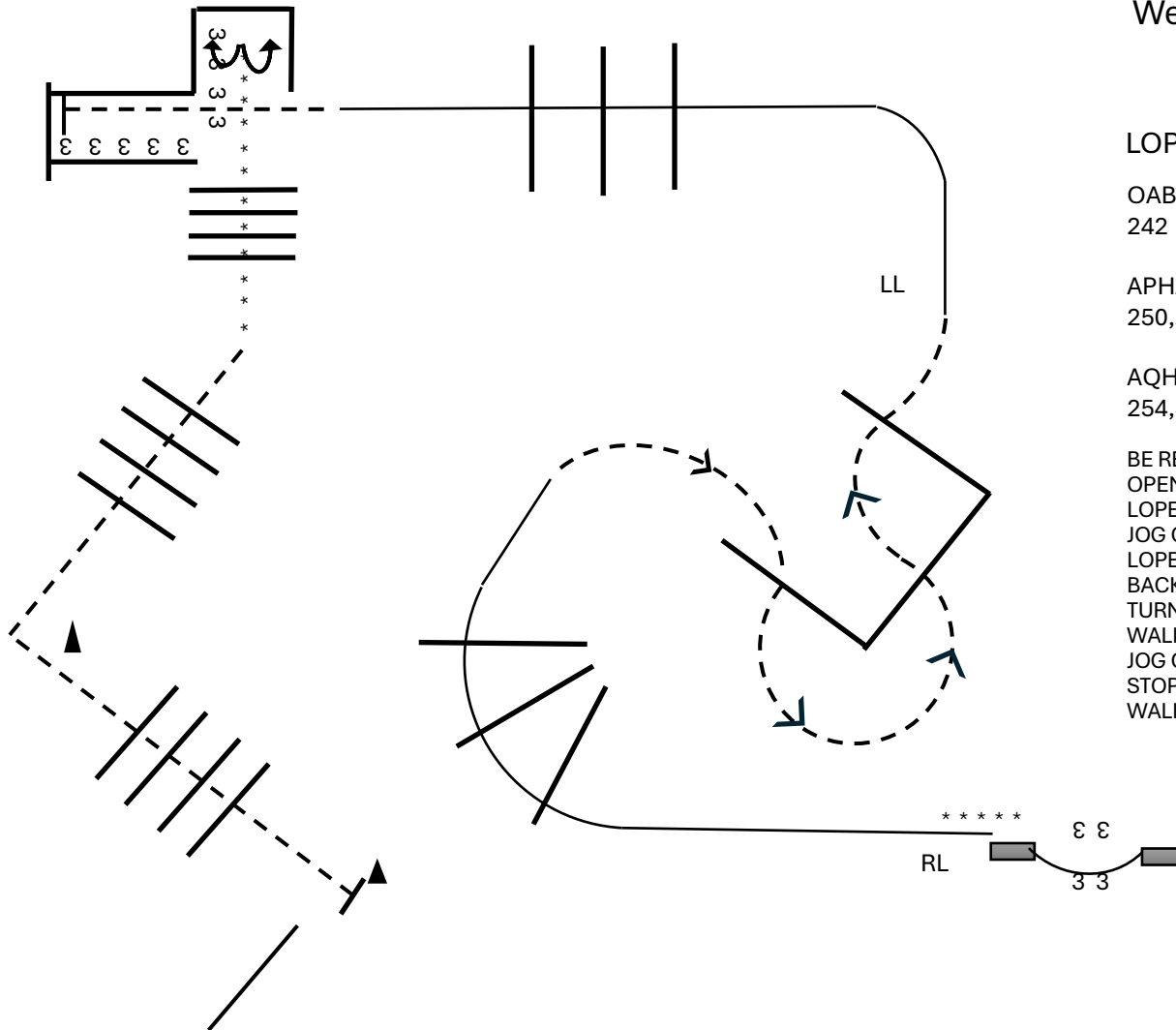
LOPE CLASSES

OAB LOPE CLASSES
242

APHA LOPE CLASSES
250, 251, 252, 253

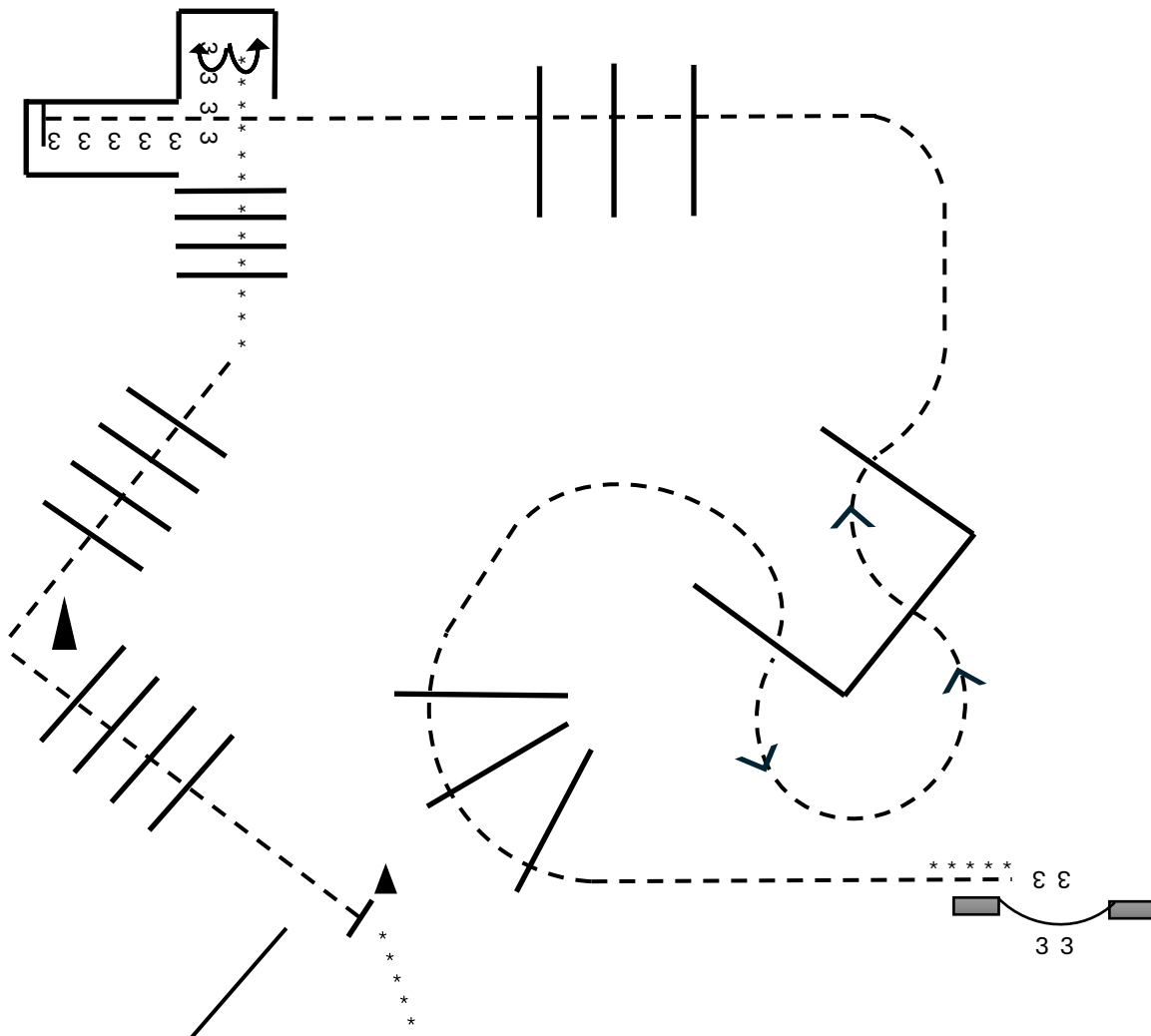
AQHA CLASSES L1 & ROOKIE
254, 256, 257, 258, 260, 261

BE READY AT GATE (LHP)
OPEN GATE, WALK THROUGH GATE, CLOSE GATE
LOPE (RL) OVER POLES (a few walk steps allowed)
JOG OVER POLES AS SHOWN
LOPE (LL) OVER POLES, JOG INTO CHUTE
BACK CHUTE AND INTO BOX
TURN 360 DEGREES EITHER DIRECTION
WALK OUT OF BOX OVER POLES
JOG OVER POLES AND AROUND CONE AND OVER POLES
STOP AND SETTLE HORSE AT CONE
WALK OUT

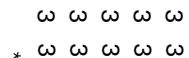
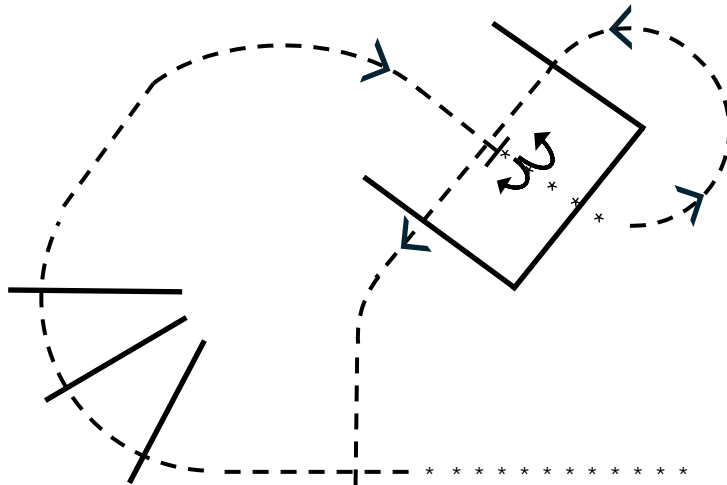

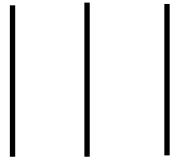
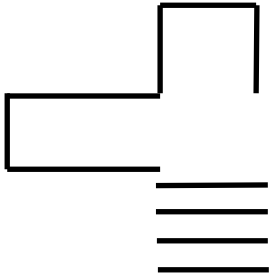


WALK	* * * * *
JOG	- - - - -
LOPE	— — — — —
BACK	ε ε ε ε ε

WALK	*	*	*	*	*
JOG	-	-	-	-	-
LOPE	—————				
BACK	ε	ε	ε	ε	ε



Western Montana QHA August Show



FINISH

ALL IN-HAND CLASSES

APHA CLASSES
245, 246

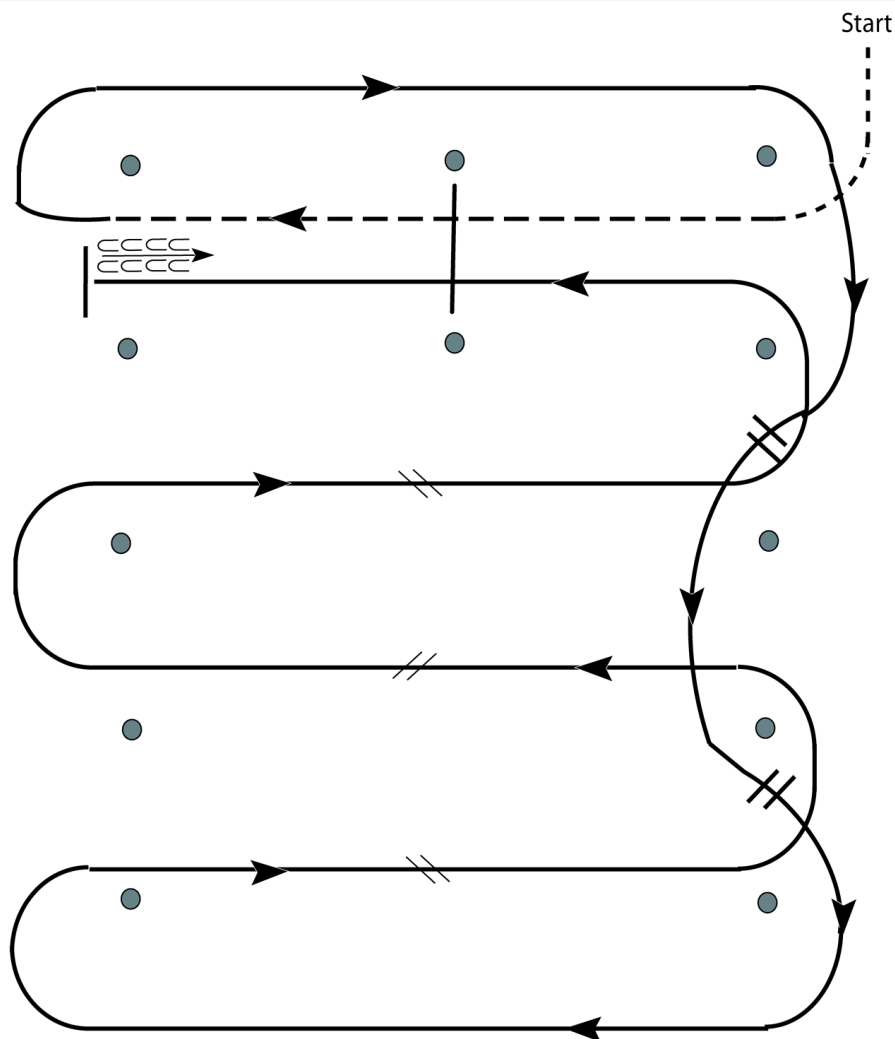
BE READY AT GATE (LHP)
OPEN GATE, WALK THROUGH GATE, CLOSE GATE
BACK 5 STEPS
JOG OVER POLES AS SHOWN
JOG INTO BOX, STOP
TURN 360 DEGREES EITHER DIRECTION
WALK OVER POLE, JOG OVER POLES AS SHOWN
STOP AND SETTLE HORSE
SIDEPASS RIGHT 5 STEPS
WALK OUT

WALK	* * * * *
JOG	- - - - -
LOPE	— — — — —
BACK	ε ε ε ε ε

63rd Annual WMQHA

All Level 1 Western Riding / L1 Pattern# 4

Show Date: 08-16-2025



1. Walk, transition to jog, jog over log.
2. Transition to right lead and lope around end.
3. First line change.
4. Second line change. Lope around end of arena.
5. First crossing change.
6. Second crossing change.
7. Third crossing change.
8. Lope over log.
9. Lope, stop and back.

[WR/GP-4]

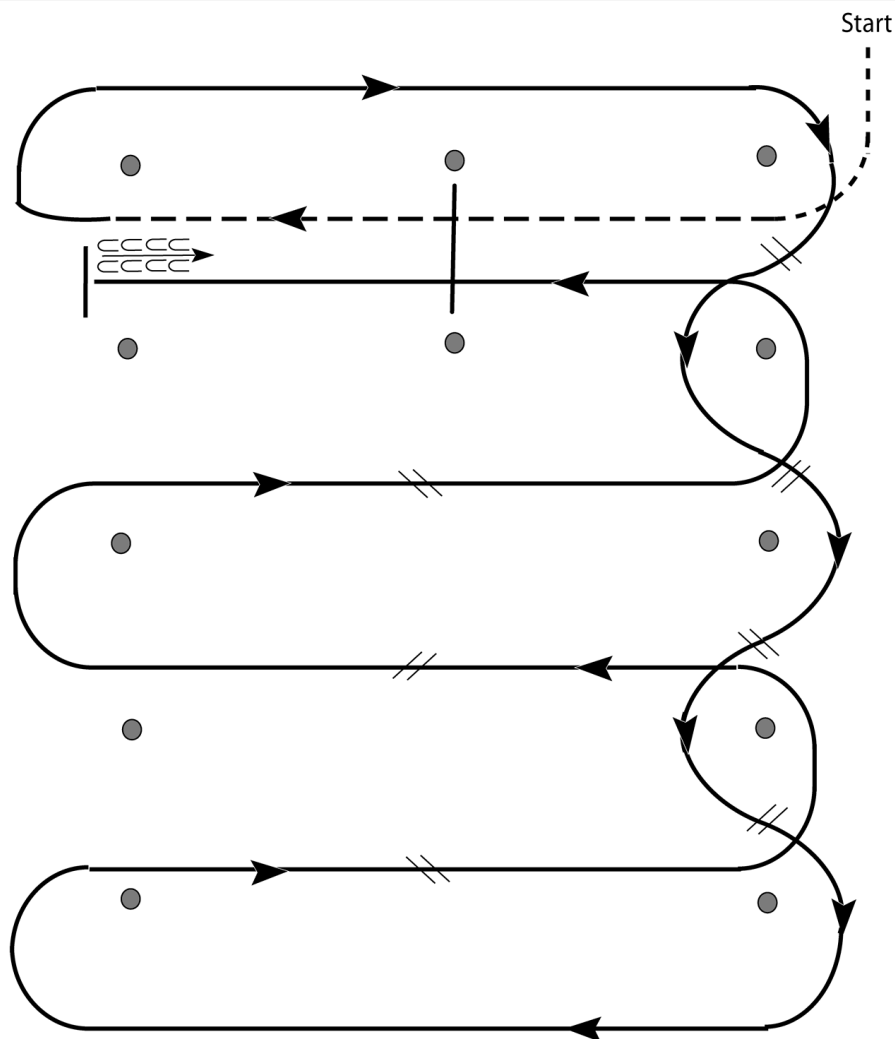
Pattern Provided by:

The Judges

63rd Annual WMQHA

All Except Level 1 / Pattern # 4

Show Date: 08-16-2025



1. Walk, transition to jog, jog over log.
2. Transition to right.
3. First line change.
4. Second line change.
5. Third line change.
6. Fourth line change.
7. First crossing change.
8. Second crossing change.
9. Third crossing change.
10. Lope over log.
11. Lope, stop and back.

[WR/OP-4]

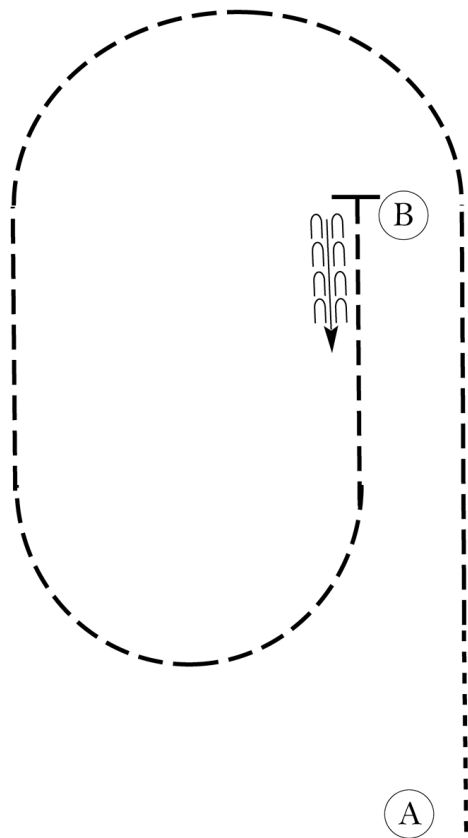
Pattern Provided by:

The Judges

63rd Annual WMQHA

Hunt Seat Equitation (All Walk/Trot Hunt Seat Equitation)

Show Date: 08-16-2025 Buckle WT



Be ready at A.

1. Walk two horse lengths from A.
2. Posting trot on the left diagonal to B.
3. Change diagonals and posting trot on the right diagonal in a half circle and then in a straight line until halfway between B and A.
4. Sitting trot a half circle and then a straight line to B.
5. Stop and back approximately one horse length.

Follow the instructions of your ring steward.

Walk	-----
Trot	- - - - -
Extended Trot	— — — — —
Canter	—————
Leg Yield	
Lead Change	— / —
Back	← C C C C
Marker	(B)
Sidepass	← — — — — →
Hand Gallop	— — — — —

[HSE/WT-58]

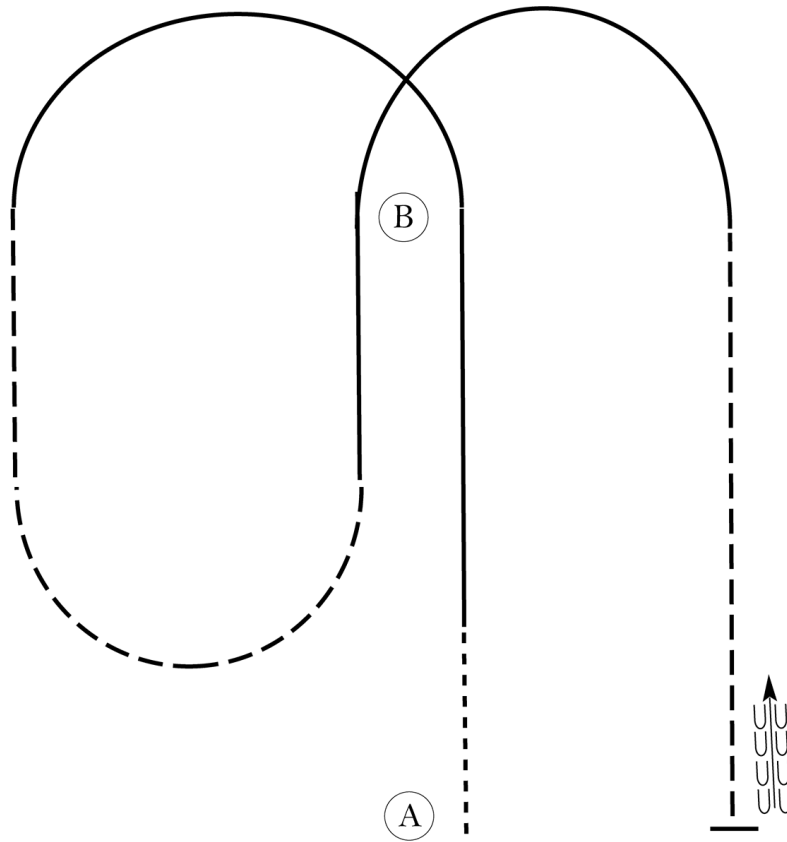
Pattern Provided by:

The Judges

63rd Annual WMQHA

Hunt Seat Equitation (APHA/AQHA Yth, Amateur & Select)

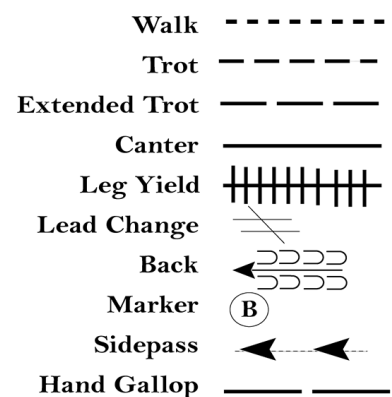
Show Date: 08-16-2025



Be ready at A.

1. Walk two horse lengths from A.
2. Canter on the left lead to B. Continue to canter a half circle until even with B.
3. Trot on the right diagonal until halfway between A and B. Continue to trot a half circle until halfway between A and B.
4. Canter on the right lead to B and then canter a half circle until even with B.
5. Trot on the left diagonal until even with A.
6. Stop and back approximately one horse length.

Follow the instructions of your ring steward.



[HSE/2-58]

Pattern Provided by:

The Judges