



VINAISM
Independent Creativity

09-09-23





Project

Mahendra ji Residence
Interior Design

J-502 CLOUD 9

Statue of Jhansi Ki Rani
Ahmedabad





iOS phone and Android user enable NFC Tag reader mobile and tap here.



iOS phone user need to scan with Camera.
Android phone user need to scan with QR scanner.

To view this project online on the www.vinaism.in website, please follow the steps below:

- **New User - Register / Create an Account.**
- **Activate your account by clicking on the link provided in your registration email from vinaism.in. (Please check your spam folder if the email is not found in your inbox.)**
- **Set a password for your account and gain access to your project by scanning the QR code or tapping on the NFC Tag reader.**
- **Existing User - Log in to your account and scan the QR code or tap on the NFC Tag with your mobile device.**
- **Note: All QR codes and NFC tags are unique and assigned to individual projects. They are the only ways to access the project page if it is listed or not listed on the website.**

Note:-

"All the design and project working drawings are progressive and will be continuously updated on the website over time without notice. Please ensure that you cross-check before finalizing any of your work."



V I N A I S M
Independent Creativity

Project Mahender ji Residence

CLOUD 9
Statue of Jhansi Ki Rani
Ahmedabad

Interior
Detail Drawings

Note
All levels given indicate level of finished floor level and all materials thickness need to substrate from the measurements.
All dimensions are to be read and not to be measured
Information on this drawing supersedes the in combination with all other architectural and engineering drawings related to the same sheet and any item on it.
The architect- engineer must be informed about contradiction of any kind before construction begins.
All ideas design and arrangements represented here on are property of V I N A I S M Design Management.

General Notes & Disclaimers
Vinaism assumes no responsibility for changes made to these plan by others and makes no warranties either expressed or implied, regarding these plans.
These drawing have been prepared to meet generally accepted professional standards and practices and have been developed without or reference to specific site of geographical area.
Therefore, supplemental to these documents, it is owner and his/her builder's responsibility to follow the material and equipment manufacturer's instructions, and to use accepted standards for each building trade. Topographic and subsurface conditions should verified and foundation plan adapted accordingly. Before starting construction, the builder should check and be responsible for all dimensions and other details, and should review the plan for compliance with governing code requirements for the geographic area in which the house is to be built. All structural, mechanical and electrical requirements should also be reviewed before construction begins. Codes govern over drawings and dimensions govern over scale. The owner should check with the local building department to see if a professional stamp is required on the drawings for permit purposes. It is suggested that a local architect be retained to review and make any changes to insure that the plans meet the above requirements. Any use of this information without adaptation to changes in codes, standards, site conditions and other factors is at the owner's sole risk. Framed ideas assumes no responsibility for changes made to these plans by others and makes no warranties, either expressed or implied, regarding these plans. The owner agrees to defend and indemnify framed ideas for all claims, costs, losses or damages resulting from the use of this information.

Copy right, Disclaimer and construction warning.
This plan is protected under Copyright Law. The plan may need to be adapted to local codes and conditions.

Site responsible person	_____
Contect num	_____
Contractor name	_____
Work starting date	_____
Time estimate	_____
Finishing date	_____

All the agency's and vendors are responsible for their work and finishing level. They are committed to full fill the satisfactory levels and standards, if found not up to the mark. All the working details given are interconnected with all vendors and their respective work, so if found any mistaken in any once work because of someone else both will be responsible, and will be subject to Design management decision.

V I N A I S M
sign

Client
sign

Contractor
sign



Scan to view 3D



General note & Disclaimers are on first page of this plan set.

V I N A I S M assumes no responsibility for changes made to these plan by others and makes no warranties either expressed or implied, regarding these plans.

Copy right, Disclaimer and construction warning.

This plan is protected under Copyright Law. The plan may need to be adapted to local codes and conditions. Please see the first sheet of the plan for full copyright, disclaimer and construction warnings.

Date to coordinate with key person

[illegible]

visiting card

Site / Project

Responsible Person

Contact Num

Agency Name

Work Starting Date


Estimate Time

Finishing Date

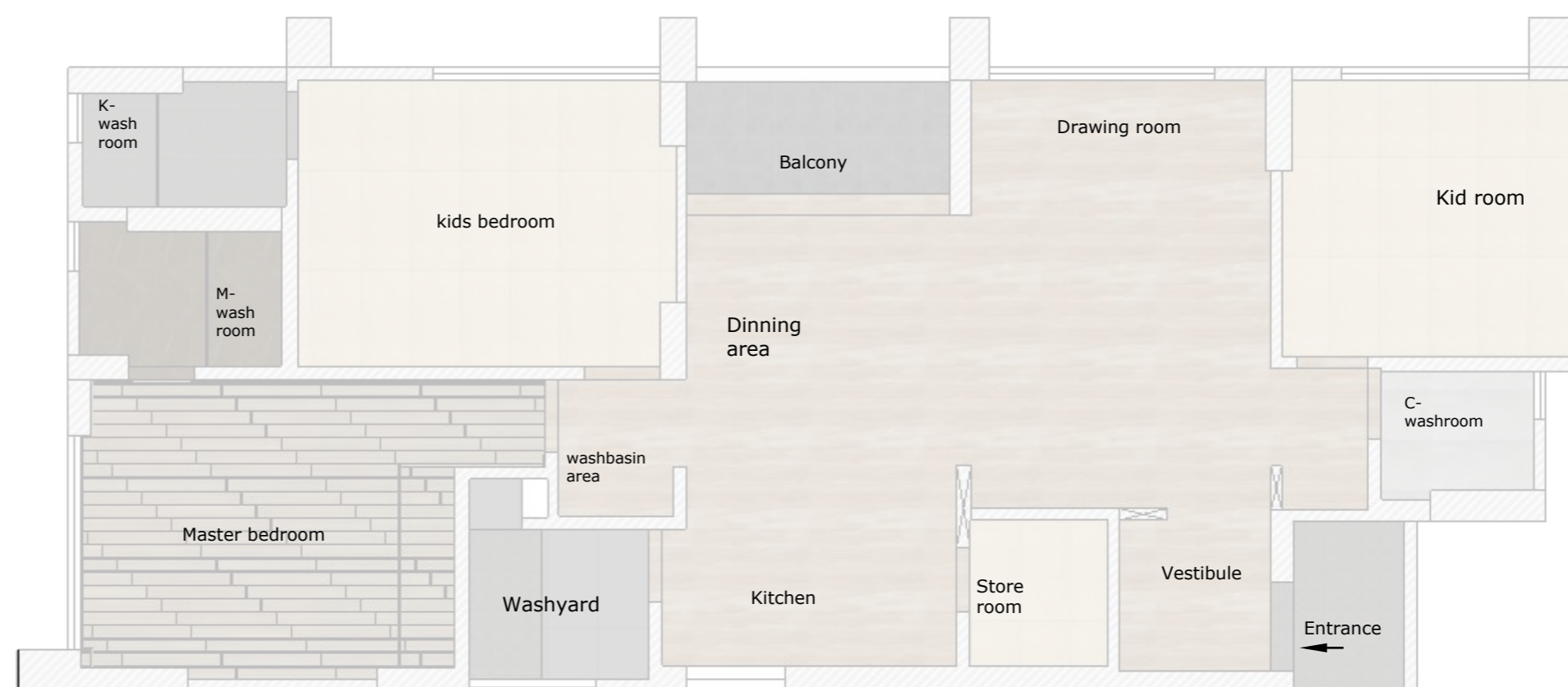
All the agency's and vendors are responsible for their work and finishing level. They are committed to full fill the satisfactory levels and standards, if found not up to the mark. All the working details given are interconnected with all vendors and their respective work, so if found any mistaken in any once work because of someone else both will be responsible, and will be subject to design management decision.

Contractor sign

Drawing Board



Floor Plan



material and labour cost

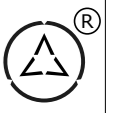
[illegible]

Note

All levels given indicate level of finished floor level and all materials thickness need to substrate from the measurements.

All dimensions are to be read and not to be measured. Information on this drawing supersedes the in combination with all other architectural and engineering drawings related to the same sheet and any item on it. The architect - engineer must be informed about contradiction of any kind before construction begins.

All ideas design and arrangements represented here on are property of VINAISM design management.



VINAISM

Scan to view 3D



General note & Disclaimers are on first page of this plan set.

VINAISM assumes no responsibility for changes made to these plan by others and makes no warranties either expressed or implied, regarding these plans.

Copy right, Disclaimer and construction warning.

This plan is protected under Copyright Law. The plan may need to be adapted to local codes and conditions. Please see the first sheet of the plan for full copyright, disclaimer and construction warnings.

Date to coordinate with key person

[illegible]

visiting card

Site / Project

Responsible Person

Contact Num

Agency Name

Work Starting Date


Estimate Time

Finishing Date

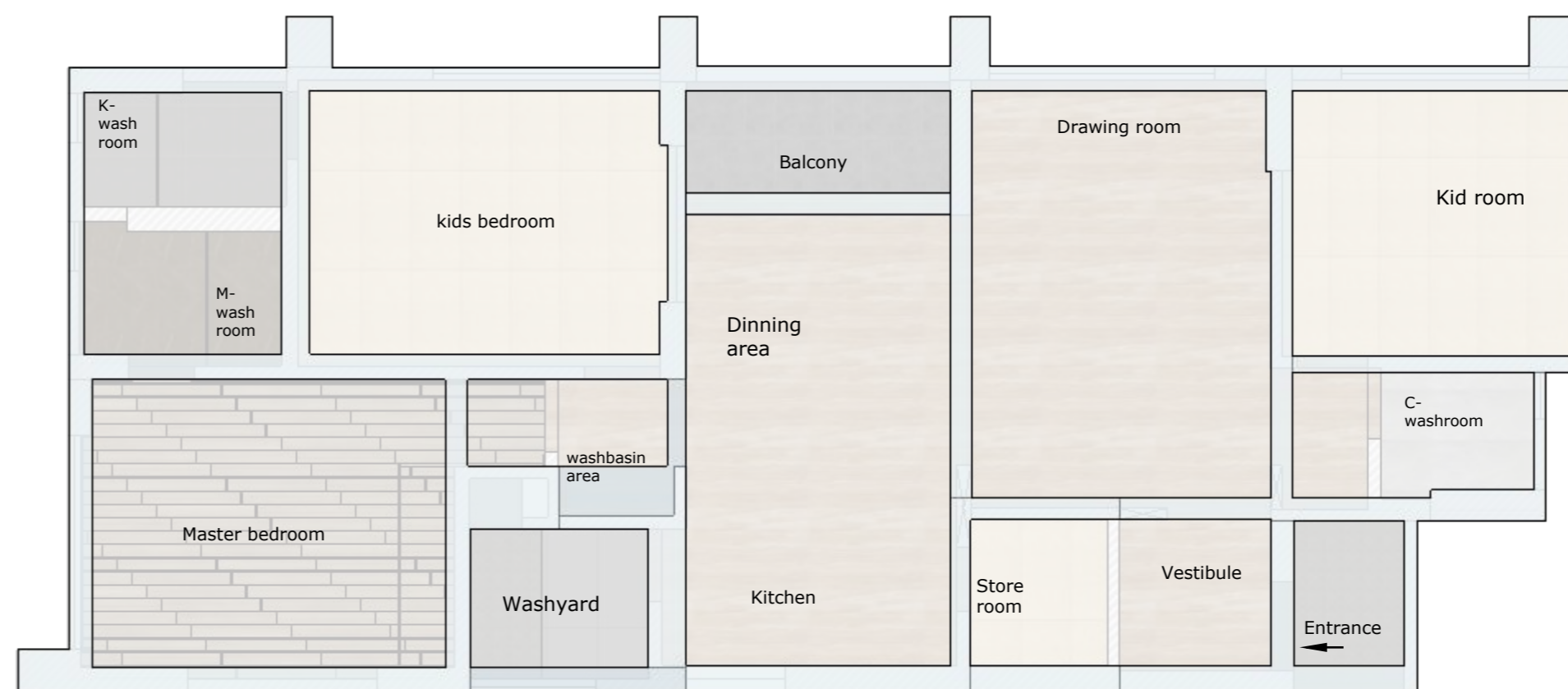
All the agency's and vendors are responsible for their work and finishing level. They are committed to full fill the satisfactory levels and standards, if found not up to the mark. All the working details given are interconnected with all vendors and their respective work, so if found any mistaken in any once work because of someone else both will be responsible, and will be subject to design management decision.

Contractor sign

Drawing Board



Floor Plan



N



material and labour cost

[illegible]

Note

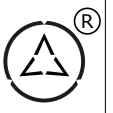
All levels given indicate level of finished floor level and all materials thickness need to substrate from the measurements.

All dimensions are to be read and not to be measured.

Information on this drawing supersedes the in combination with all other architectural and engineering drawings related to the same sheet and any item on it.

The architect- engineer must be informed about contradiction of any kind before construction begins.

All ideas design and arrangements represented here on are property of VINAISM design management.



VINAISM

Scan to view 3D



General note & Disclaimers are on first page of this plan set.

V I N A I S M assumes no responsibility for changes made to these plan by others and makes no warranties either expressed or implied, regarding these plans.

Copy right, Disclaimer and construction warning.

This plan is protected under Copyright Law. The plan may need to be adapted to local codes and conditions. Please see the first sheet of the plan for full copyright, disclaimer and construction warnings.

Date to coordinate with key person

[illegible]

visiting card

Site / Project

Responsible Person

Contact Num

Agency Name

Work Starting Date


Estimate Time

Finishing Date

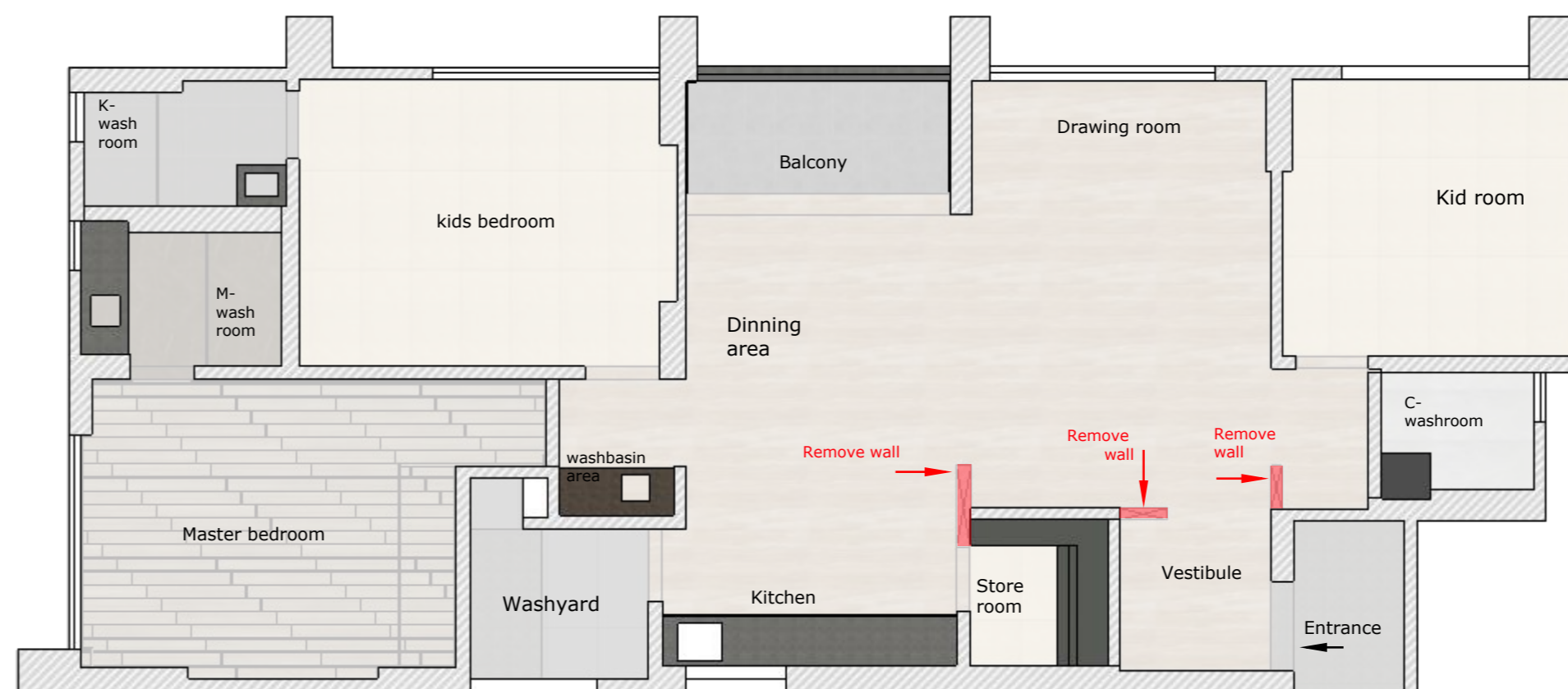
All the agency's and vendors are responsible for their work and finishing level. They are committed to full fill the satisfactory levels and standards, if found not up to the mark. All the working details given are interconnected with all vendors and their respective work, so if found any mistaken in any once work because of someone else both will be responsible, and will be subject to design management decision.

Contractor sign

Drawing Board



Floor Plan



material and labour cost

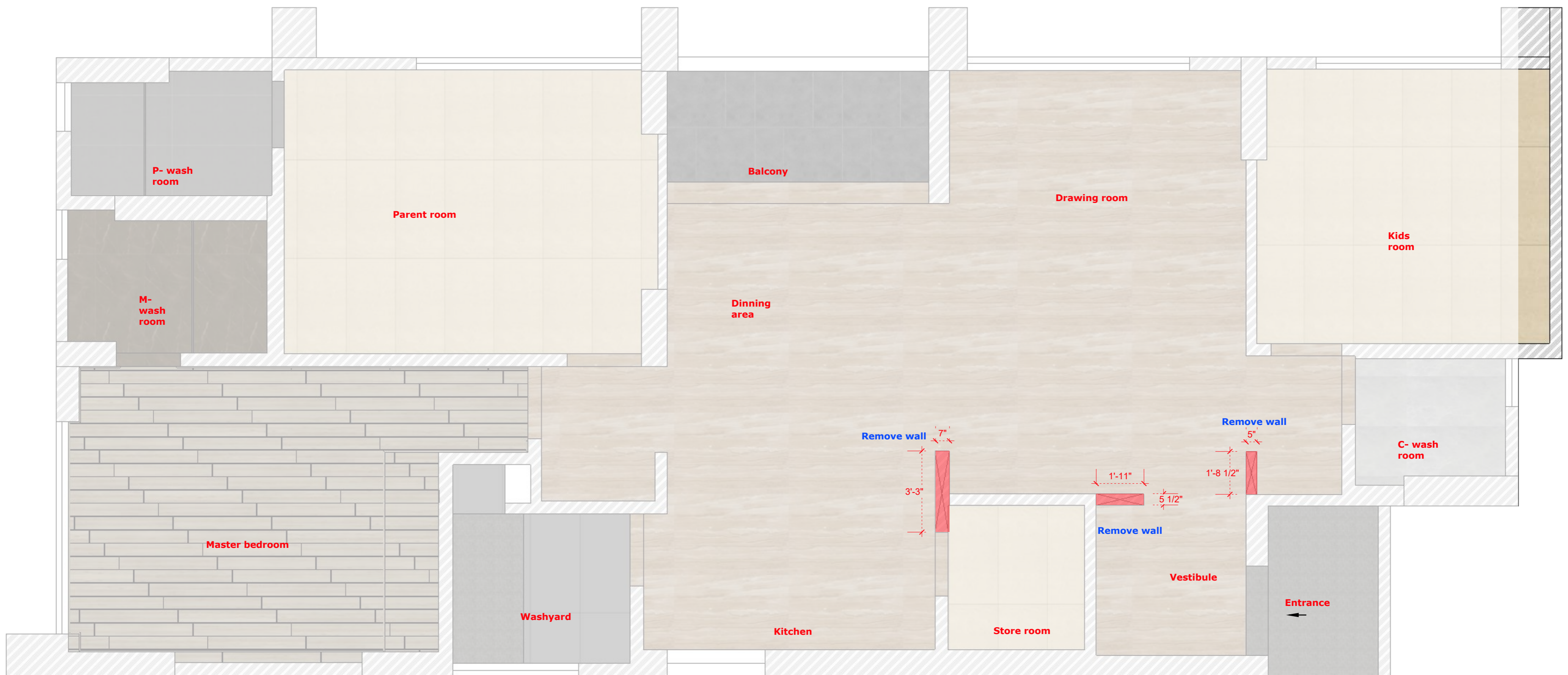
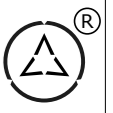
[illegible]

Note

All levels given indicate level of finished floor level and all materials thickness need to substrate from the measurements.

All dimensions are to be read and not to be measured. Information on this drawing supersedes the in combination with all other architectural and engineering drawings related to the same sheet and any item on it. The architect- engineer must be informed about contradiction of any kind before construction begins.

All ideas design and arrangements represented here on are property of VINAISM design management.



[illegible]

Site / Project
Responsible Person
Contact Num
Agency Name
Work Starting Date
Estimate Time
Finishing Date

VINAY DESIGN
 **studio**
 Let's add 'New' value to our valuables.

[illegible]

This floor plan illustrates a 1000 sq. ft. house with three bedrooms, three bathrooms, a kitchen, and a dining area. The layout includes a Master bedroom with a private washbasin area, a kids bedroom, and a Kid room. The central living spaces consist of a Drawing room, Dining area, and Kitchen. The Kitchen is equipped with a Washyard and a Store room. The entrance leads into a Vestibule. The plan also shows a Balcony and a C-washroom. The overall design is functional and well-organized.

[illegible]

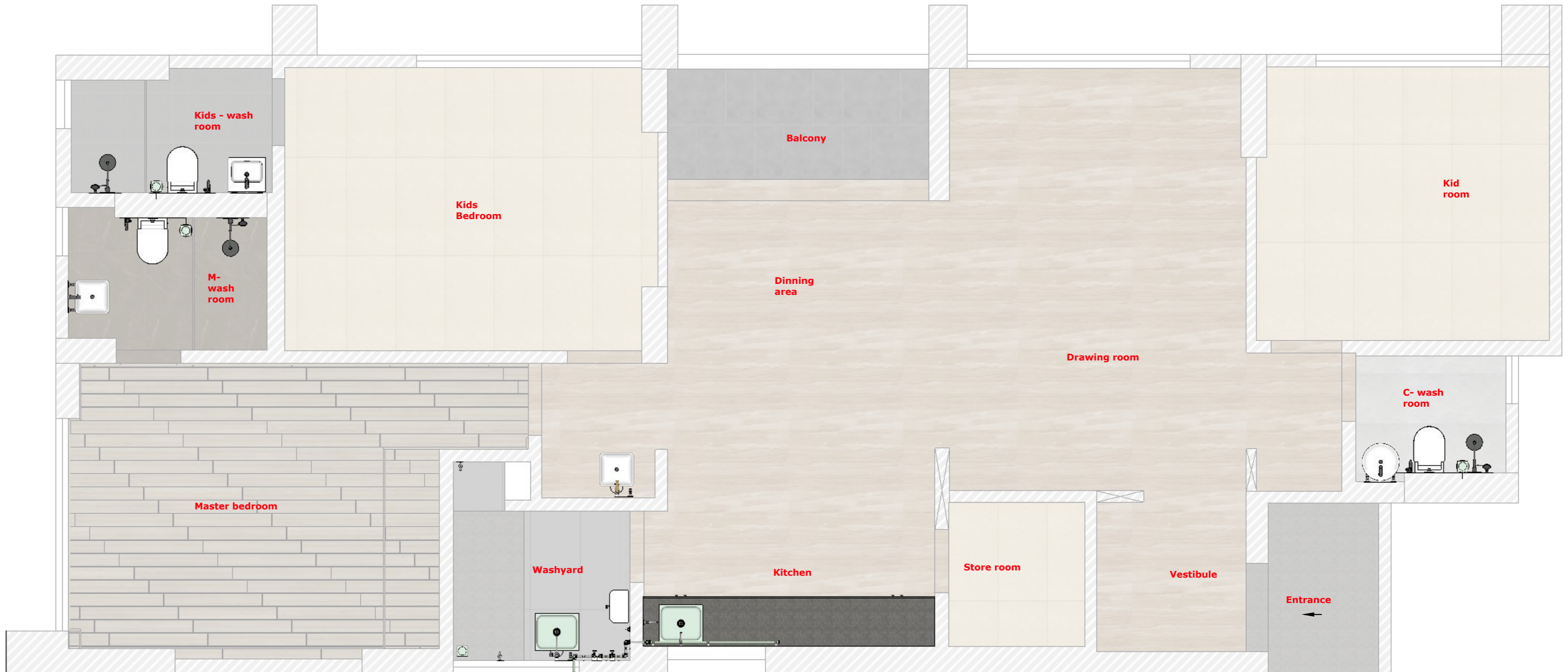
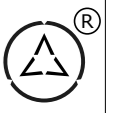
All levels given indicate level of finished floor level and all materials thickness need to substrate from the measurements.

All dimensions are to be read and not to be measured.

Information on this drawing supersedes the in combination with all other architectural and engineering drawings related to the same sheet and any item on it.

The architect-engineer must be informed about contradiction of any kind before construction begins.

All ideas design and arrangements represented here on are property of VINAISAM design management.



VINAISM

Scan to view 3D



General note & Disclaimers are on first page of this plan set.

VINAISM assumes no responsibility for changes made to these plan by others and makes no warranties either expressed or implied, regarding these plans.

Copy right, Disclaimer and construction warning.

This plan is protected under Copyright Law. The plan may need to be adapted to local codes and conditions. Please see the first sheet of the plan for full copyright, disclaimer and construction warnings.

Date to coordinate with key person

[illegible]

visiting card

Site / Project

Responsible Person

Contact Num

Agency Name

Work Starting Date


Estimate Time

Finishing Date

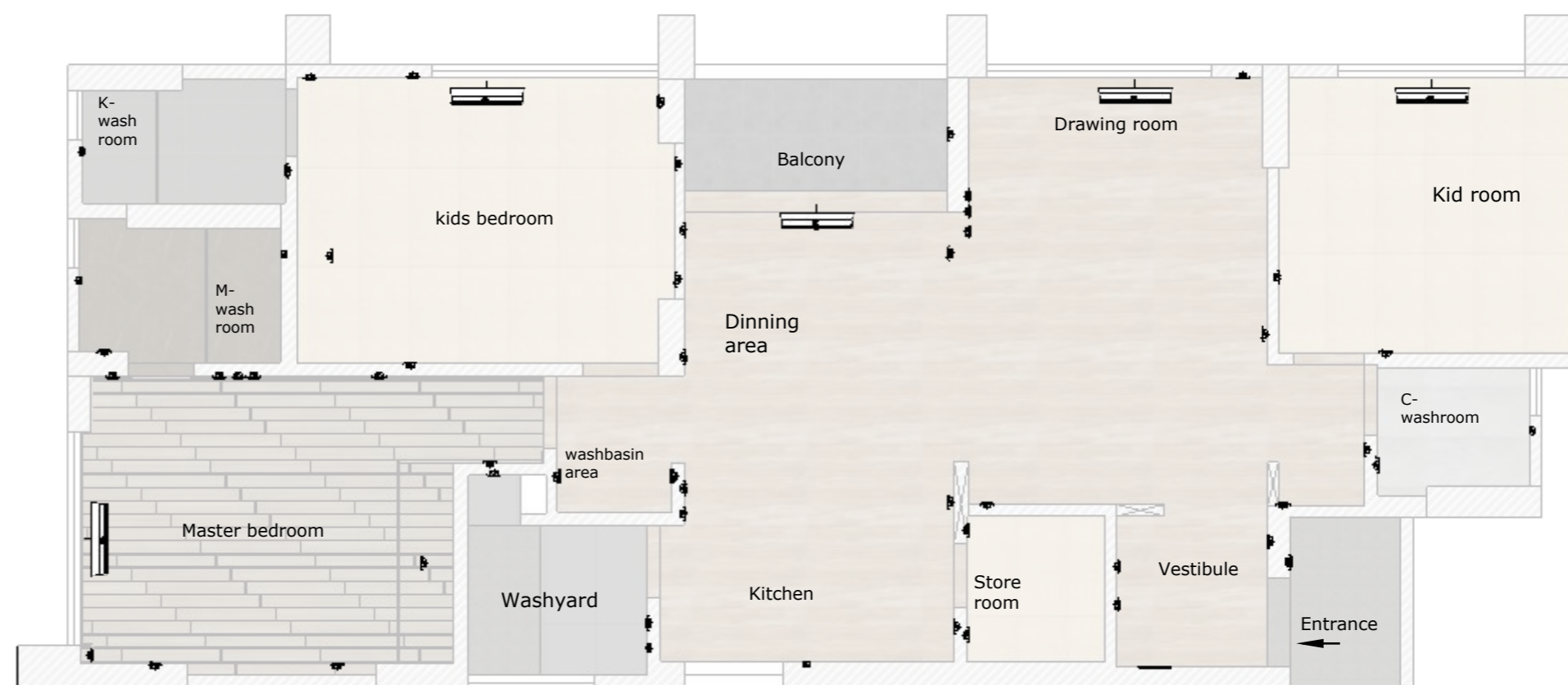
All the agency's and vendors are responsible for their work and finishing level. They are committed to full fill the satisfactory levels and standards, if found not up to the mark. All the working details given are interconnected with all vendors and their respective work, so if found any mistaken in any once work because of someone else both will be responsible, and will be subject to design management decision.

Contractor sign

Drawing Board



Floor Plan



N



material and labour cost

[illegible]

Note

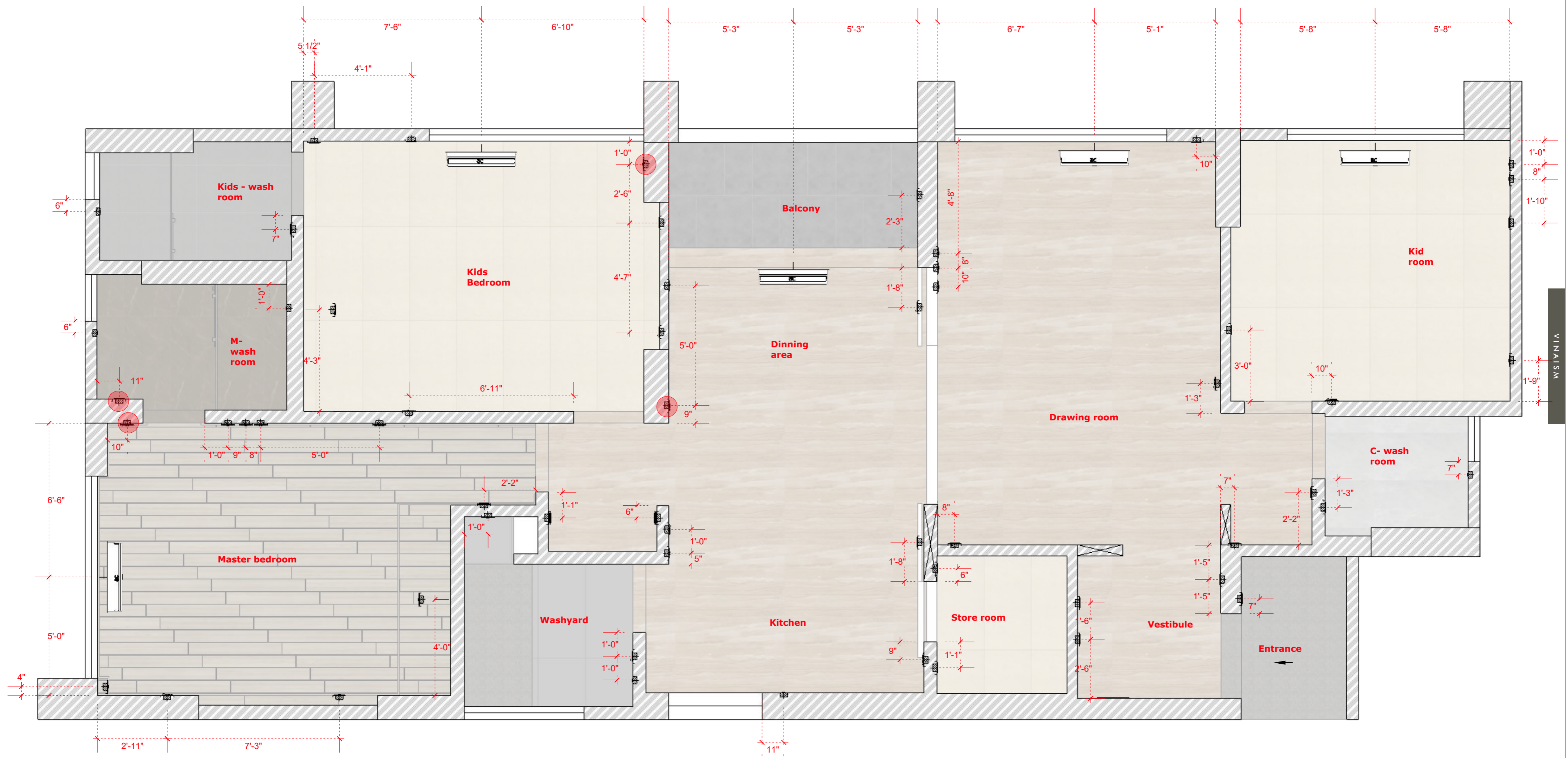
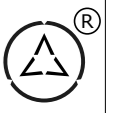
All levels given indicate level of finished floor level and all materials thickness need to substrate from the measurements.

All dimensions are to be read and not to be measured.

Information on this drawing supersedes the in combination with all other architectural and engineering drawings related to the same sheet and any item on it.

The architect- engineer must be informed about contradiction of any kind before construction begins.

All ideas design and arrangements represented here on are property of VINAISM design management.



Scan to view 3D



General note & Disclaimers are on first page of this plan set.

V I N A I S M assumes no responsibility for changes made to these plan by others and makes no warranties either expressed or implied, regarding these plans.

Copy right, Disclaimer and construction warning.

This plan is protected under Copyright Law. The plan may need to be adapted to local codes and conditions. Please see the first sheet of the plan for full copyright, disclaimer and construction warnings.

Date to coordinate with key person

[illegible]

visiting card

Site / Project

Responsible Person

Contact Num

Agency Name

Work Starting Date


Estimate Time

Finishing Date

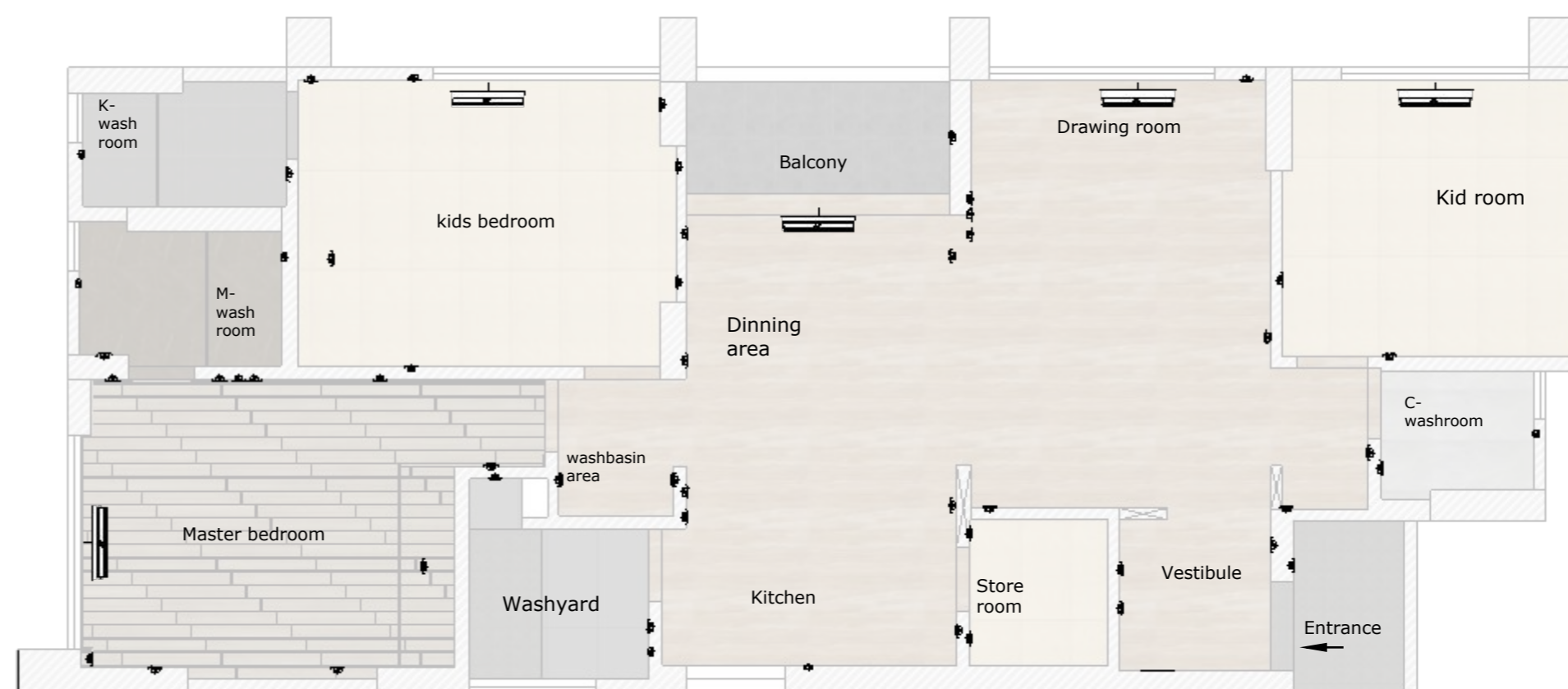
All the agency's and vendors are responsible for their work and finishing level. They are committed to full fill the satisfactory levels and standards, if found not up to the mark. All the working details given are interconnected with all vendors and their respective work, so if found any mistaken in any once work because of someone else both will be responsible, and will be subject to design management decision.

Contractor sign

Drawing Board



Floor Plan



material and labour cost

[illegible]

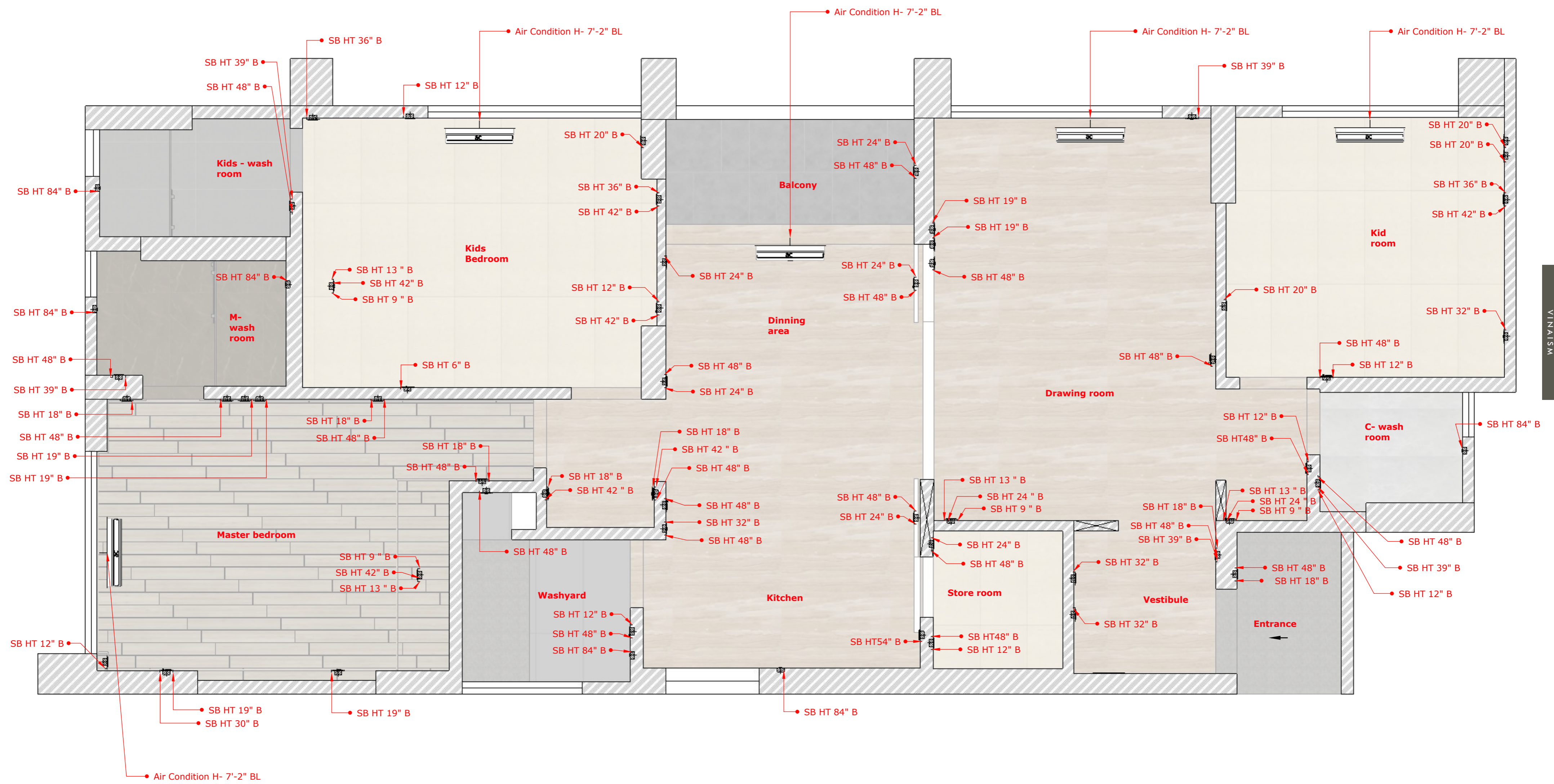
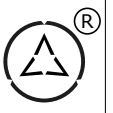
Note

All levels given indicate level of finished floor level and all materials thickness need to substrate from the measurements.

All dimensions are to be read and not to be measured. Information on this drawing supersedes the in combination with all other architectural and engineering drawings related to the same sheet and any item on it.

The architect- engineer must be informed about contradiction of any kind before construction begins.

All ideas design and arrangements represented here on are property of VINAISM design management.



VINAIISM

Scan to view 3D



General note & Disclaimers are on first page of this plan set.

VINAISM assumes no responsibility for changes made to these plan by others and makes no warranties either expressed or implied, regarding these plans.

Copy right, Disclaimer and construction warning.

This plan is protected under Copyright Law. The plan may need to be adapted to local codes and conditions. Please see the first sheet of the plan for full copyright, disclaimer and construction warnings.

Date to coordinate with key person

[illegible]

visiting card

Site / Project

Responsible Person

Contact Num

Agency Name

Work Starting Date


Estimate Time

Finishing Date

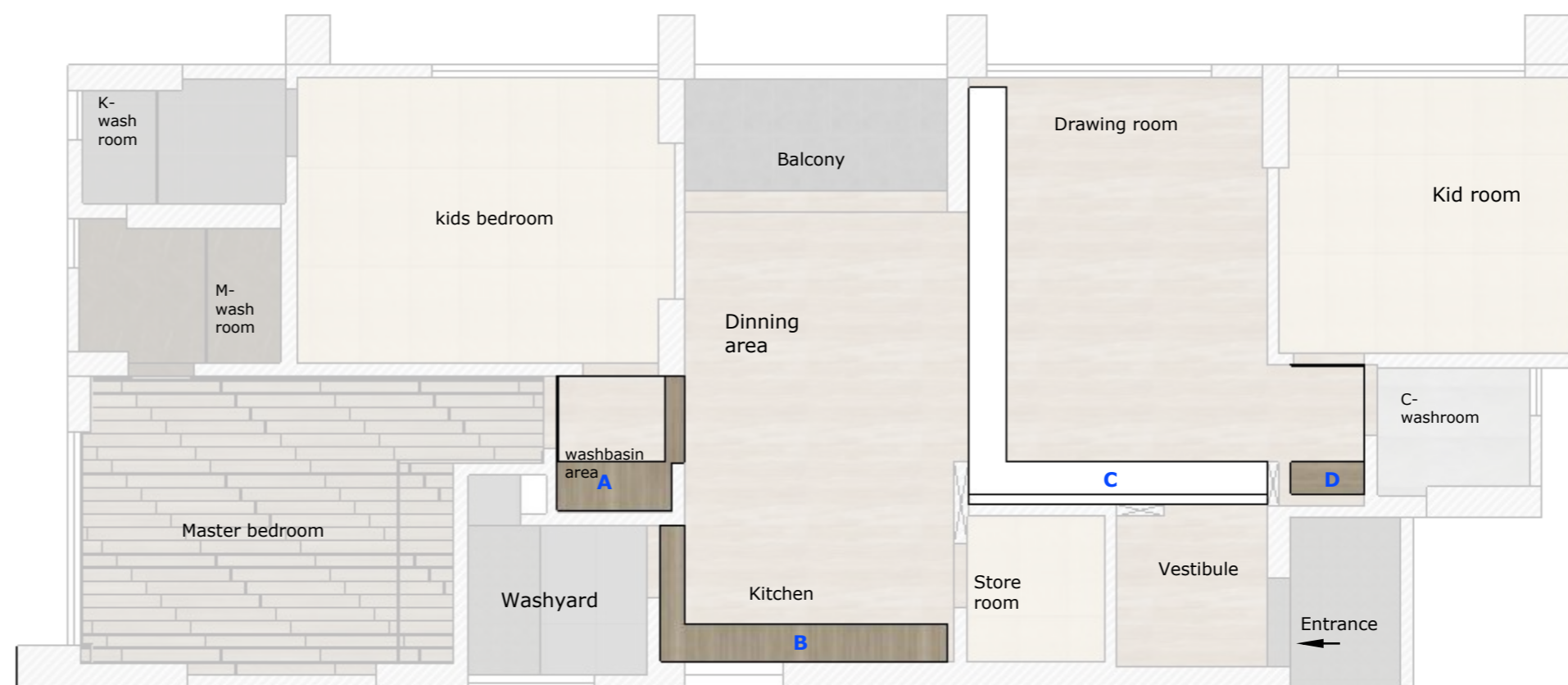
All the agency's and vendors are responsible for their work and finishing level. They are committed to full fill the satisfactory levels and standards, if found not up to the mark. All the working details given are interconnected with all vendors and their respective work, so if found any mistaken in any once work because of someone else both will be responsible, and will be subject to design management decision.

Contractor sign

Drawing Board



Floor Plan



material and labour cost

[illegible]

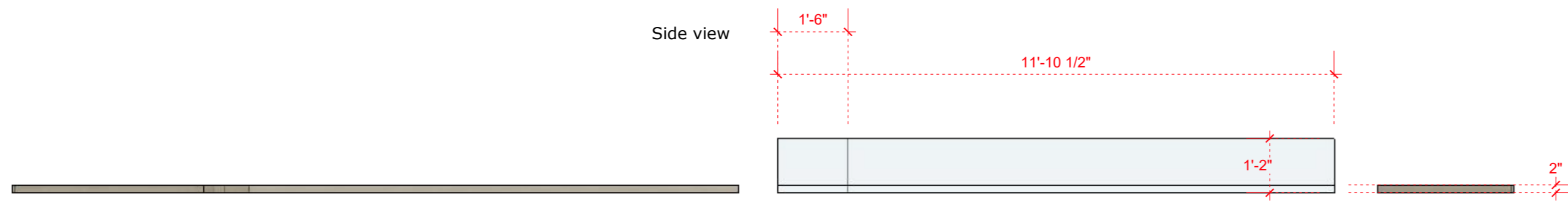
Note

All levels given indicate level of finished floor level and all materials thickness need to substrate from the measurements.

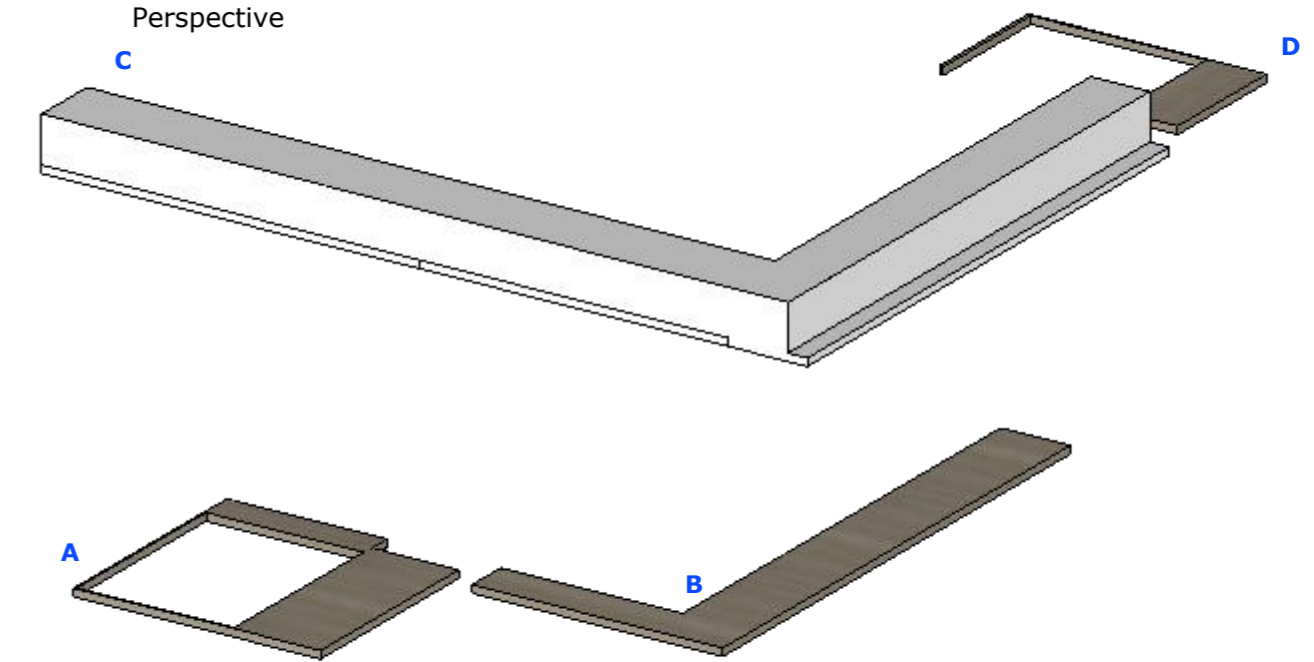
All dimensions are to be read and not to be measured. Information on this drawing supersedes the information in combination with all other architectural and engineering drawings related to the same sheet and any item on it. The architect-engineer must be informed about contradiction of any kind before construction begins. All ideas design and arrangements represented here on are property of VINAISM design management.



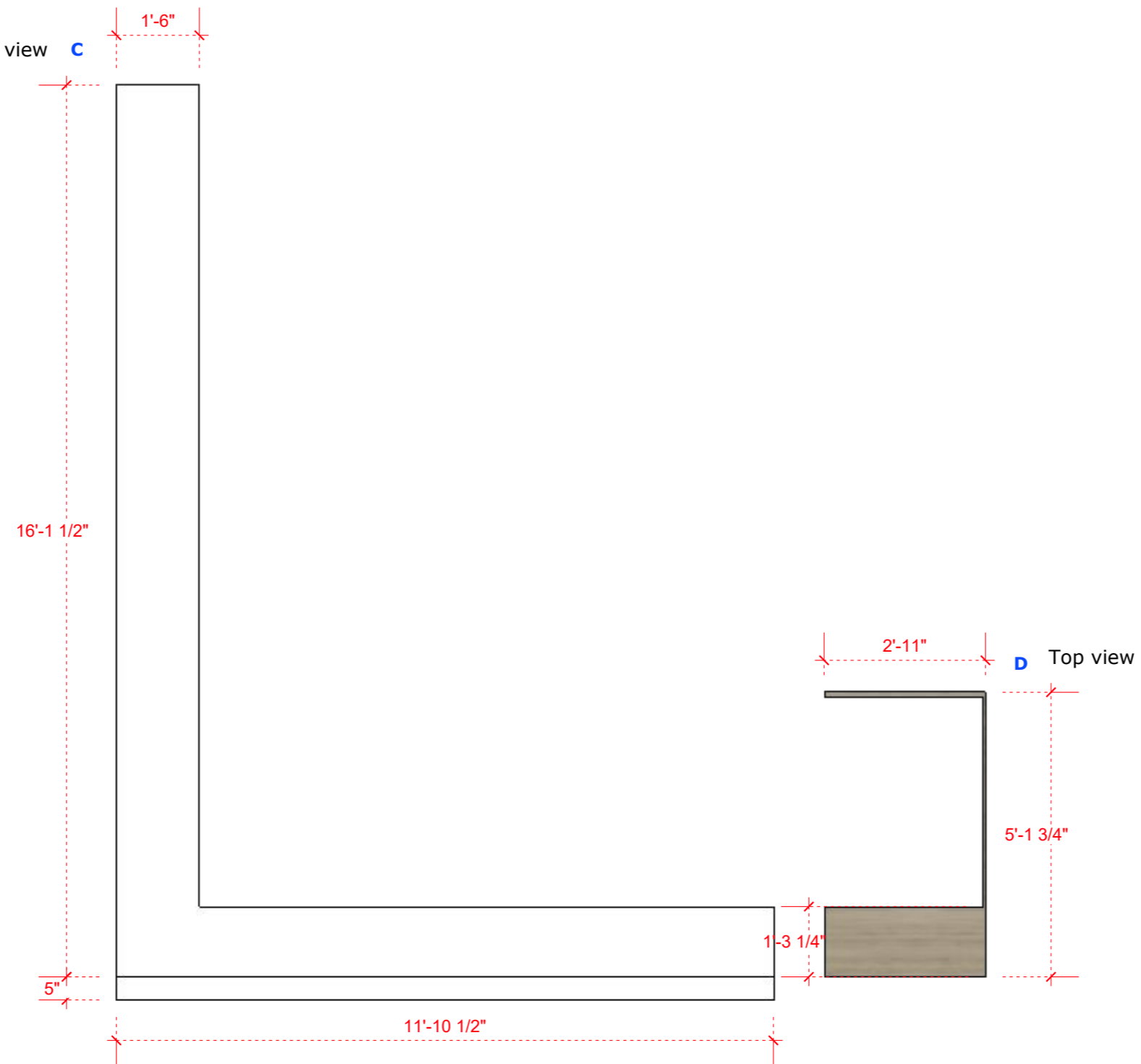
Side view



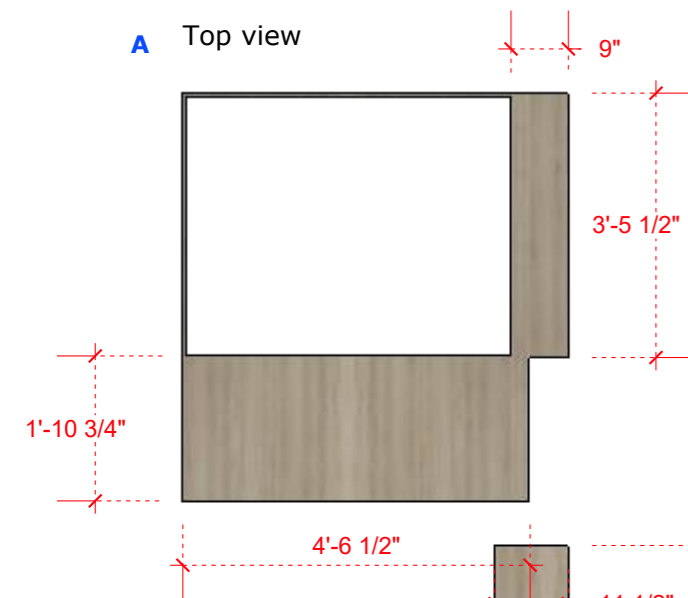
Perspective




Top view C



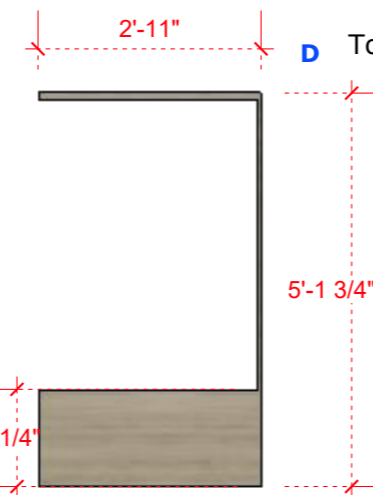
Top view A



Top view B



Top view D



Scan to view 3D



General note & Disclaimers are on first page of this plan set.

V I N A I S M assumes no responsibility for changes made to these plan by others and makes no warranties either expressed or implied, regarding these plans.

Copy right, Disclaimer and construction warning.

This plan is protected under Copyright Law. The plan may need to be adapted to local codes and conditions. Please see the first sheet of the plan for full copyright, disclaimer and construction warnings.

Date to coordinate with key person

[illegible]

visiting card

Site / Project

Responsible Person

Contact Num

Agency Name

Work Starting Date


Estimate Time

Finishing Date

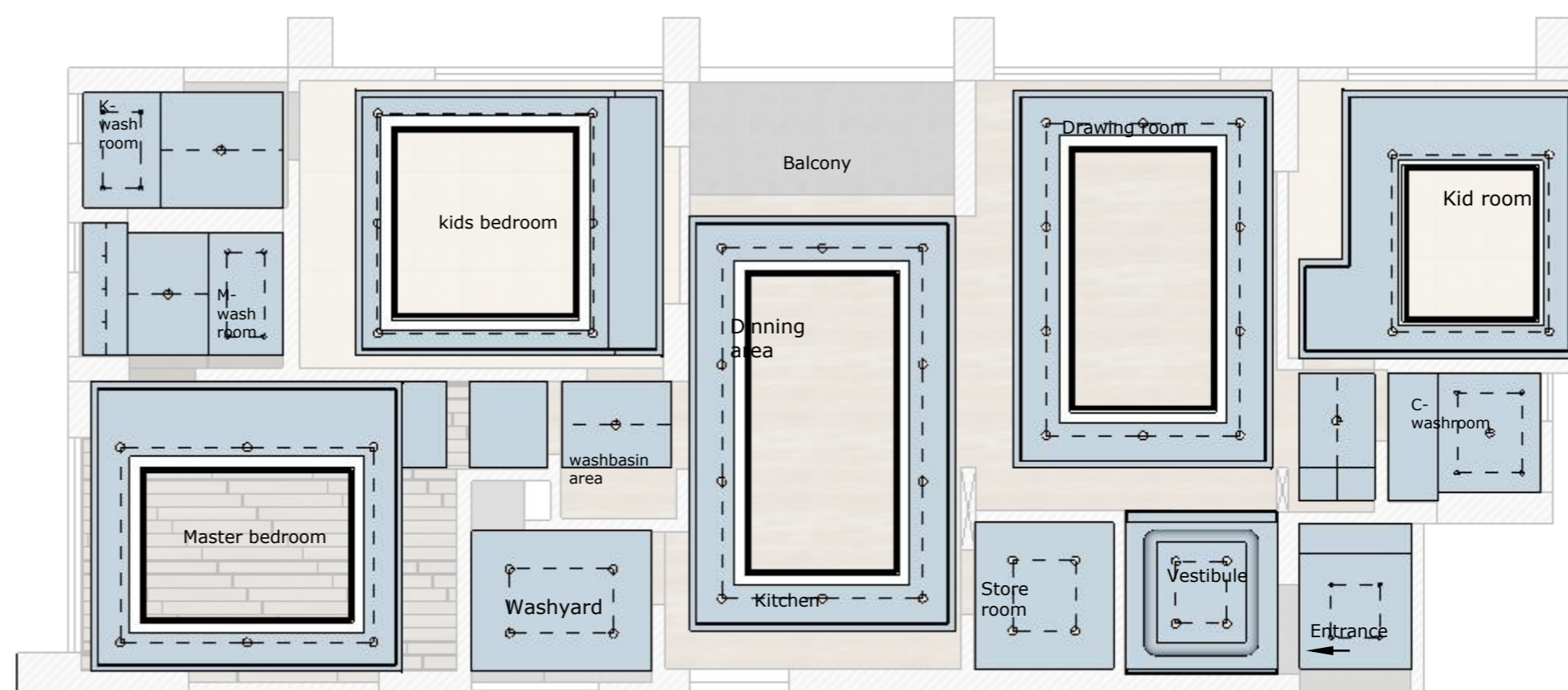
All the agency's and vendors are responsible for their work and finishing level. They are committed to full fill the satisfactory levels and standards, if found not up to the mark. All the working details given are interconnected with all vendors and their respective work, so if found any mistaken in any once work because of someone else both will be responsible, and will be subject to design management decision.

Contractor sign

Drawing Board



Floor Plan



material and labour cost

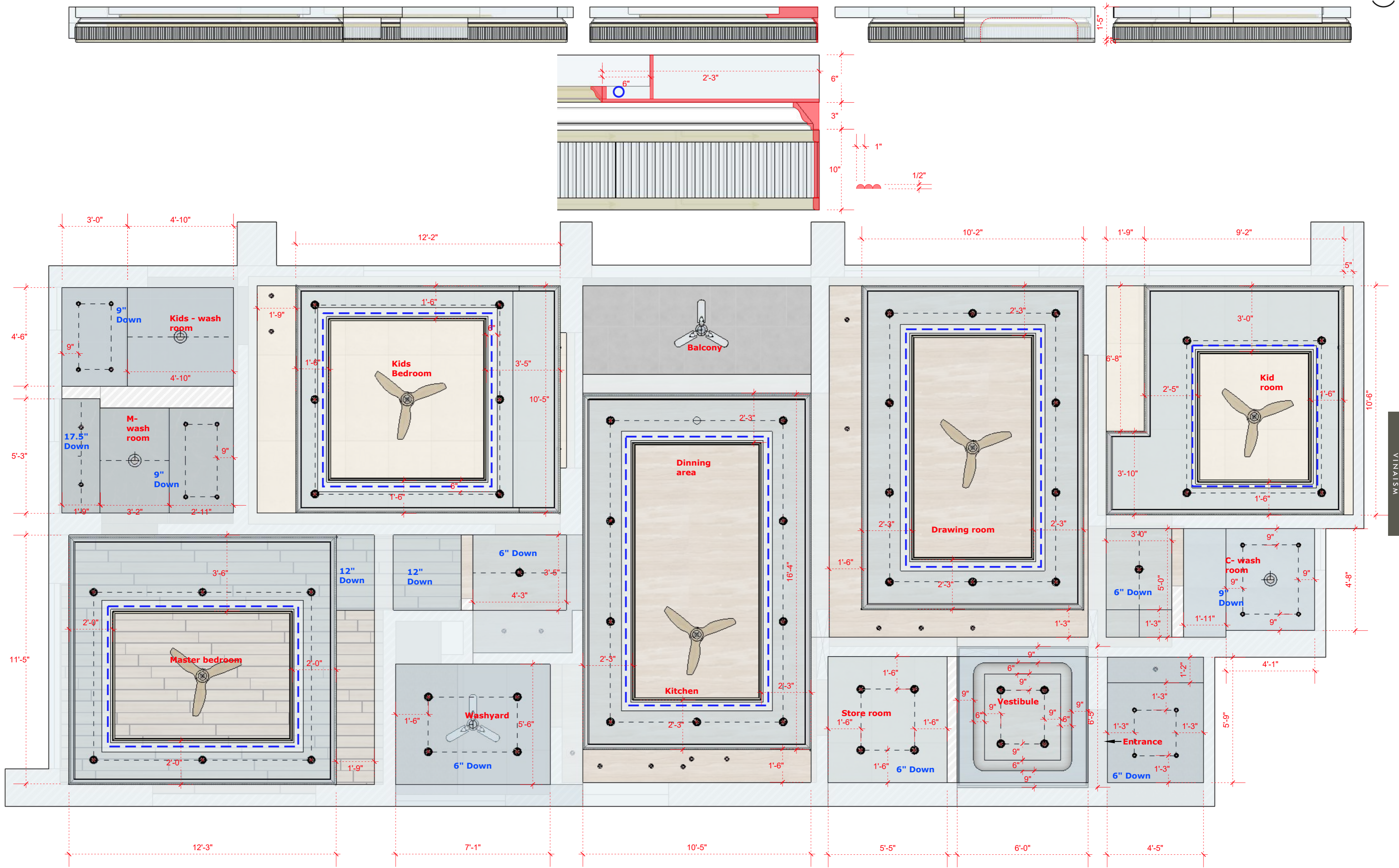
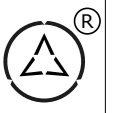
[illegible]

Note

All levels given indicate level of finished floor level and all materials thickness need to substrate from the measurements.

All dimensions are to be read and not to be measured. Information on this drawing supersedes the in combination with all other architectural and engineering drawings related to the same sheet and any item on it. The architect- engineer must be informed about contradiction of any kind before construction begins.

All ideas design and arrangements represented here on are property of VINAISM design management.



Date to coordinate with key person

[illegible]

visiting card

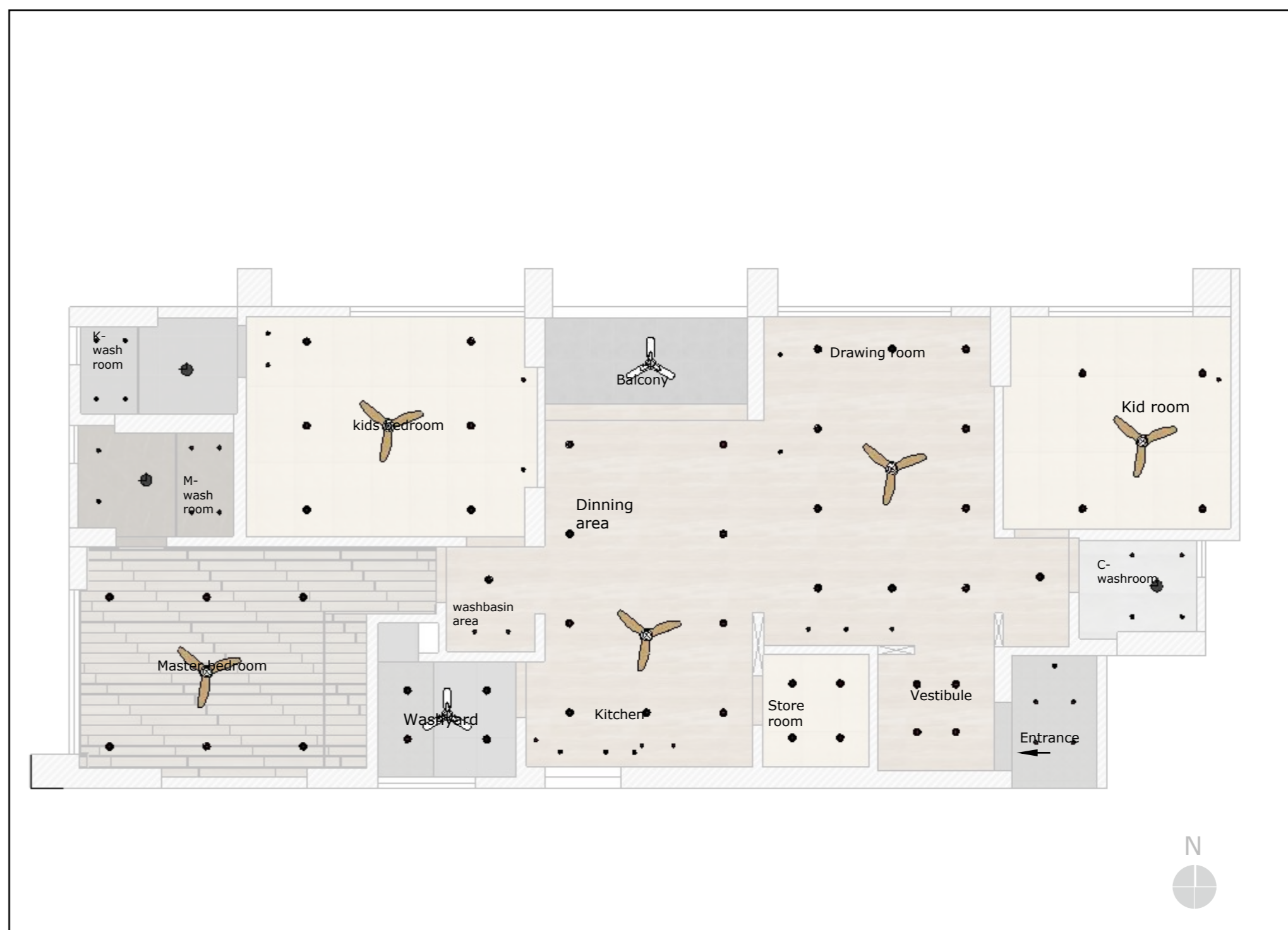
Site / Project	
Responsible Person	
Contact Num	
Agency Name	
Work Starting Date	
Estimate Time	
Finishing Date	

All the agency's and vendors are responsible for their work and finishing level. They are committed to full fill the satisfactory levels and standards, if found not up to the mark. All the working details given are interconnected with all vendors and their respective work, so if found any mistaken in any once work because of someone else both will be responsible, and will be subject to design management decision.

Contractor sign

	LED- C	CEILING INDIRECT LIGHT - LED STRIP		CF	1200 MM SWEEP FAN POINT
	LED- F	FURNITURE INDIRECT LIGHT- LED STRIP		FSB	FURNITURE SWITCH BOARD
	CL	CEILING LIGHT POINT		SB	SWITCH BOARD
	FL	FURNITURE LIGHT POINT		P5A	5A PLUGE POINT
	F WL	FURNITURE WALL LIGHT POINT		P5/15A	15A PLUGE POINT
	WL	WALL LIGHT POINT		S	6A SWITCH
	DL	DOWN LIGHT POINT		2W S	2 WAY SWITCH
	EL	EXTRIOR LIGHT POINT		ACS	16A SWITCH FOR A.C
	CF	900 MM SWEEP FAN POINT		FR	FAN REGULATOR
	HDMI	HDMI		TP	INTERNAL PHONE
	SPK P	SPEAKER POINT		IL	INTERNAL LAN
	CCTV	CCTV CAMERA		DL	DIRECT LINE
	TVP	T.V. POINT		CR	CARD READER FOR EXCESS CONTROL
	TV D P	T.V. DATA POINT		RS	RELEAASE SWITCH
	PJR	PROJECTOR		DB	DOOR BELL
	EF	300 MM EXHAUST FAN		MS	MASTER SWITCH
				LDB	LIGHT DISTRIBUTION BOARD
				TTB	TELEPHONE TAG BOX
				EPABX	EPABX SYSTEM
				HUB	COMPUTER DATA HUB
				DVR	DIGITAL VIDEO RECORDER

Floor Plan



material and labour cost

This image shows a single sheet of white paper with horizontal blue or grey ruling lines. The lines are evenly spaced and run across the width of the page. There are approximately 18 lines visible. The paper has a slight shadow on its right side, suggesting it's resting on a surface.

Note

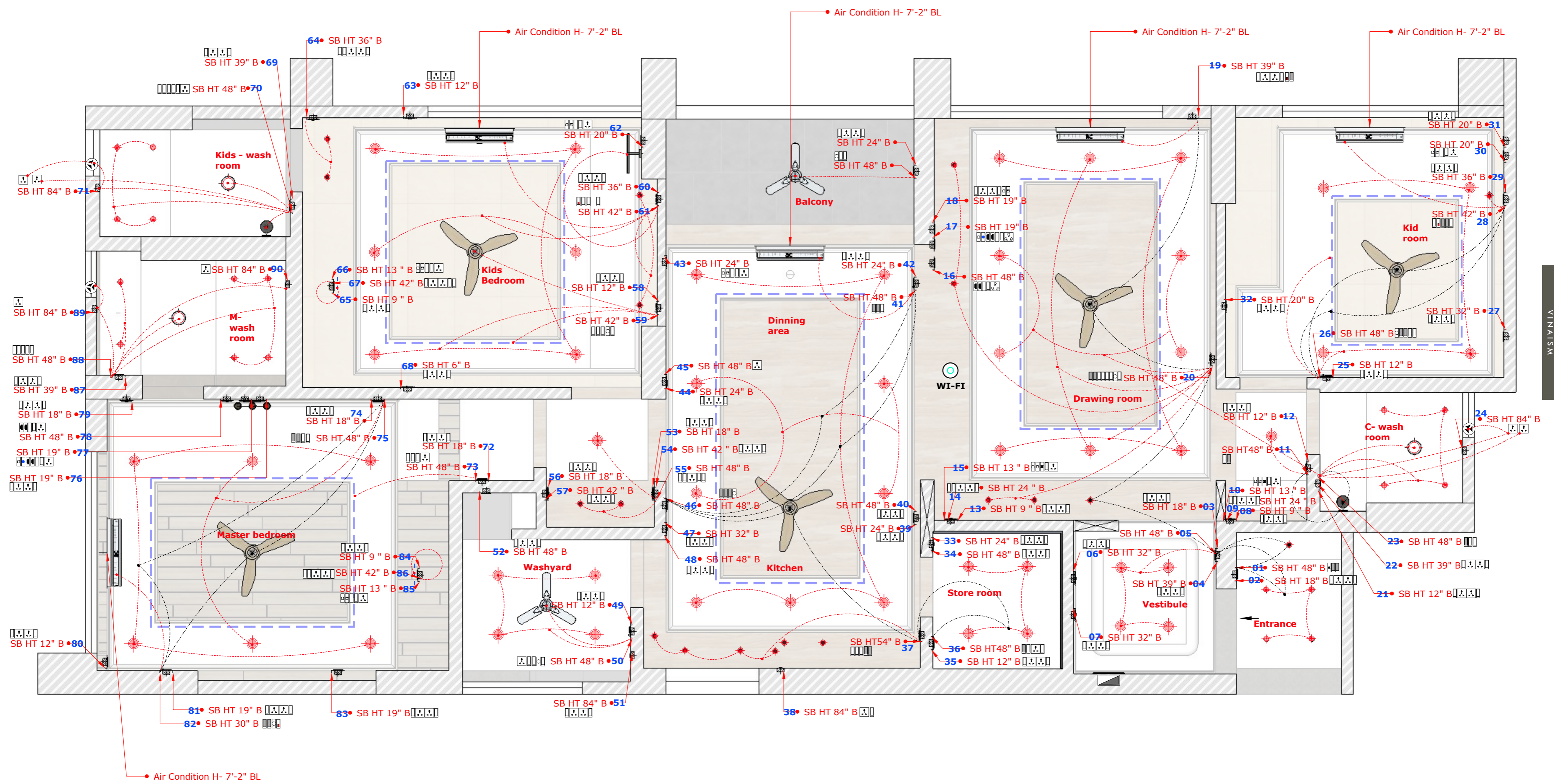
All levels given indicate level of finished floor level and all materials thickness need to substrate from the measurements.

All dimensions are to be read and not to be measured.

Information on this drawing supersedes the in combination with all other architectural and engineering drawings related to the same sheet and any item on it.

The architect- engineer must be informed about contradiction of any kind before construction begins.

All ideas design and arrangements represented here on are property of VINAISM design management.



[illegible]

Site / Project
Responsible Person
Contact Num
Agency Name
Work Starting Date
Estimate Time
Finishing Date

Contractor sign

	LED- C	CEILING INDIRECT LIGHT - LED STRIP		CF	1200 MM SWEEP FAN POINT
	LED- F	FURNITURE INDIRECT LIGHT- LED STRIP		FSB	FURNITURE SWITCH BOARD
	CL	CEILING LIGHT POINT		SB	SWITCH BOARD
	FL	FURNITURE LIGHT POINT		P5A	5A PLUGE POINT
	F WL	FURNITURE WALL LIGHT POINT		P5/15A	15A PLUGE POINT
	WL	WALL LIGHT POINT		S	6A SWITCH
	DL	DOWN LIGHT POINT		2W S	2 WAY SWITCH
	EL	EXTRIOR LIGHT POINT		ACS	16A SWITCH FOR A.C
	CF	900 MM SWEEP FAN POINT		FR	FAN REGULATOR
	HDMI	HDMI		TP	INTERNAL PHONE
	SPK P	SPEAKER POINT		IL	INTERNAL LAN
	CCTV	CCTV CAMERA		DL	DIRECT LINE
	TVP	T.V. POINT		CR	CARD READER FOR EXCESS CONTROL
	TV D P	T.V. DATA POINT		RS	RELEAASE SWITCH
	PJR	PROJECTOR		DB	DOOR BELL
	EF	300 MM EXHAUST FAN		MS	MASTER SWITCH
				LDB	LIGHT DISTRIBUTION BOARD
				TTB	TELEPHONE TAG BOX
				EPABX	EPABX SYSTEM
				HUB	COMPUTER DATA HUB
				DVR	DIGITAL VIDEO RECORDER

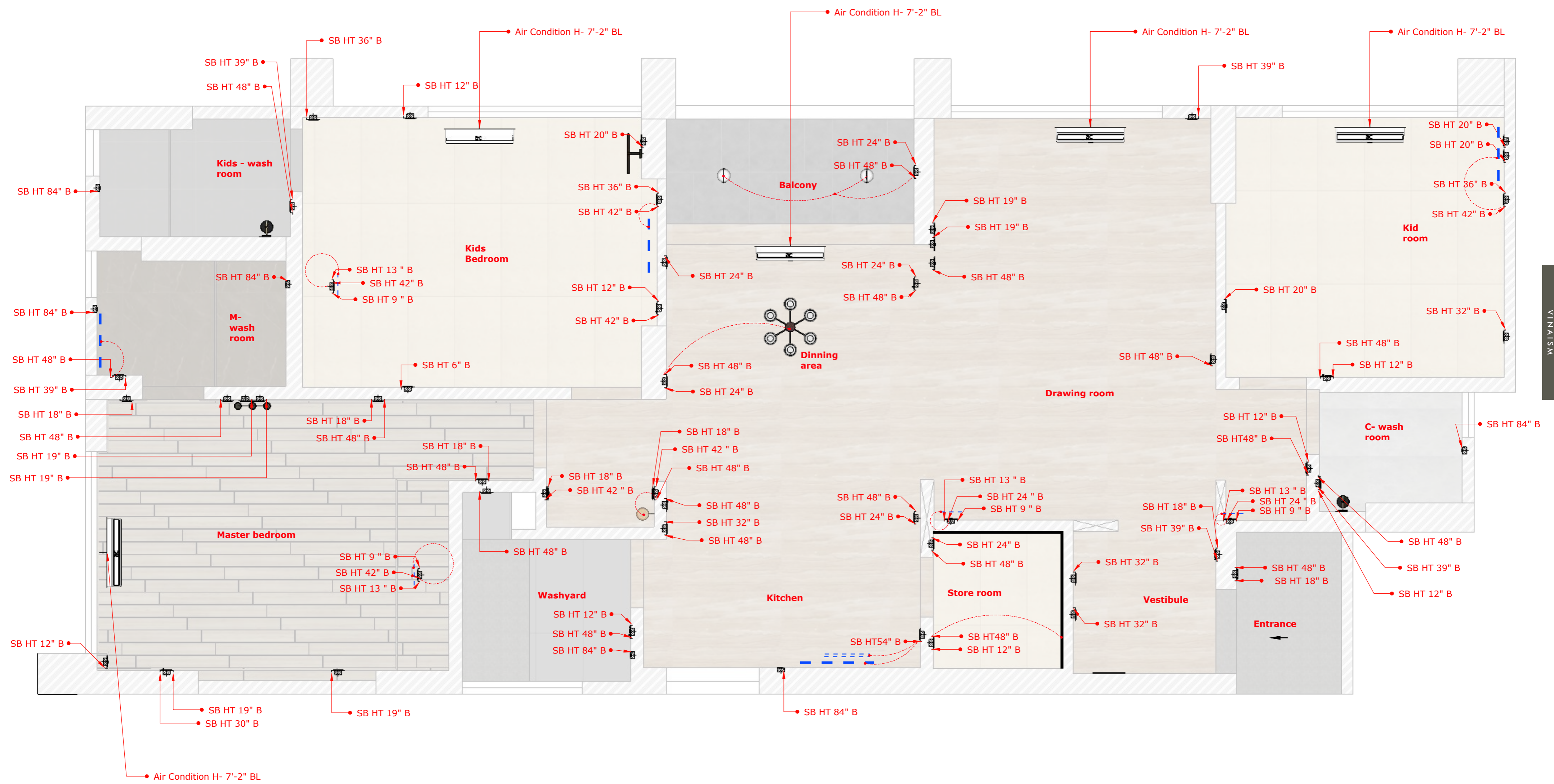
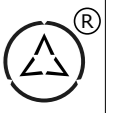
The floor plan shows a rectangular building layout. On the left side, there is a Master bedroom with a staircase leading down. Above it are two smaller bedrooms: a K-wash room and an M-wash room. A large kids bedroom is located in the upper left. In the center, there is a Dining area with a central chandelier. To the right of the Dining area is a Kitchen, which is connected to a Store room and a Vestibule. The Vestibule leads to the Entrance. To the right of the Dining area is a Balcony. Further right is a Drawing room, which is adjacent to a Kid room. A C-washroom is located near the Kid room. A Washyard is situated between the Master bedroom and the Kitchen. A washbasin area is located near the Dining area. The plan includes various fixtures like doors, windows, and a central chandelier.

[illegible]

All levels given indicate level of finished floor level and all materials thickness need to substrate from the measurements.

All dimensions are to be read and not to be measured. Information on this drawing supersedes the in combination with all other architectural and engineering drawings related to the same sheet and any item on it. The architect- engineer must be informed about contradiction of any kind before construction begins.

All ideas design and arrangements represented here on are property of VINAIMP design management.



VINAISM

[illegible]

Site / Project
Responsible Person
Contact Num
Agency Name
Work Starting Date
Estimate Time
Finishing Date

Contractor sign

This image shows a full page of blank graph paper. The grid consists of small, uniform squares formed by thin, light gray lines. There are no margins, text, or other markings on the page.

The floor plan shows a rectangular layout. On the left is a large Master bedroom with a brick wall and a built-in wardrobe. Adjacent to it is a kids bedroom. At the top left are two small washrooms (K-wash room and M-wash room). A central corridor provides access to a Balcony, a Dining area, and a Kitchen. The Kitchen includes a Store room and a Vestibule. On the right side, there is a Kid room, a C-washroom, and an Entrance with a red arrow pointing in. A Washyard and a washbasin area are located near the Master bedroom and the Dining area.

[illegible]


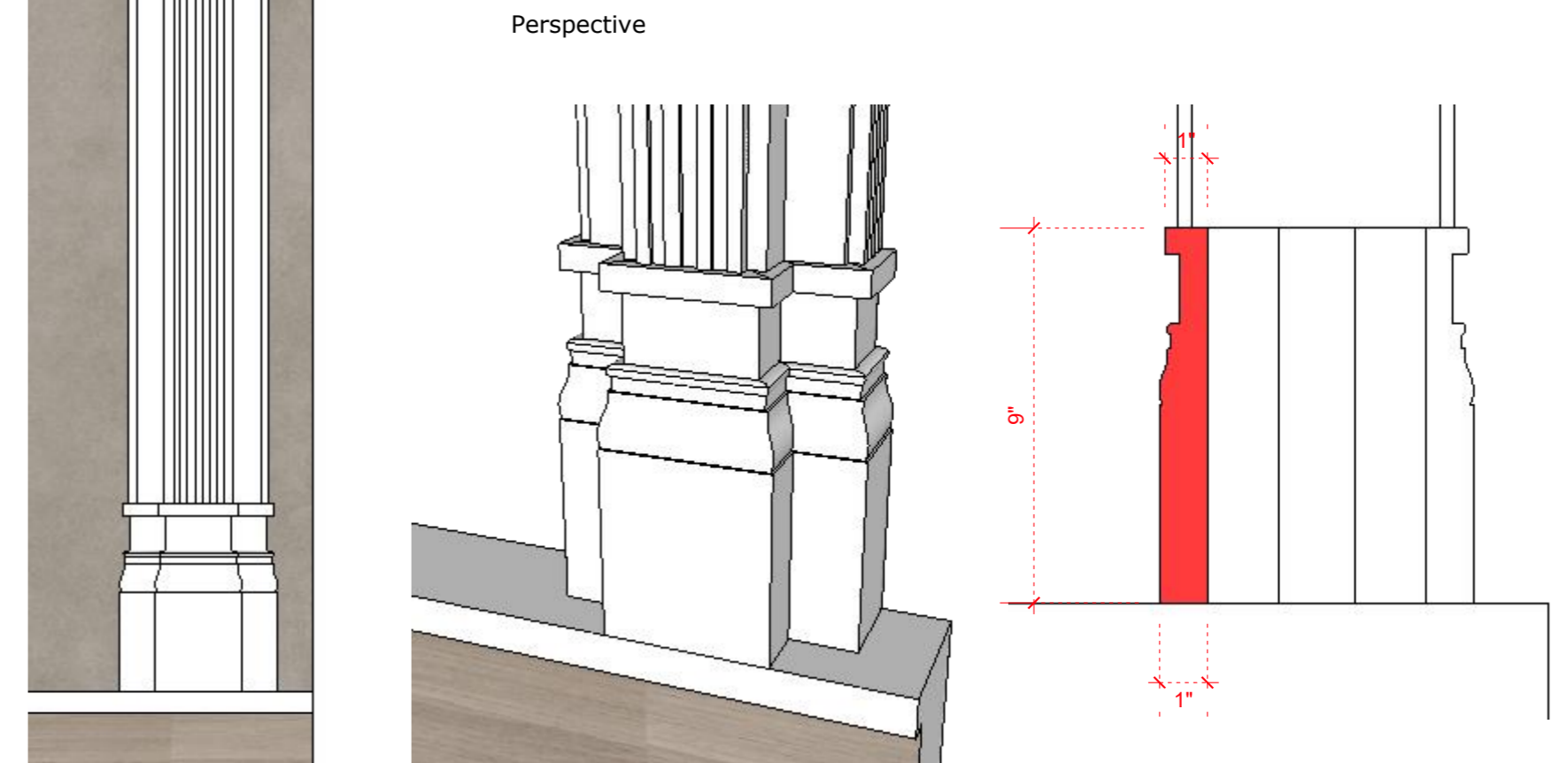
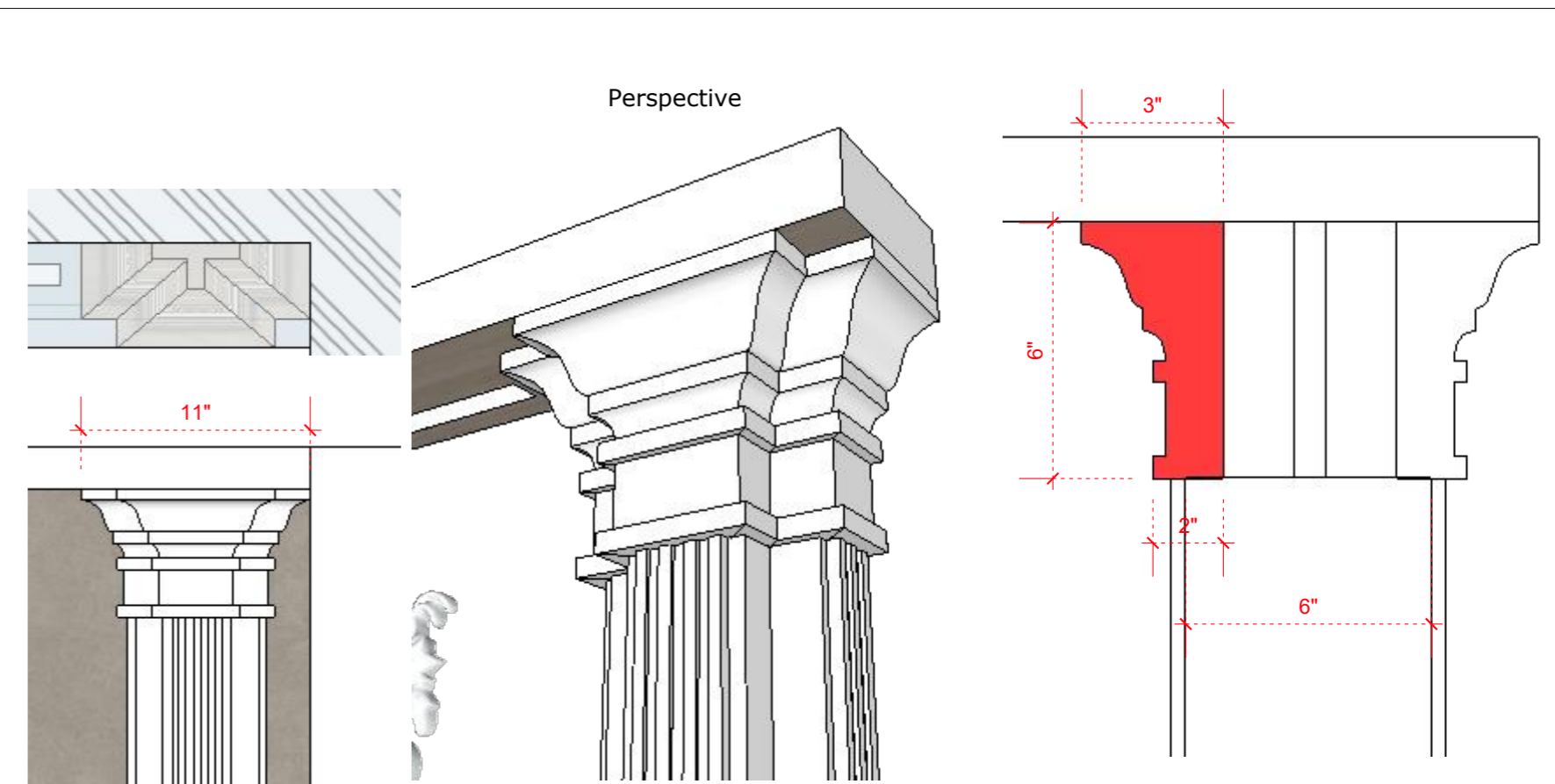
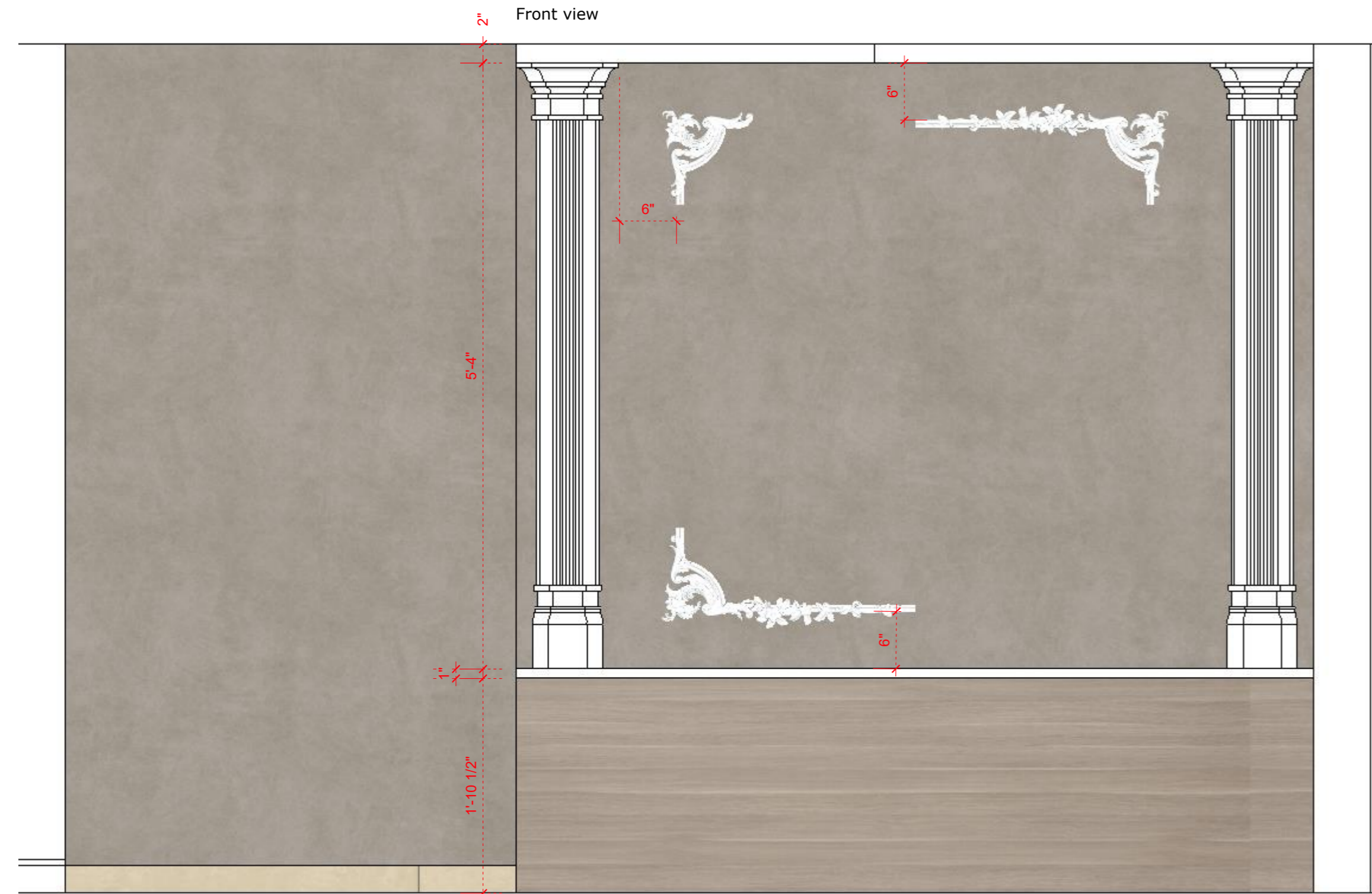
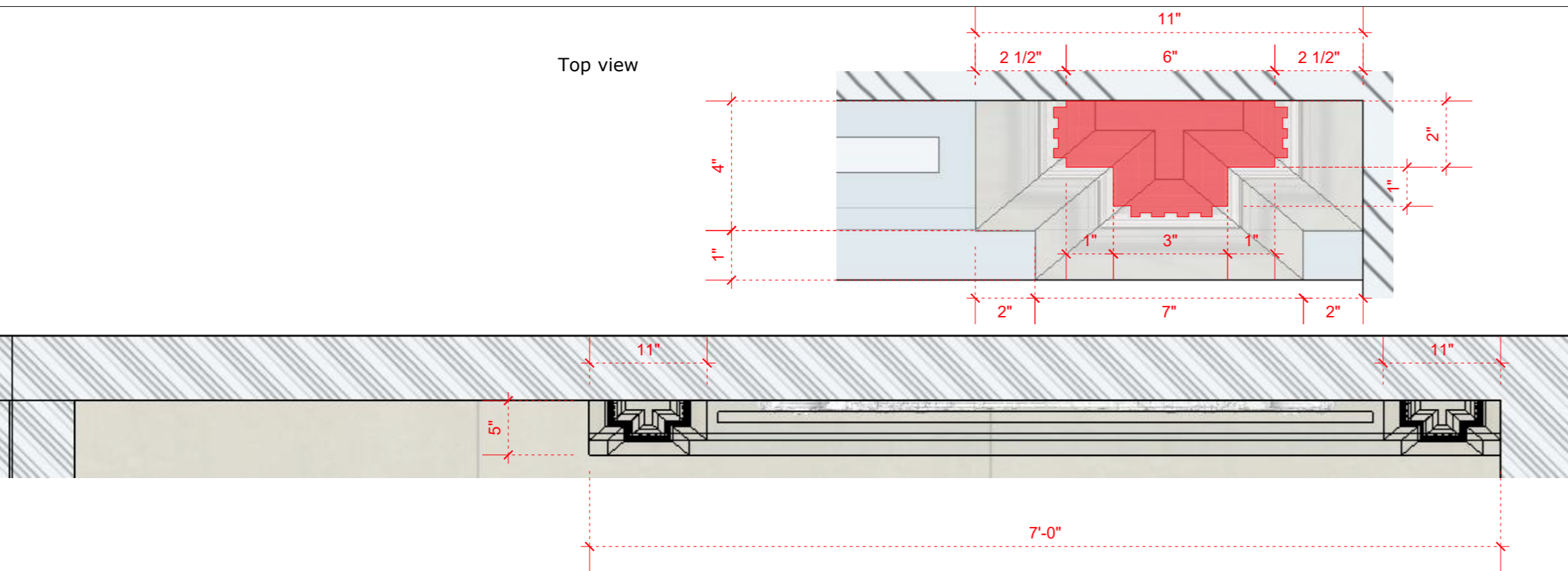
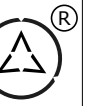
All levels given indicate level of finished floor level and all materials thickness need to substrate from the measurements.

All dimensions are to be read and not to be measured.

Information on this drawing supersedes the in combination with all other architectural and engineering drawings related to the same sheet and any item on it.

The architect- engineer must be informed about contradiction of any kind before construction begins.

All ideas design and arrangements represented here on are property of VINAIS design management.



Scan to view 3D



General note & Disclaimers are on first page of this plan set.

VINAISM assumes no responsibility for changes made to these plan by others and makes no warranties either expressed or implied, regarding these plans.

Copy right, Disclaimer and construction warning.

This plan is protected under Copyright Law. The plan may need to be adapted to local codes and conditions. Please see the first sheet of the plan for full copyright, disclaimer and construction warnings.

Date to coordinate with key person

[illegible]

visiting card

Site / Project

Responsible Person

Contact Num

Agency Name

Work Starting Date


Estimate Time

Finishing Date

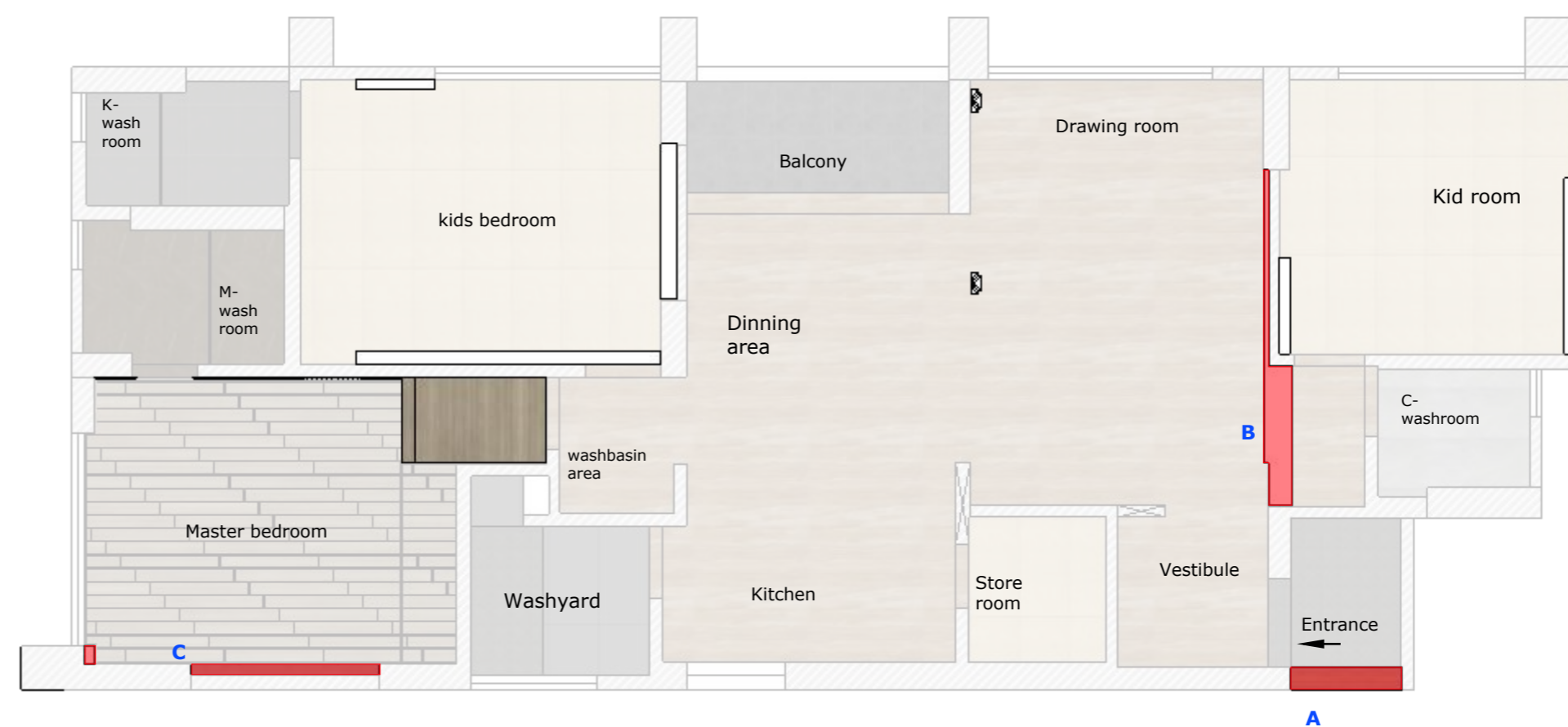
All the agency's and vendors are responsible for their work and finishing level. They are committed to full fill the satisfactory levels and standards, if found not up to the mark. All the working details given are interconnected with all vendors and their respective work, so if found any mistaken in any once work because of someone else both will be responsible, and will be subject to design management decision.

Contractor sign

Drawing Board



Floor Plan



material and labour cost

[illegible]

Note

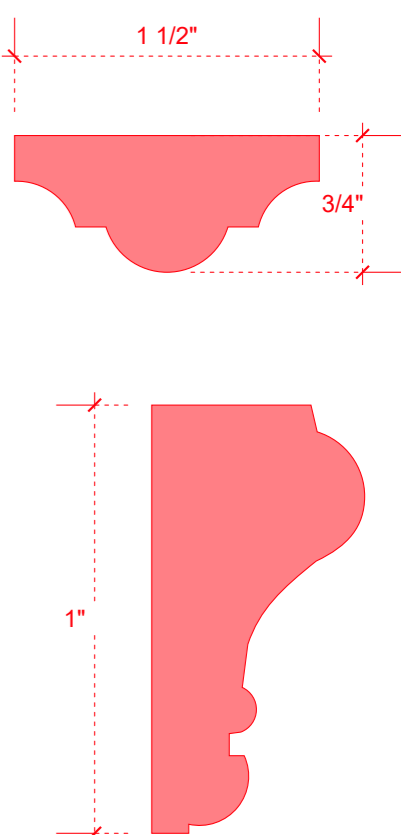

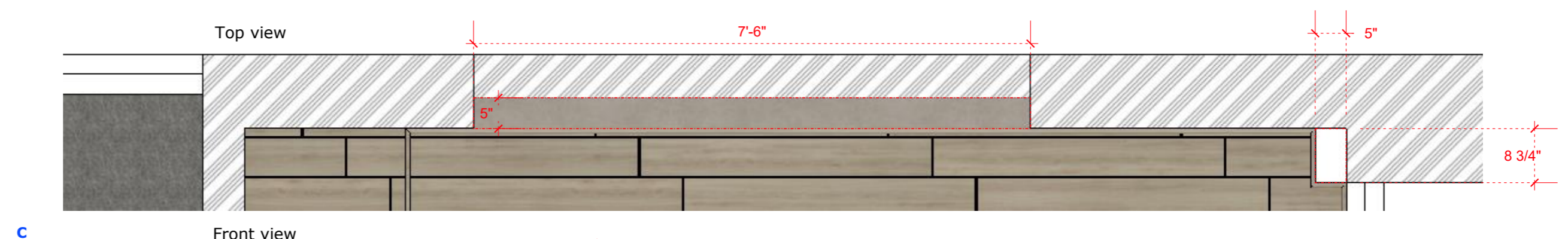
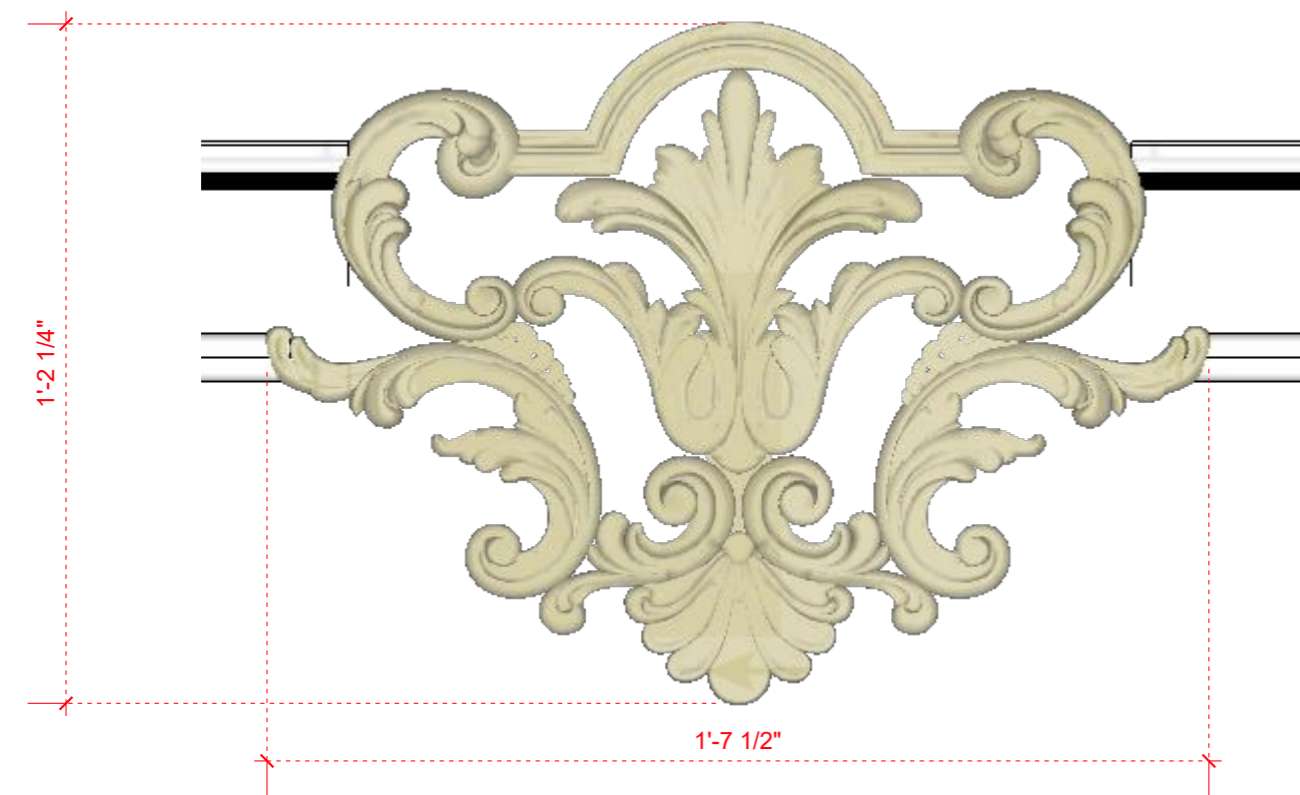
All levels given indicate level of finished floor level and all materials thickness need to substrate from the measurements.

All dimensions are to be read and not to be measured.

Information on this drawing supersedes the in combination with all other architectural and engineering drawings related to the same sheet and any item on it.

The architect- engineer must be informed about contradiction of any kind before construction begins.

All ideas design and arrangements represented here on are property of VINAISM design management.




[illegible]

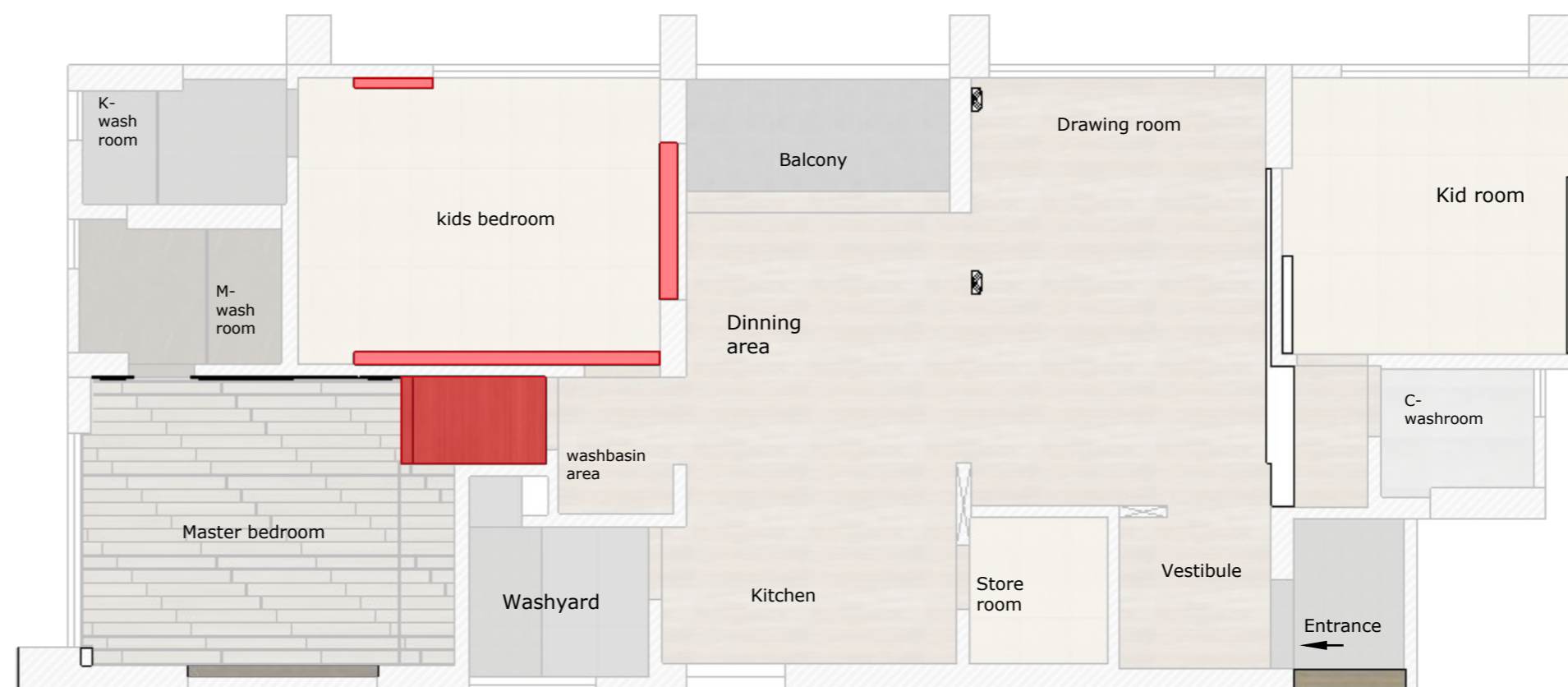
Site / Project	
Responsible Person	
Contact Num	
Agency Name	
Work Starting Date	
Estimate Time	
Finishing Date	

Contractor sign

Drawing Board



Floor Plan



material and labour cost

Note

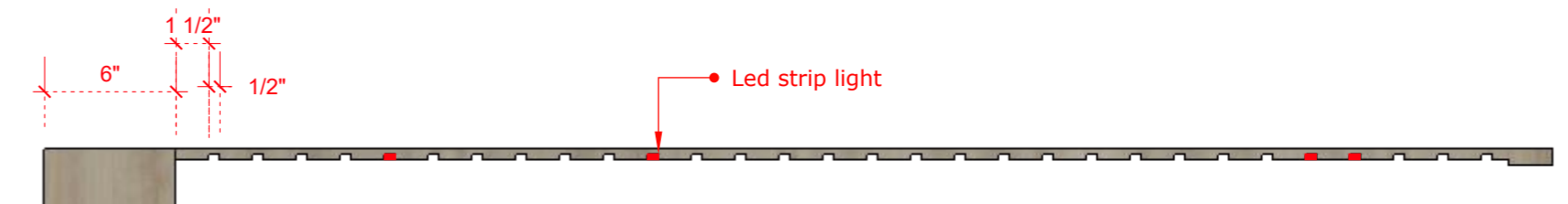
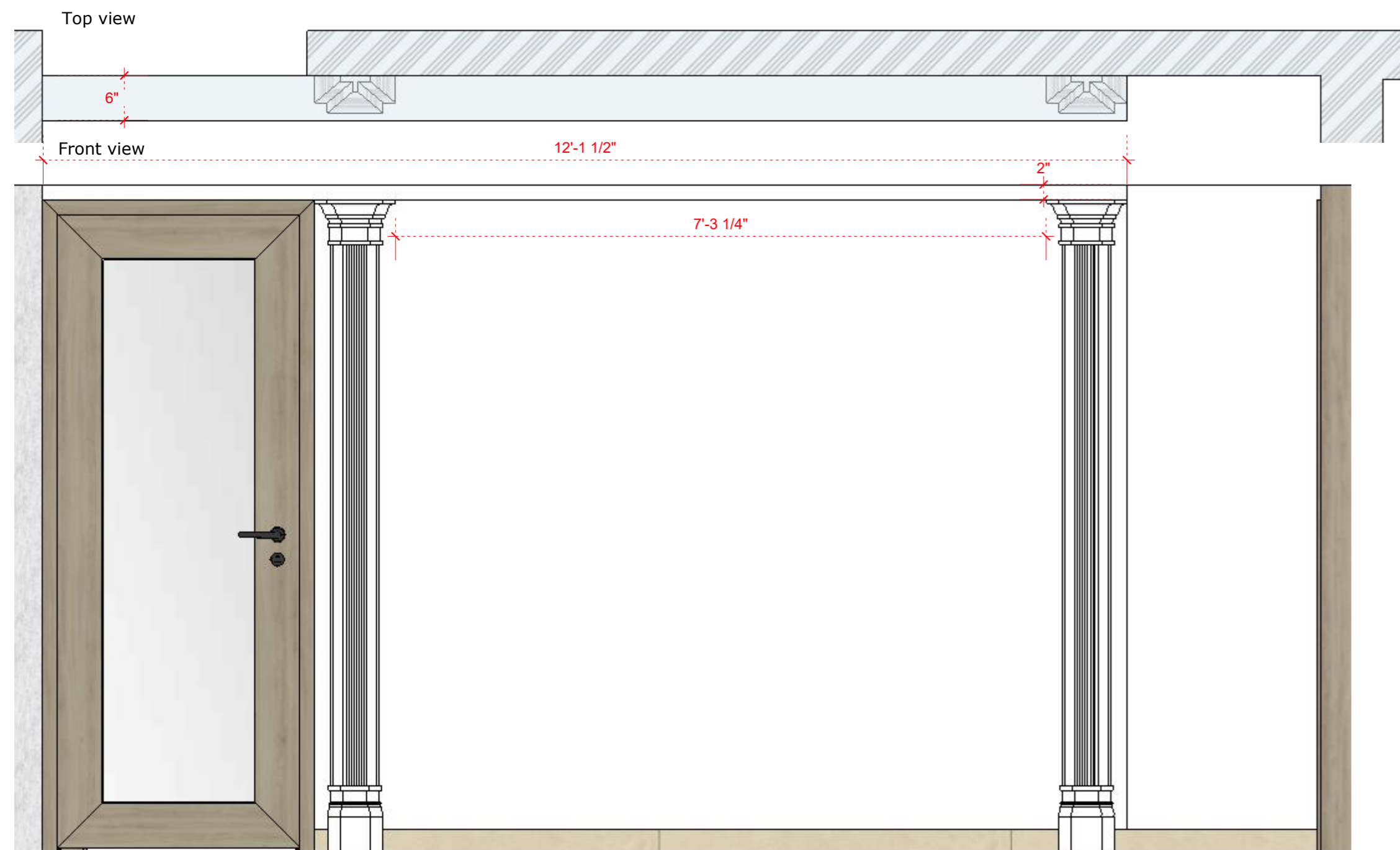
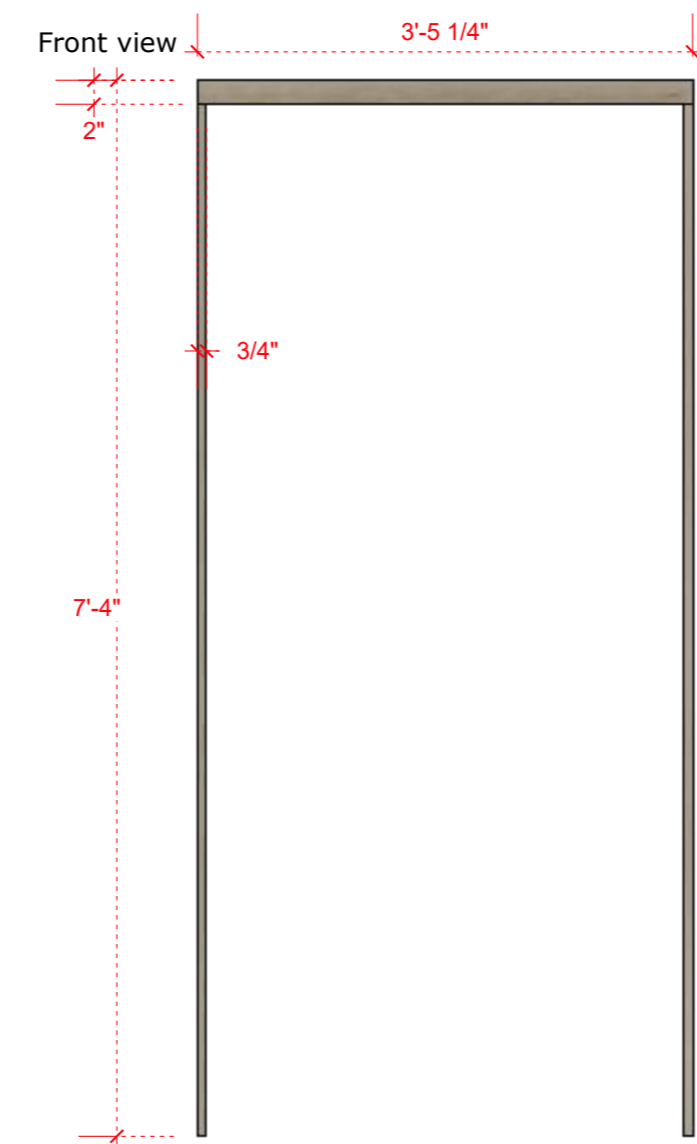
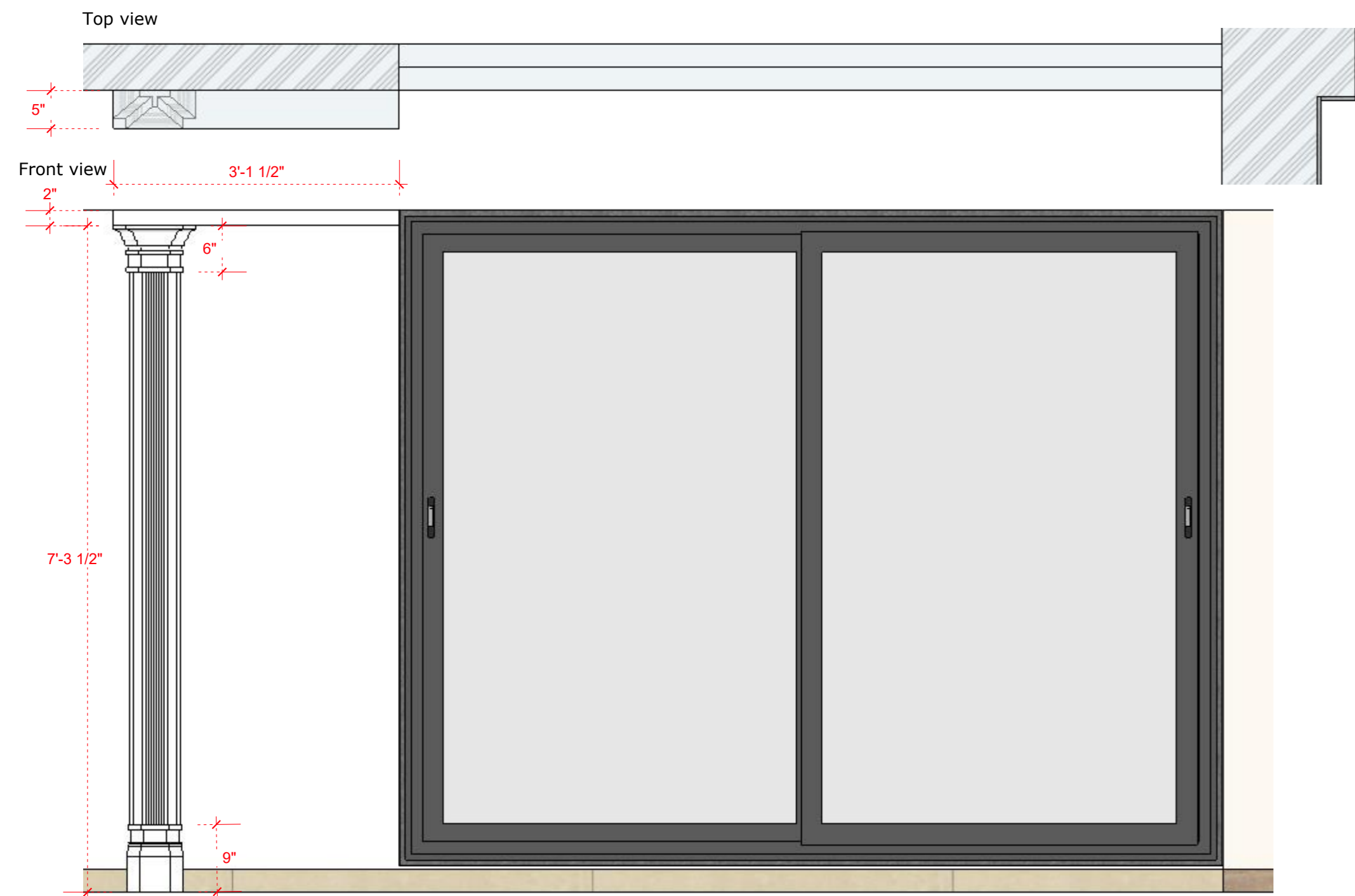
All levels given indicate level of finished floor level and all materials thickness need to substrate from the measurements.

All dimensions are to be read and not to be measured.

Information on this drawing supersedes the in combination with all other architectural and engineering drawings related to the same sheet and any item on it.

The architect- engineer must be informed about contradiction of any kind before construction begins.

All ideas design and arrangements represented here on are property of VINAISM design management.



Scan to view 3D



General note & Disclaimers are on first page of this plan set.

V I N A I S M assumes no responsibility for changes made to these plan by others and makes no warranties either expressed or implied, regarding these plans.

Copy right, Disclaimer and construction warning.

This plan is protected under Copyright Law. The plan may need to be adapted to local codes and conditions. Please see the first sheet of the plan for full copyright, disclaimer and construction warnings.

Date to coordinate with key person

[illegible]

visiting card

Site / Project

Responsible Person

Contact Num

Agency Name

Work Starting Date


Estimate Time

Finishing Date

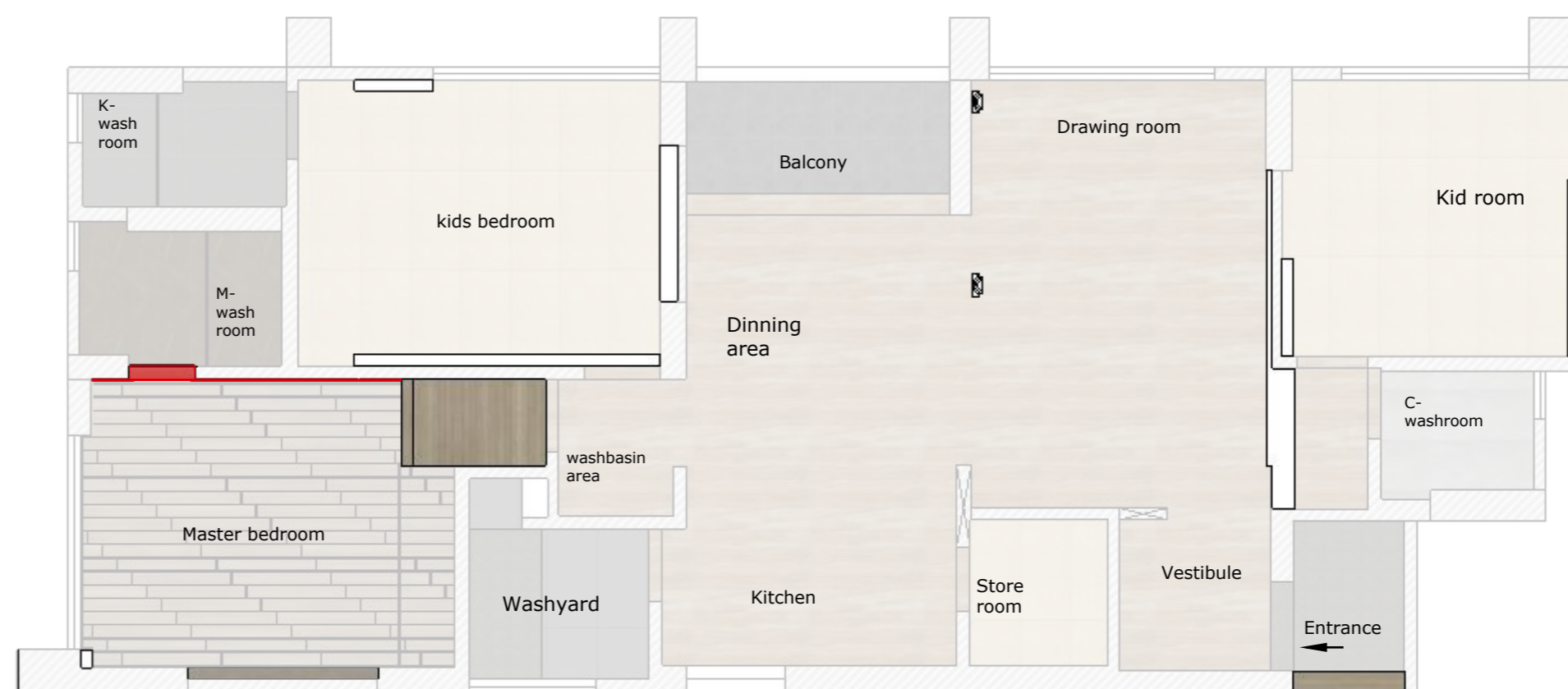
All the agency's and vendors are responsible for their work and finishing level. They are committed to full fill the satisfactory levels and standards, if found not up to the mark. All the working details given are interconnected with all vendors and their respective work, so if found any mistaken in any once work because of someone else both will be responsible, and will be subject to design management decision.

Contractor sign

Drawing Board



Floor Plan



material and labour cost

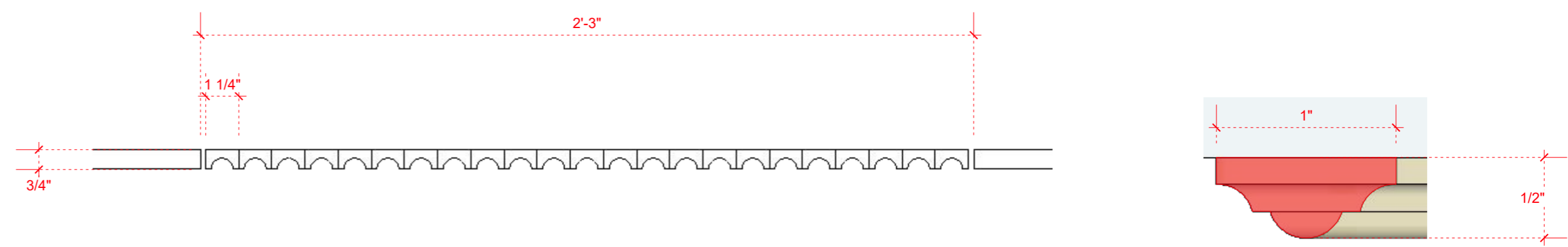
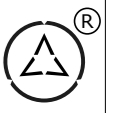
[illegible]

Note

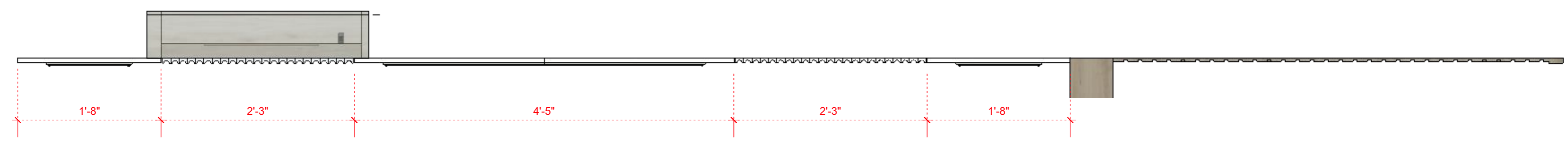
All levels given indicate level of finished floor level and all materials thickness need to substrate from the measurements.

All dimensions are to be read and not to be measured. Information on this drawing supersedes the in combination with all other architectural and engineering drawings related to the same sheet and any item on it. The architect- engineer must be informed about contradiction of any kind before construction begins.

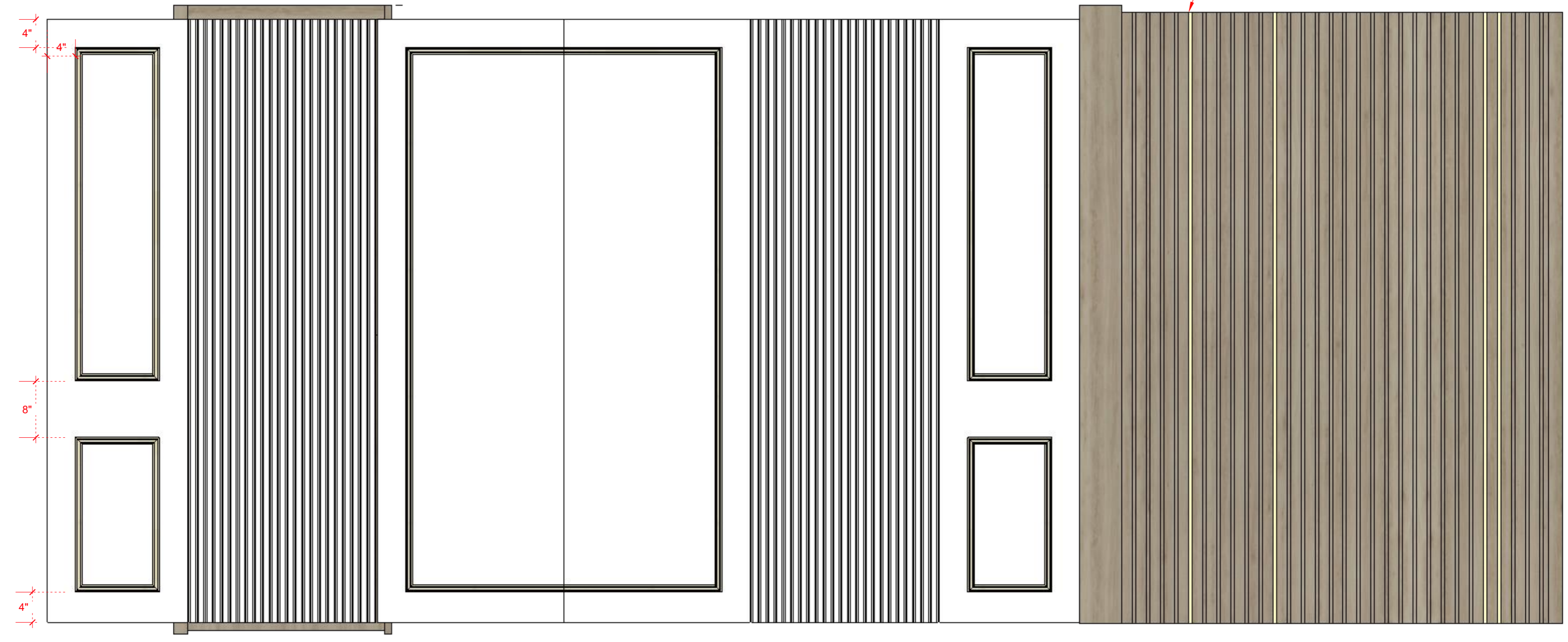
All ideas design and arrangements represented here on are property of VINAISM design management.



Top view



Front view



VINAISM

Scan to view 3D



General note & Disclaimers are on first page of this plan set.

VINAISM assumes no responsibility for changes made to these plan by others and makes no warranties either expressed or implied, regarding these plans.

Copy right, Disclaimer and construction warning.

This plan is protected under Copyright Law. The plan may need to be adapted to local codes and conditions. Please see the first sheet of the plan for full copyright, disclaimer and construction warnings.

Date to coordinate with key person

[illegible]

visiting card

Site / Project

Responsible Person

Contact Num

Agency Name

Work Starting Date


Estimate Time

Finishing Date

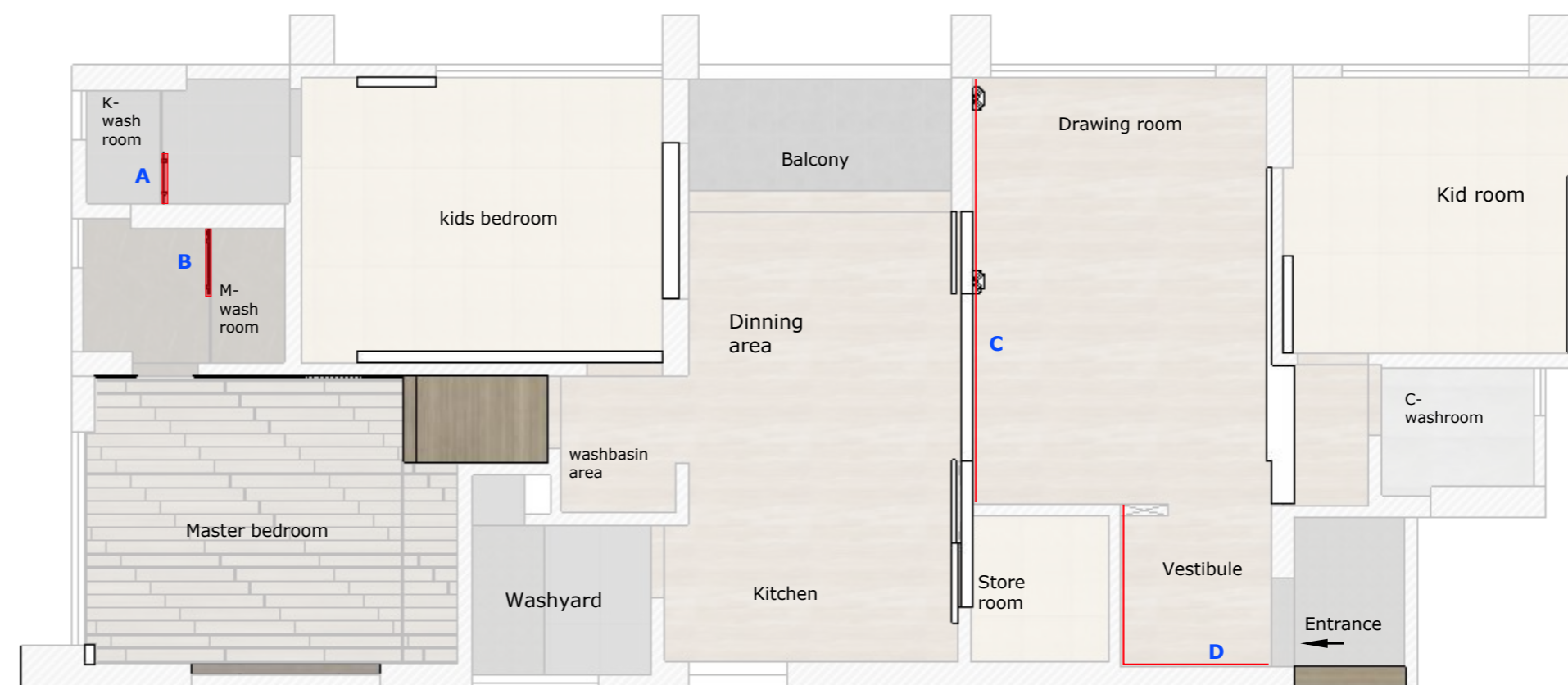
All the agency's and vendors are responsible for their work and finishing level. They are committed to full fill the satisfactory levels and standards, if found not up to the mark. All the working details given are interconnected with all vendors and their respective work, so if found any mistaken in any once work because of someone else both will be responsible, and will be subject to design management decision.

Contractor sign

Drawing Board



Floor Plan



material and labour cost

[illegible]

Note

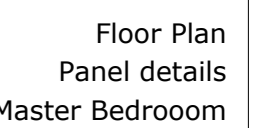
All levels given indicate level of finished floor level and all materials thickness need to substrate from the measurements.

All dimensions are to be read and not to be measured.

Information on this drawing supersedes the in combination with all other architectural and engineering drawings related to the same sheet and any item on it.

The architect- engineer must be informed about contradiction of any kind before construction begins.

All ideas design and arrangements represented here on are property of VINAISM design management.



Scan to view 3D



General note & Disclaimers are on first page of this plan set.

V I N A I S M assumes no responsibility for changes made to these plan by others and makes no warranties either expressed or implied, regarding these plans.

Copy right, Disclaimer and construction warning.

This plan is protected under Copyright Law. The plan may need to be adapted to local codes and conditions. Please see the first sheet of the plan for full copyright, disclaimer and construction warnings.

Date to coordinate with key person

[illegible]

visiting card

Site / Project

Responsible Person

Contact Num

Agency Name

Work Starting Date


Estimate Time

Finishing Date

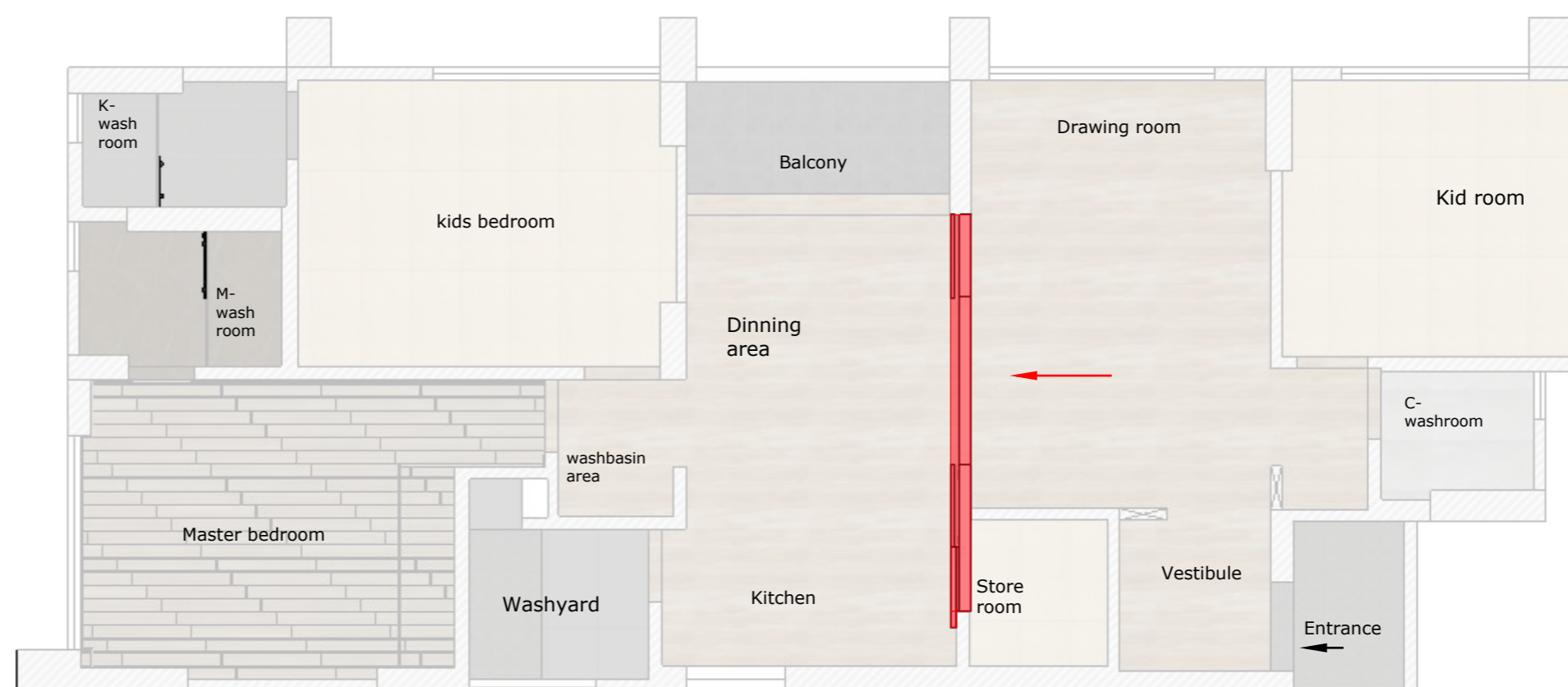
All the agency's and vendors are responsible for their work and finishing level. They are committed to full fill the satisfactory levels and standards, if found not up to the mark. All the working details given are interconnected with all vendors and their respective work, so if found any mistaken in any once work because of someone else both will be responsible, and will be subject to design management decision.

Contractor sign

Drawing Board



Floor Plan



material and labour cost

[illegible]

Note

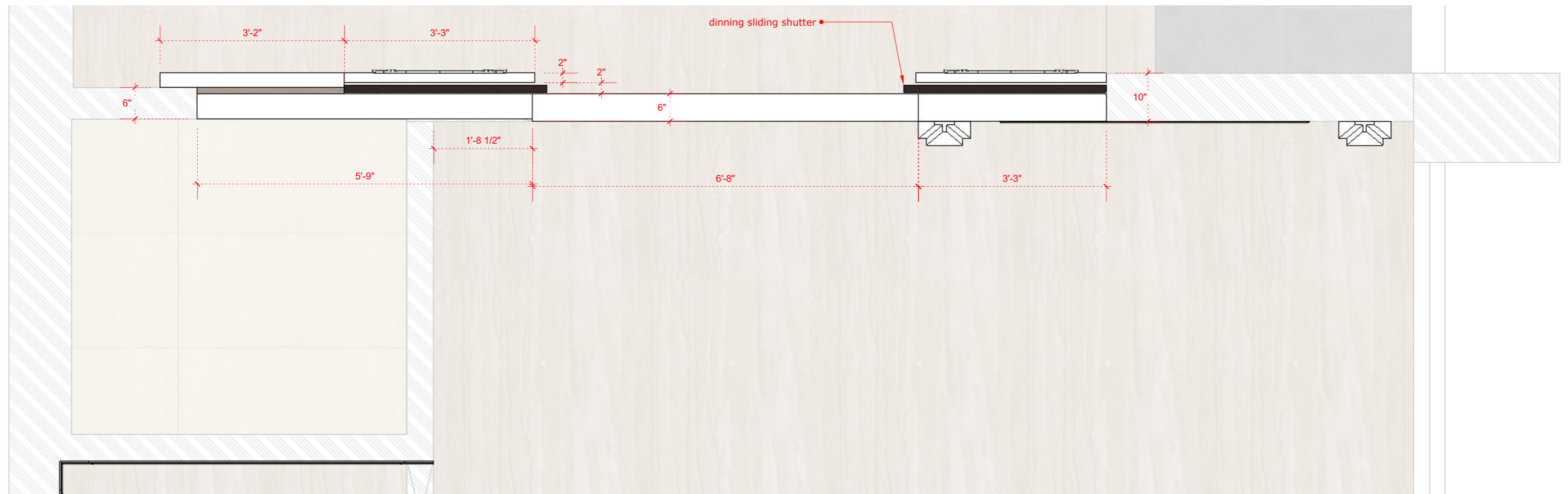
All levels given indicate level of finished floor level and all materials thickness need to substrate from the measurements.

All dimensions are to be read and not to be measured. Information on this drawing supersedes the in combination with all other architectural and engineering drawings related to the same sheet and any item on it. The architect- engineer must be informed about contradiction of any kind before construction begins.

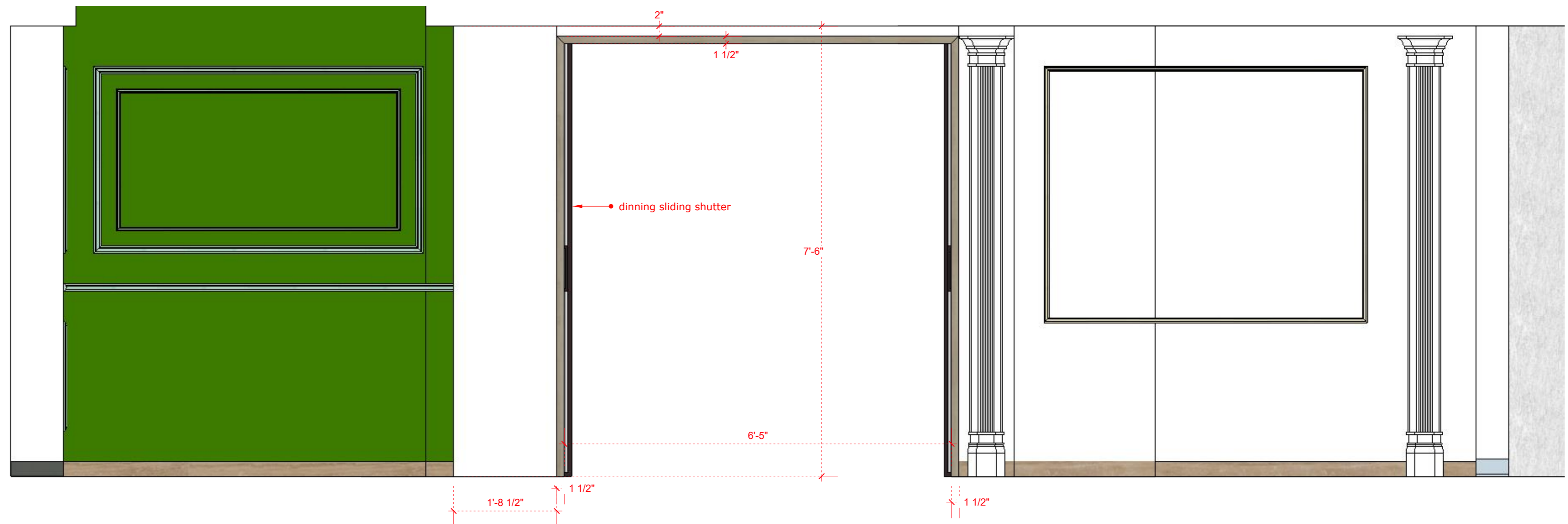
All ideas design and arrangements represented here on are property of VINAISM design management.



Top view



Front view



Date to coordinate with key person

[illegible]


visiting card

Site / Project	
Responsible Person	
Contact Num	
Agency Name	
Work Starting Date	
Estimate Time	
Finishing Date	

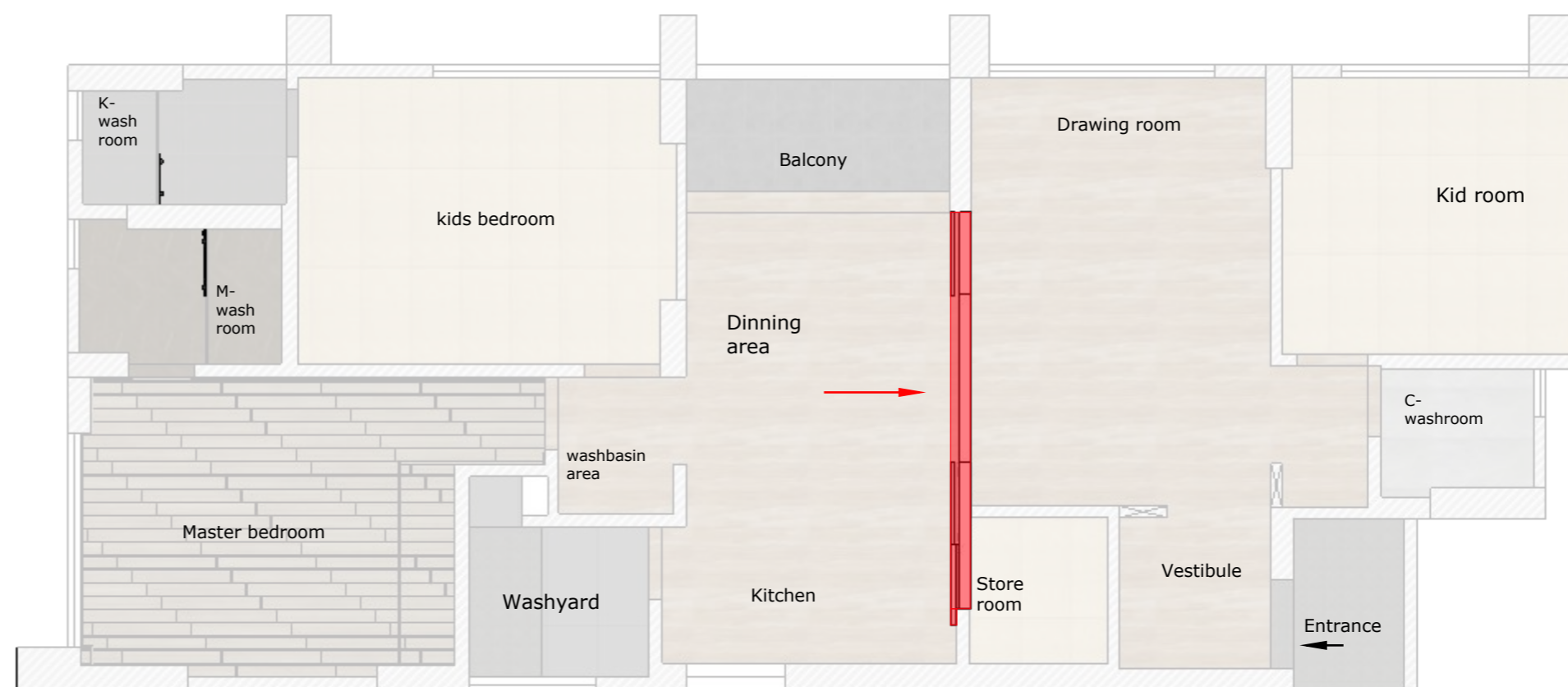
All the agency's and vendors are responsible for their work and finishing level. They are committed to full fill the satisfactory levels and standards, if found not up to the mark. All the working details given are interconnected with all vendors and their respective work, so if found any mistaken in any once work because of someone else both will be responsible, and will be subject to design management decision.

Contractor sign

Drawing Board



Floor Plan



material and labour cost

[illegible]

Note

All levels given indicate level of finished floor level and all materials thickness need to substrate from the measurements.

All dimensions are to be read and not to be measured.


Information on this drawing supersedes the in combination with all other architectural and engineering drawings related to the same sheet and any item on it.

The architect is not responsible for any contradiction or contradiction of any kind before construction begins.

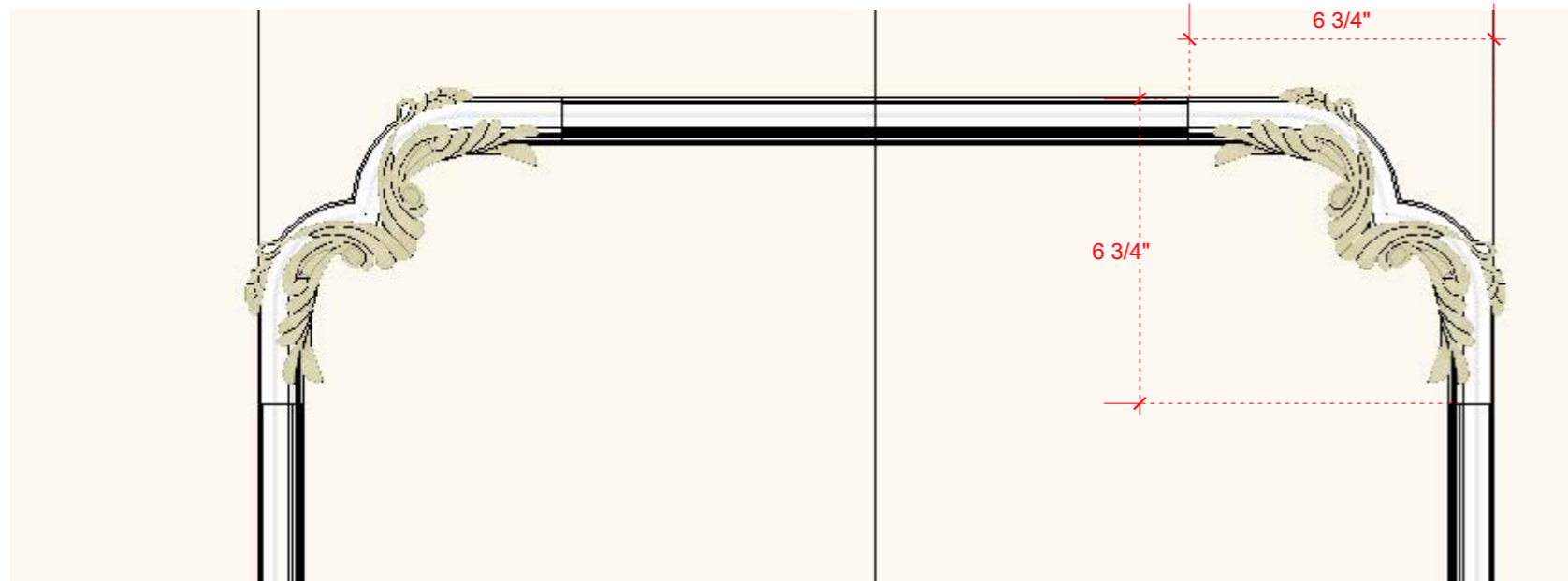
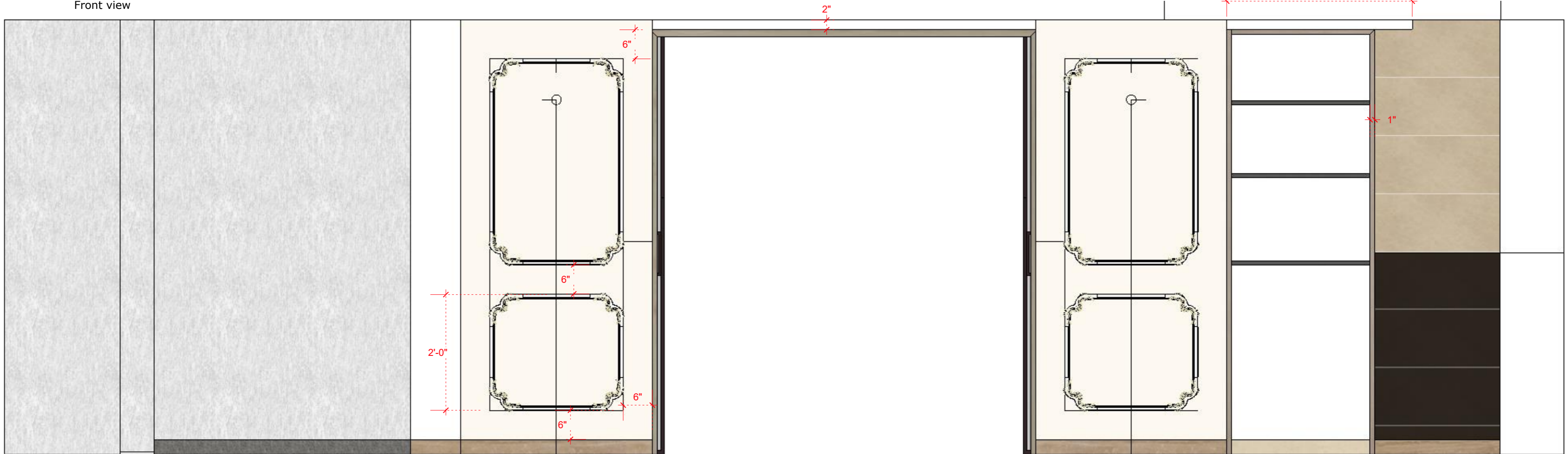
All ideas design and arrangements represented here on are property of VINAIMP design management.



Top view



Front view



[illegible]

Site / Project
Responsible Person
Contact Num
Agency Name
Work Starting Date
Estimate Time
Finishing Date

Contractor sign

This image shows a full page of blank graph paper. The grid consists of small, equal-sized squares formed by thin, light gray lines. There are no margins, text, or other markings on the page.

The floor plan shows a house with the following rooms and features:

- Kids bedroom:** A large room at the top left.
- K-wash room:** A small room adjacent to the kids bedroom.
- M-wash room:** A small room below the K-wash room.
- Master bedroom:** A large room at the bottom left, featuring a brick pattern.
- Washbasin area:** A small area between the Master bedroom and the Kitchen.
- Washyard:** A small outdoor area adjacent to the Master bedroom.
- Dinning area:** A large central room.
- Kitchen:** A room at the bottom center.
- Store room:** A small room adjacent to the Kitchen.
- Vestibule:** A small room adjacent to the Store room.
- Entrance:** The main entry point to the house.
- Drawing room:** A large room at the top right.
- Kid room:** A large room at the far right.
- C-wash room:** A small room adjacent to the Kid room.
- Balcony:** A small outdoor area adjacent to the Dinning area.

Nine doors are labeled with red text and black outlines:

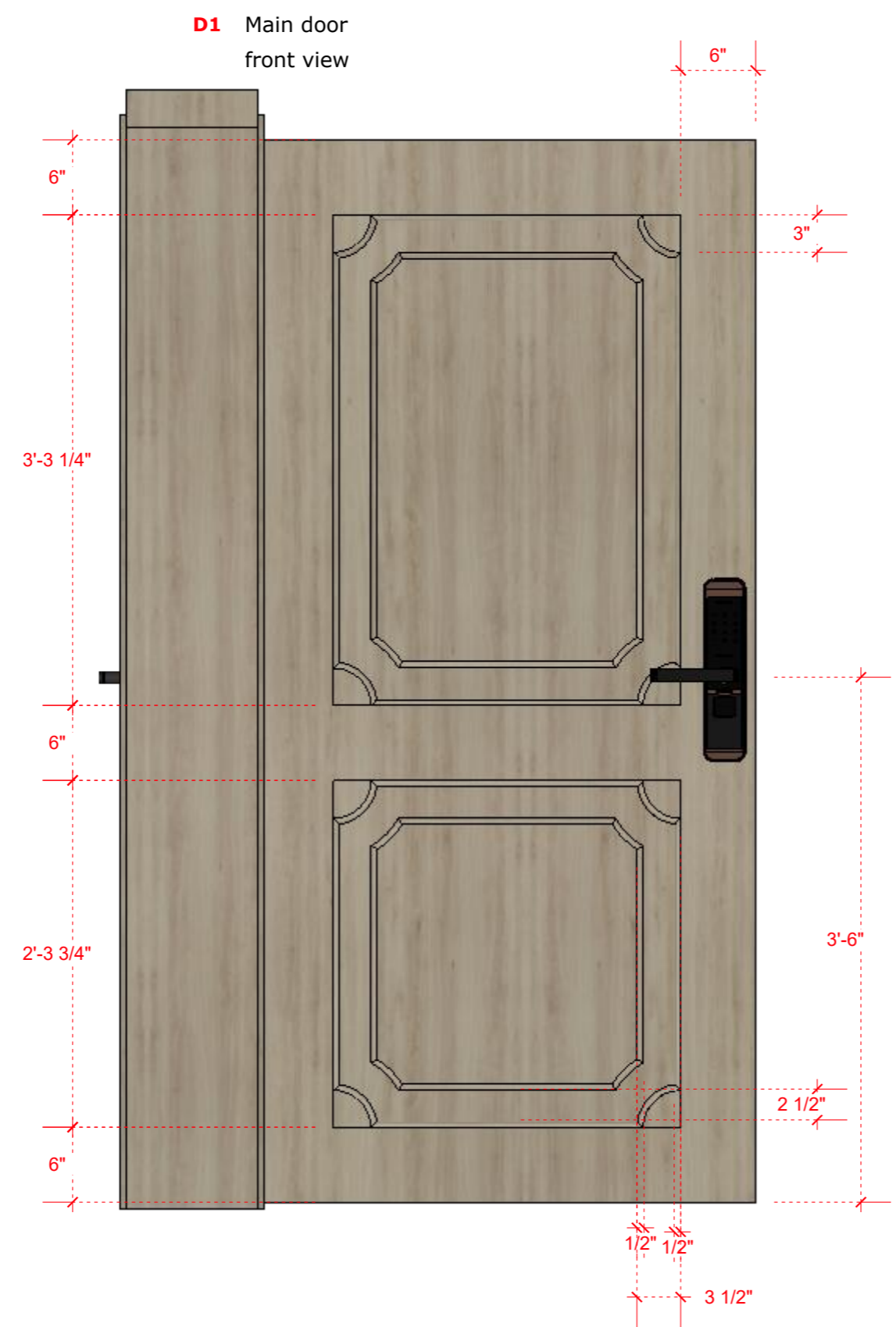
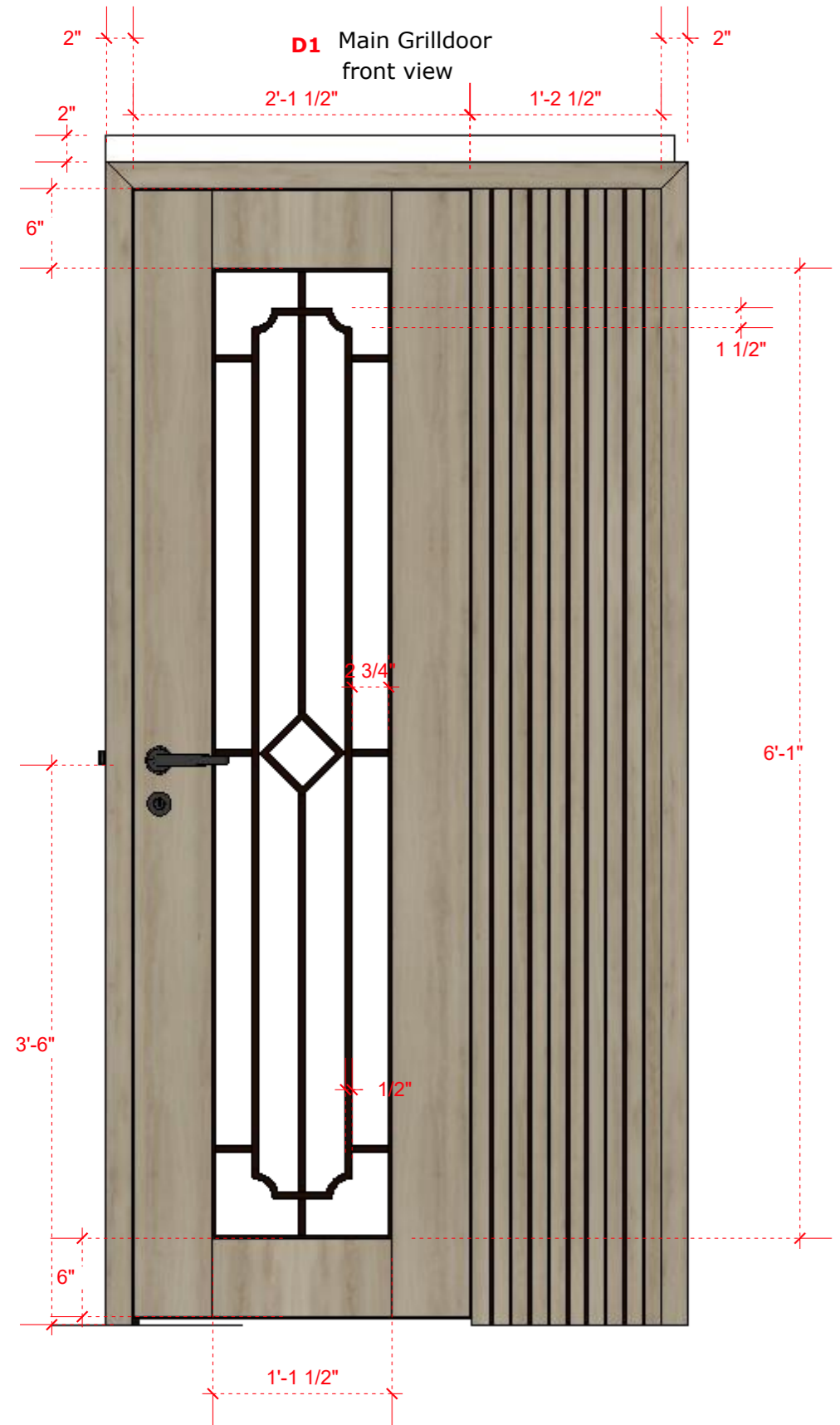
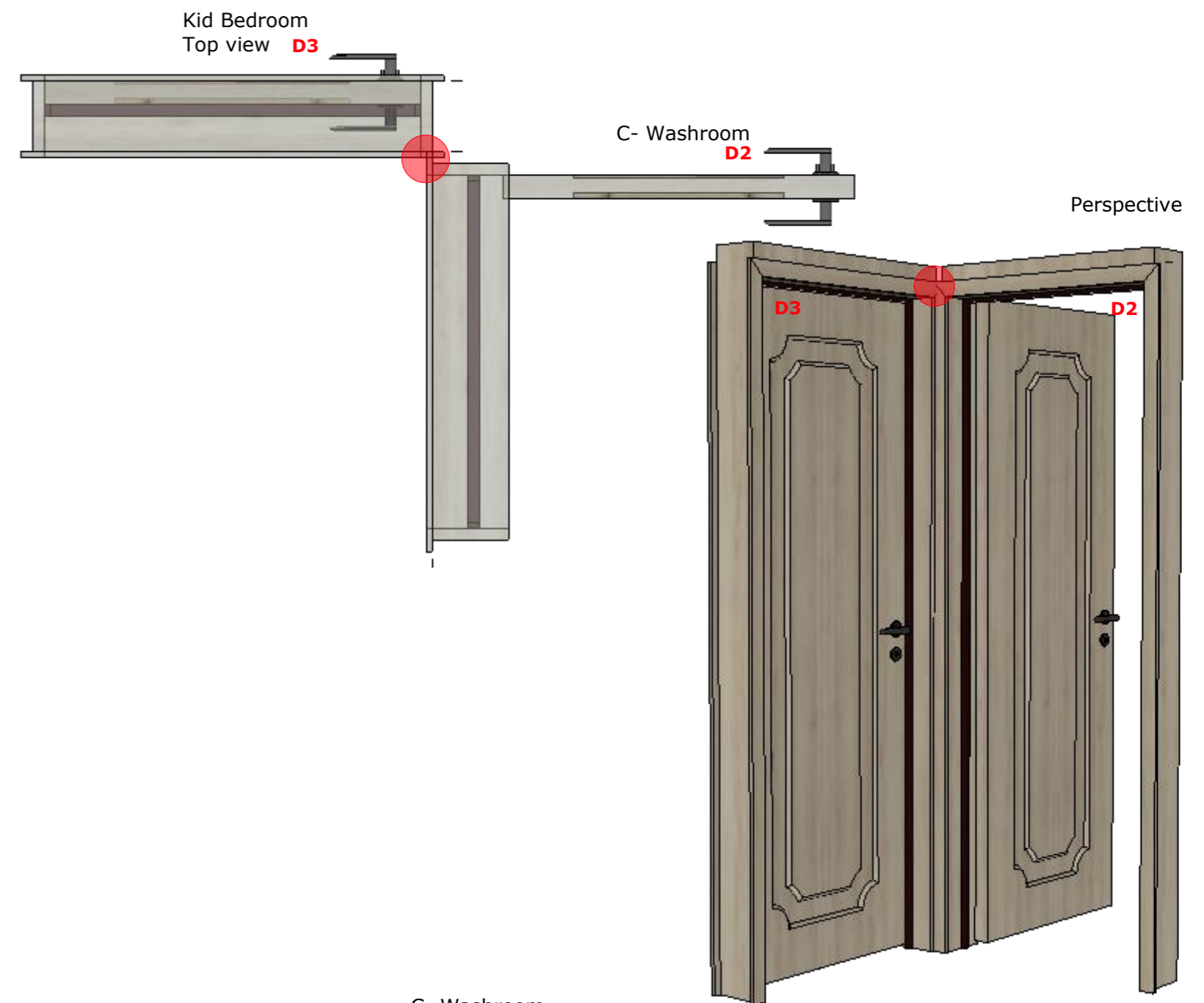
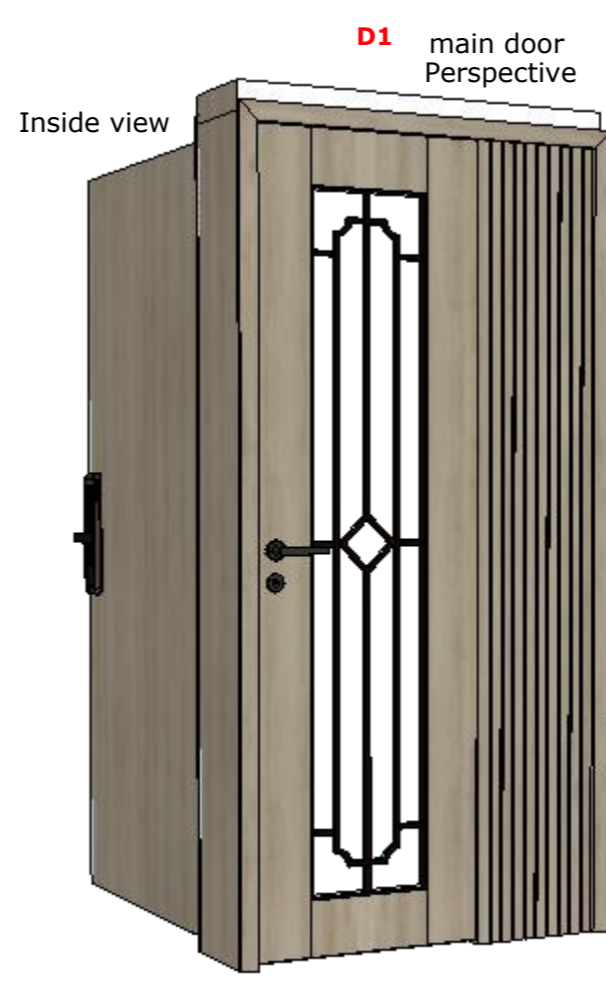
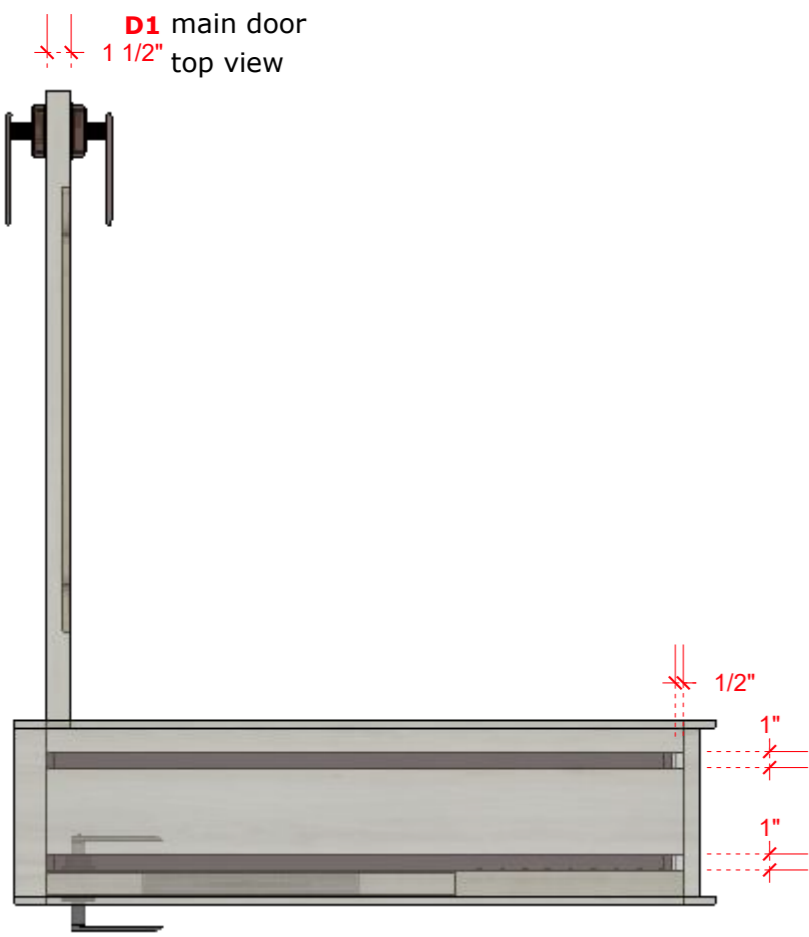
- D1:** Entrance to the Vestibule.
- D2:** Entrance to the C-wash room.
- D3:** Entrance to the Kid room.
- D4:** Entrance to the Dinning area from the Drawing room.
- D5:** Entrance to the Kitchen from the Washyard.
- D6:** Entrance to the Dinning area from the Kids bedroom.
- D7:** Entrance to the Kids bedroom from the K-wash room.
- D8:** Entrance to the Washbasin area from the Master bedroom.
- D9:** Entrance to the M-wash room from the Master bedroom.

[illegible]

All levels given indicate level of finished floor level and all materials thickness need to substrate from the measurements.

All dimensions are to be read and not to be measured. Information on this drawing supersedes the in combination with all other architectural and engineering drawings related to the same sheet and any item on it. The architect- engineer must be informed about contradiction of any kind before construction begins.

All ideas design and arrangements represented here on are property of VINAIS design management.




VINAISM

[illegible]

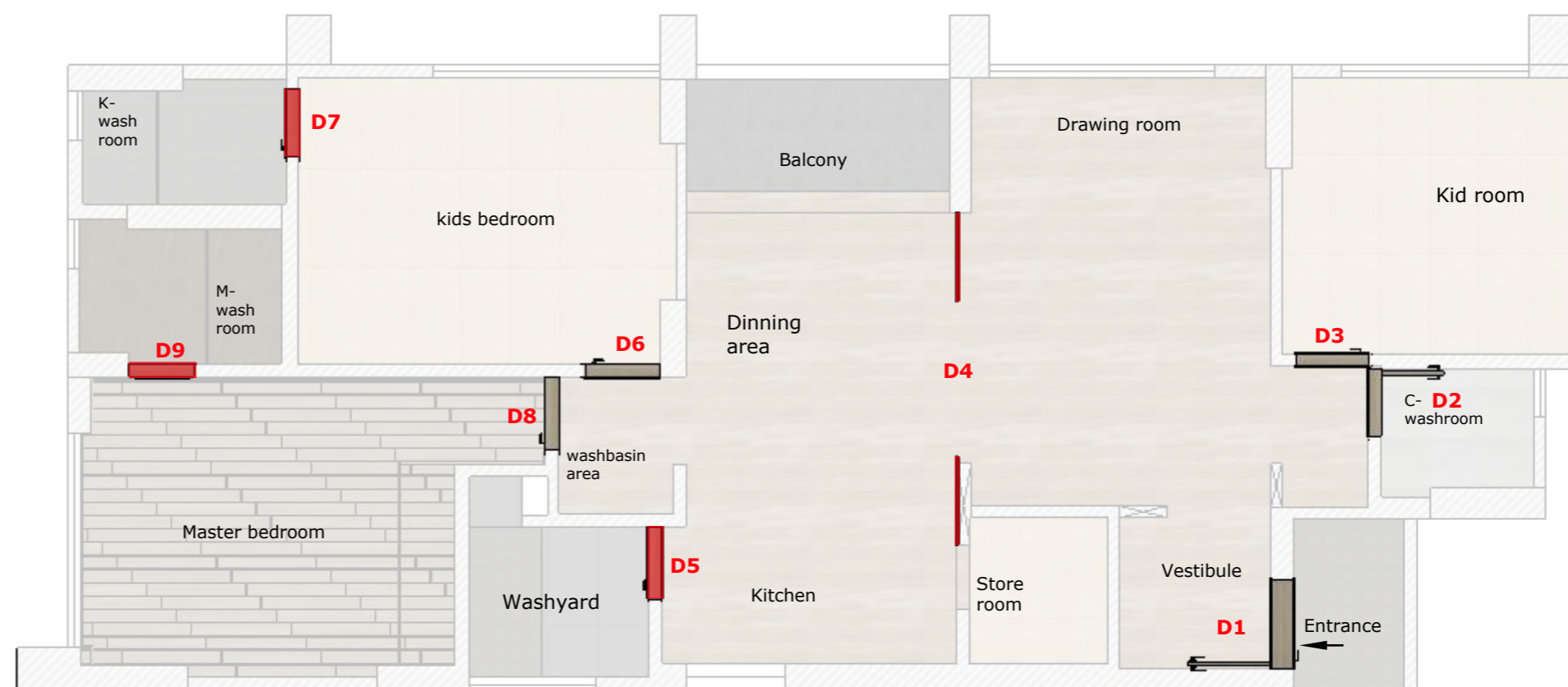
Site / Project
Responsible Person
Contact Num
Agency Name
Work Starting Date
Estimate Time
Finishing Date

Contractor sign

Drawing Board



Floor Plan



material and labour cost

Note

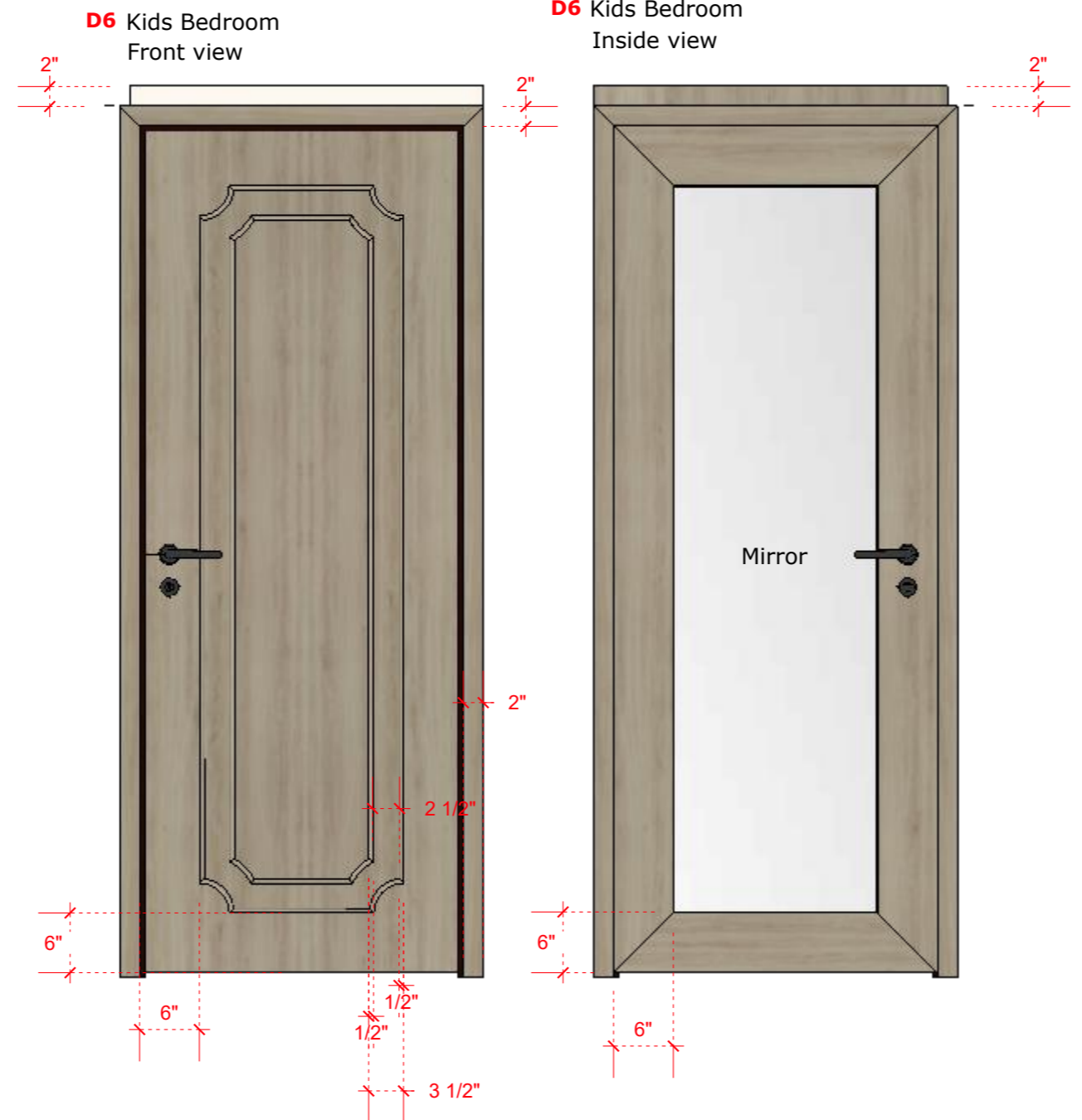
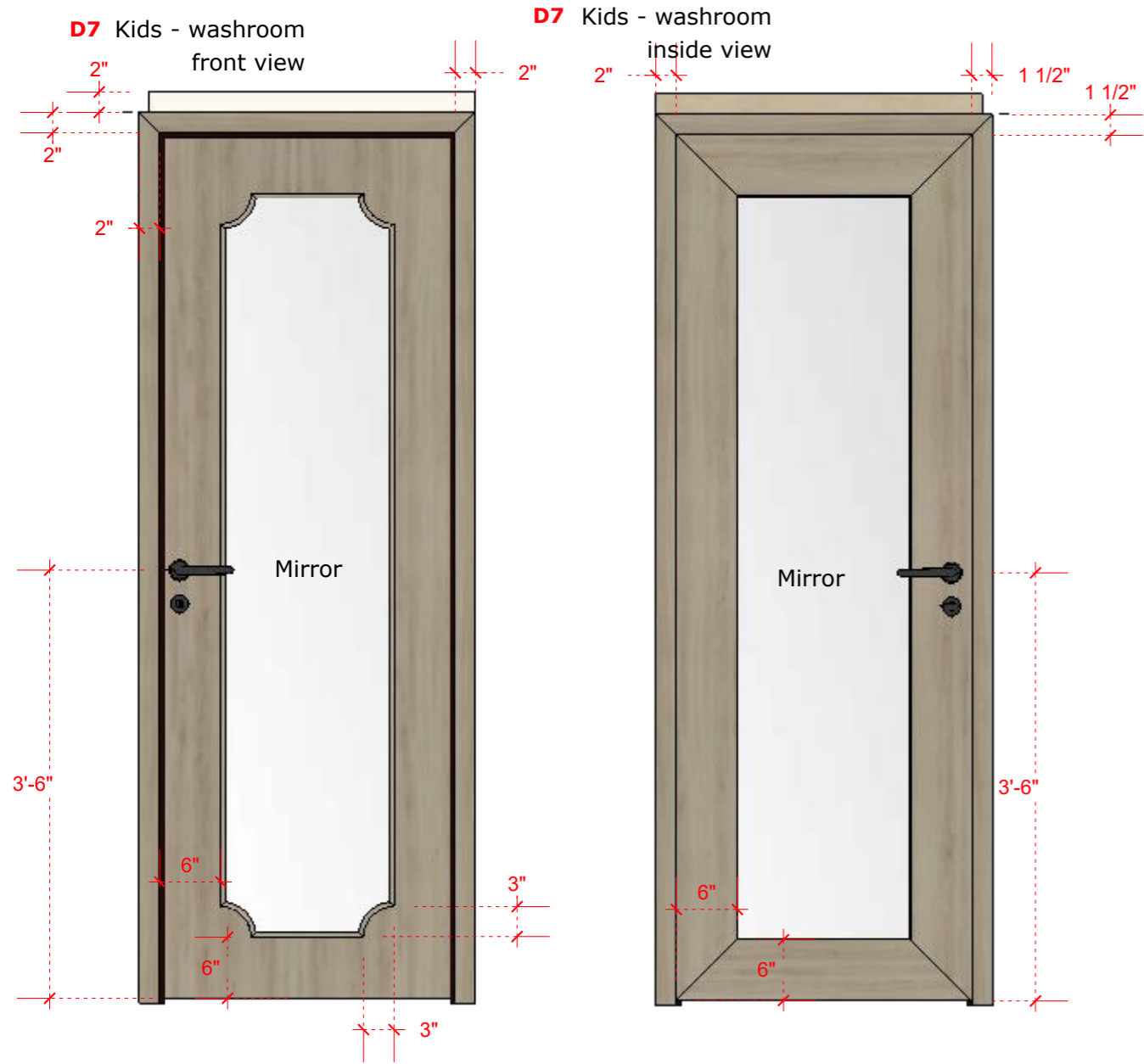
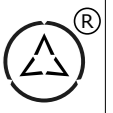
All levels given indicate level of finished floor level and all materials thickness need to substrate from the measurements.

All dimensions are to be read and not to be measured.

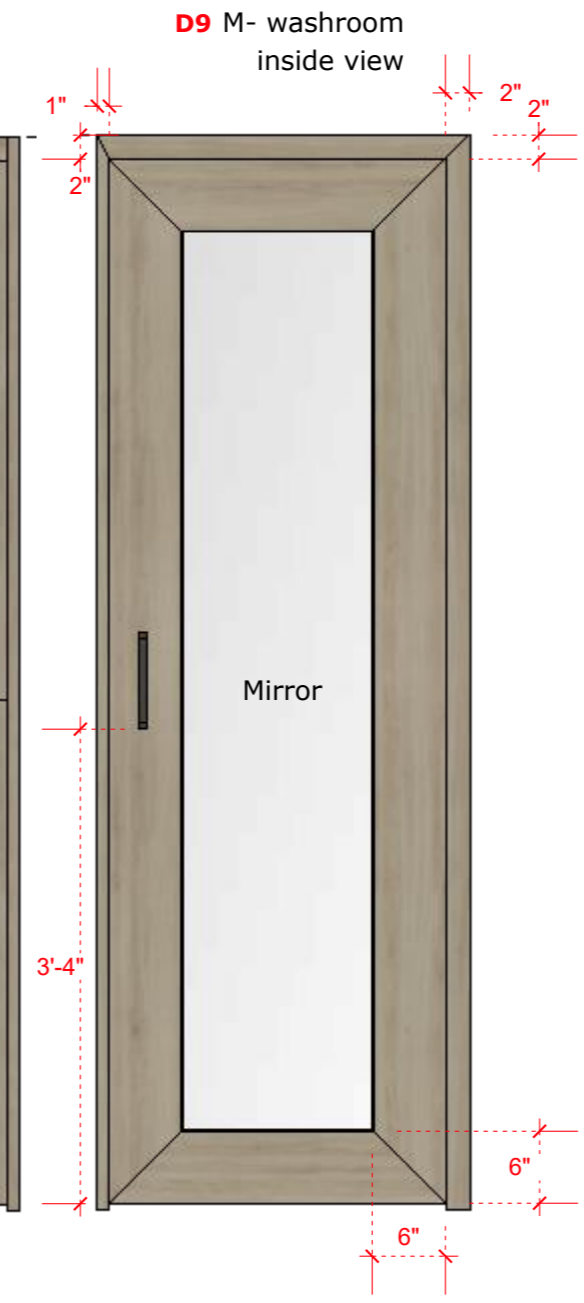
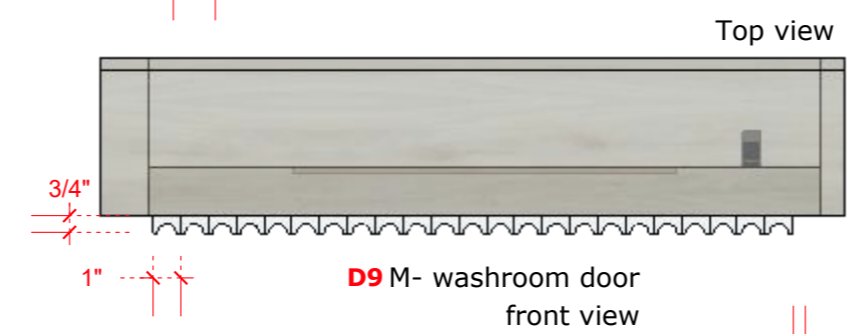
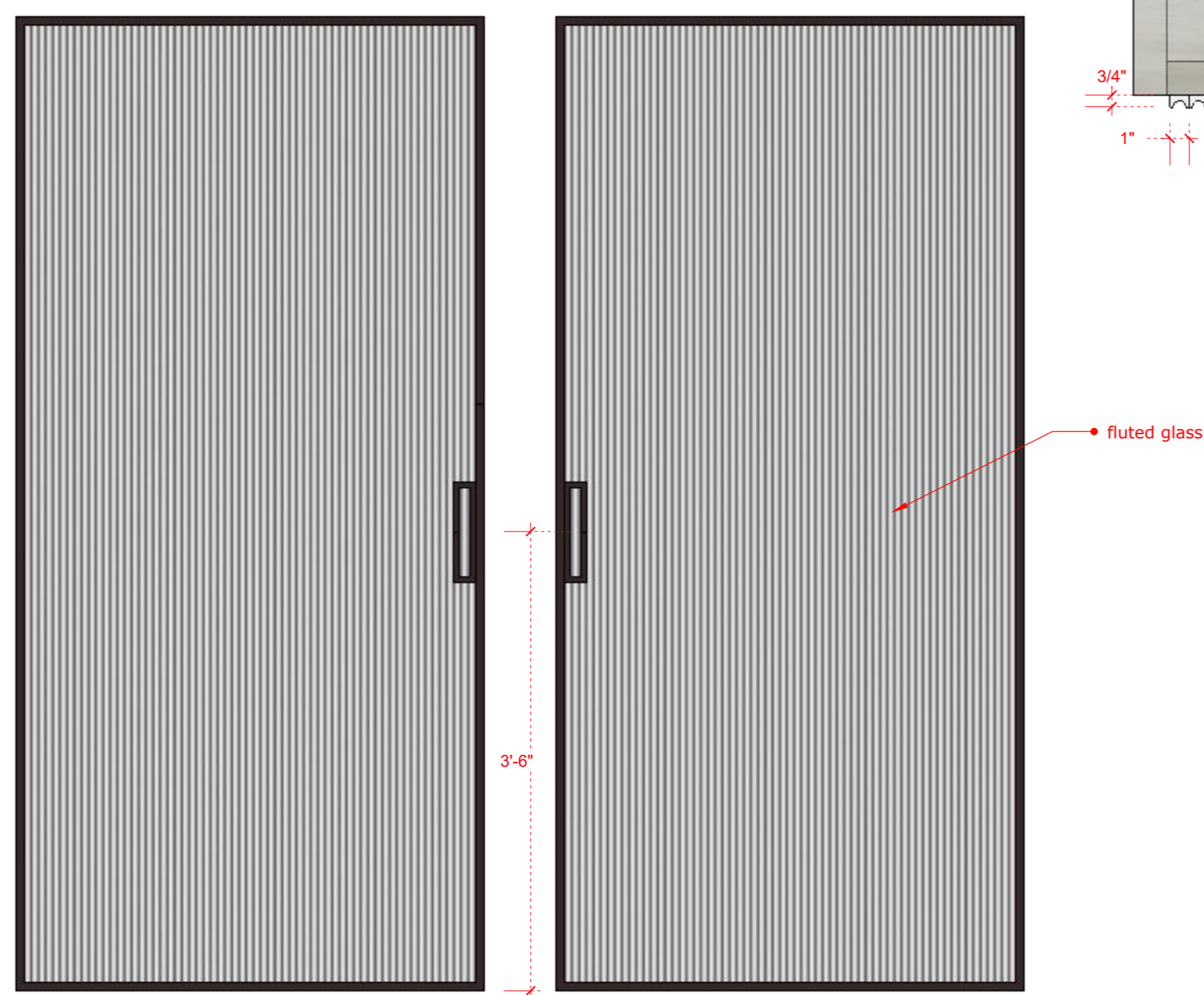
Information on this drawing supersedes the in combination with all other architectural and engineering drawings related to the same sheet and any item on it.

The architect-engineer must not be held responsible for any contradiction of any kind before construction begins.

All ideas design and arrangements represented here on are property of VINAISM design management.



D4 Sliding Door Fluted Glass
Front view



Scan to view 3D



General note & Disclaimers are on first page of this plan set.

VINAISM assumes no responsibility for changes made to these plan by others and makes no warranties either expressed or implied, regarding these plans.

Copy right, Disclaimer and construction warning.

This plan is protected under Copyright Law. The plan may need to be adapted to local codes and conditions. Please see the first sheet of the plan for full copyright, disclaimer and construction warnings.

Date to coordinate with key person

[illegible]

visiting card

Site / Project

Responsible Person

Contact Num

Agency Name

Work Starting Date


Estimate Time

Finishing Date

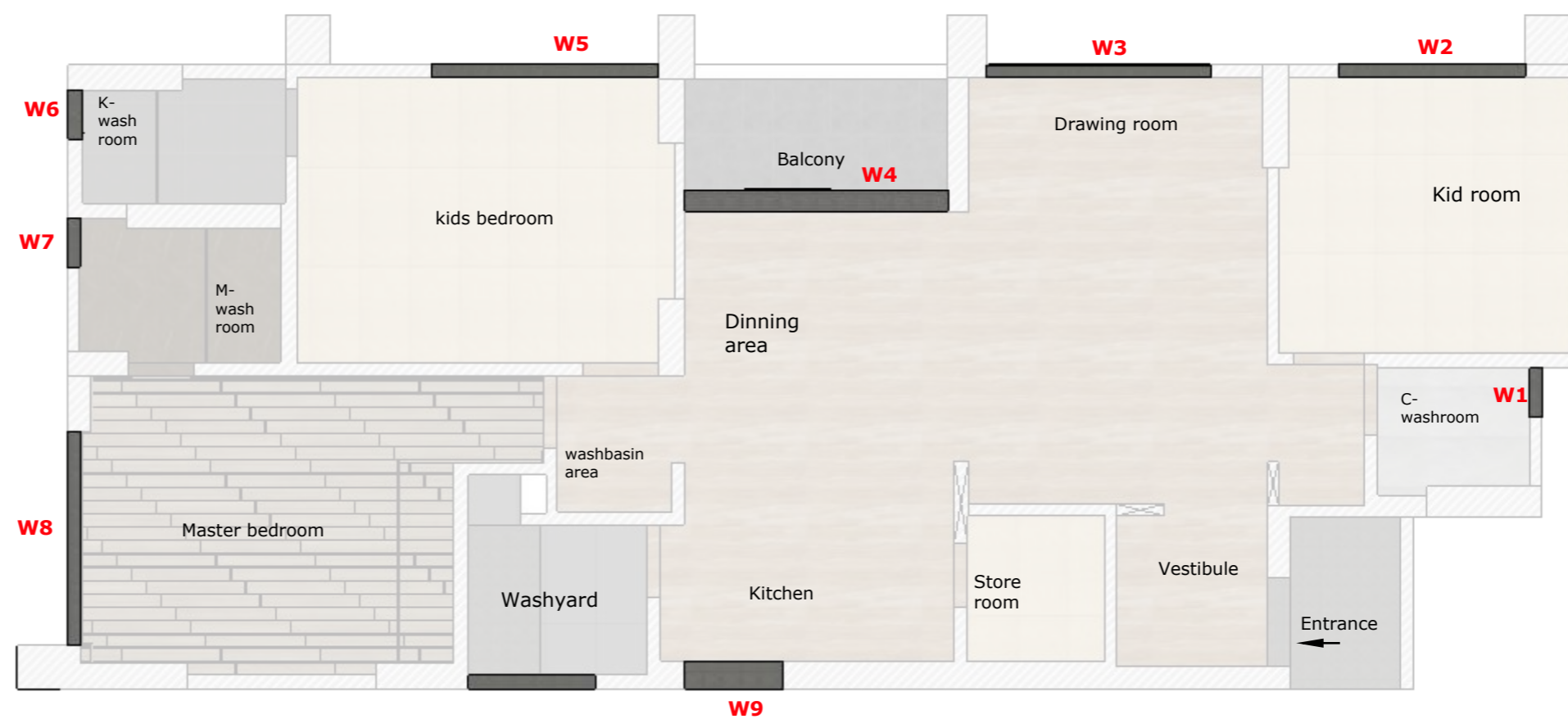
All the agency's and vendors are responsible for their work and finishing level. They are committed to full fill the satisfactory levels and standards, if found not up to the mark. All the working details given are interconnected with all vendors and their respective work, so if found any mistaken in any once work because of someone else both will be responsible, and will be subject to design management decision.

Contractor sign

Drawing Board



Floor Plan



material and labour cost

[illegible]

Note

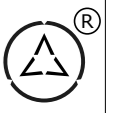
All levels given indicate level of finished floor level and all materials thickness need to substrate from the measurements.

All dimensions are to be read and not to be measured.


Information on this drawing supersedes the in combination with all other architectural and engineering drawings related to the same sheet and any item on it.

The architect- engineer must be informed about contradiction of any kind before construction begins.

All ideas design and arrangements represented here on are property of VINAISM design management.




W5 kids bedroom




W4 Balcony



W3 Drawing room



W2 Kid room




W6 K- washroom




W7 M- washroom



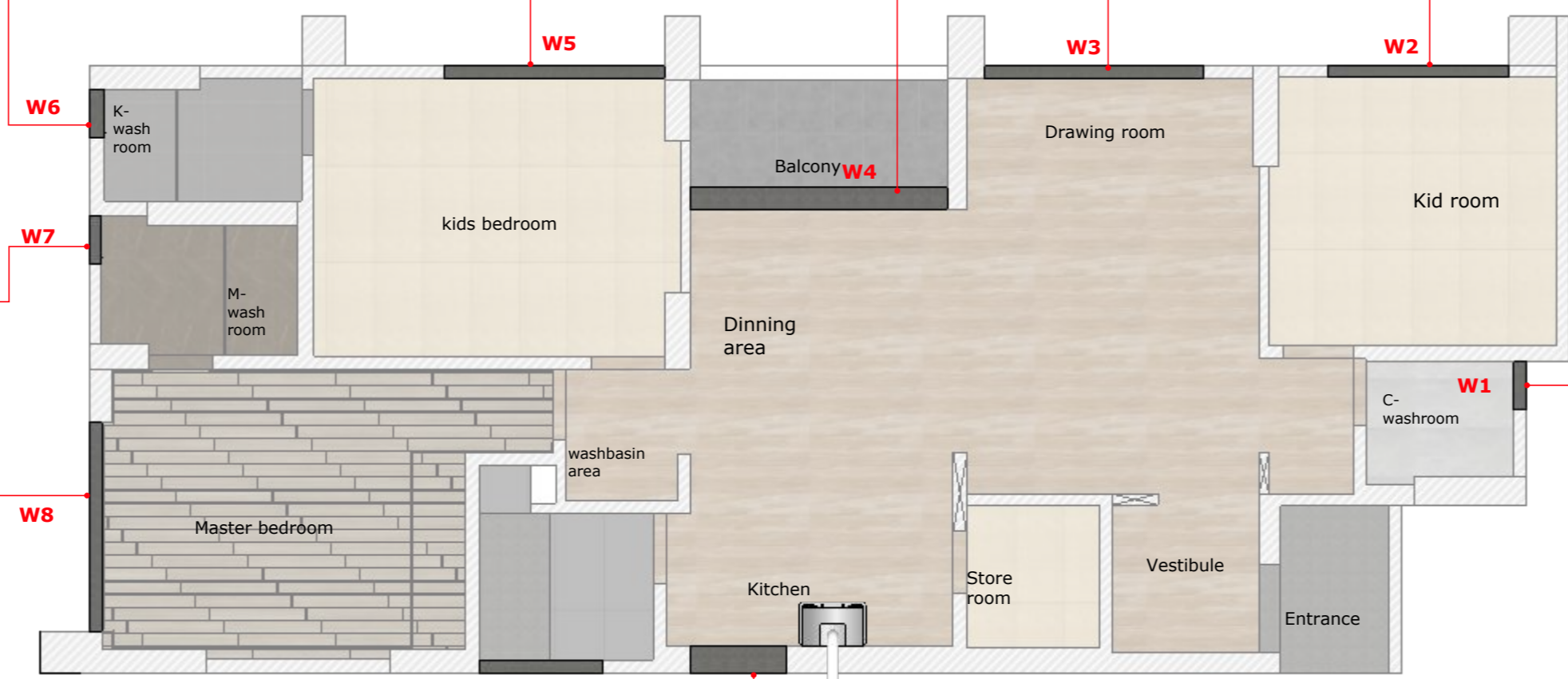
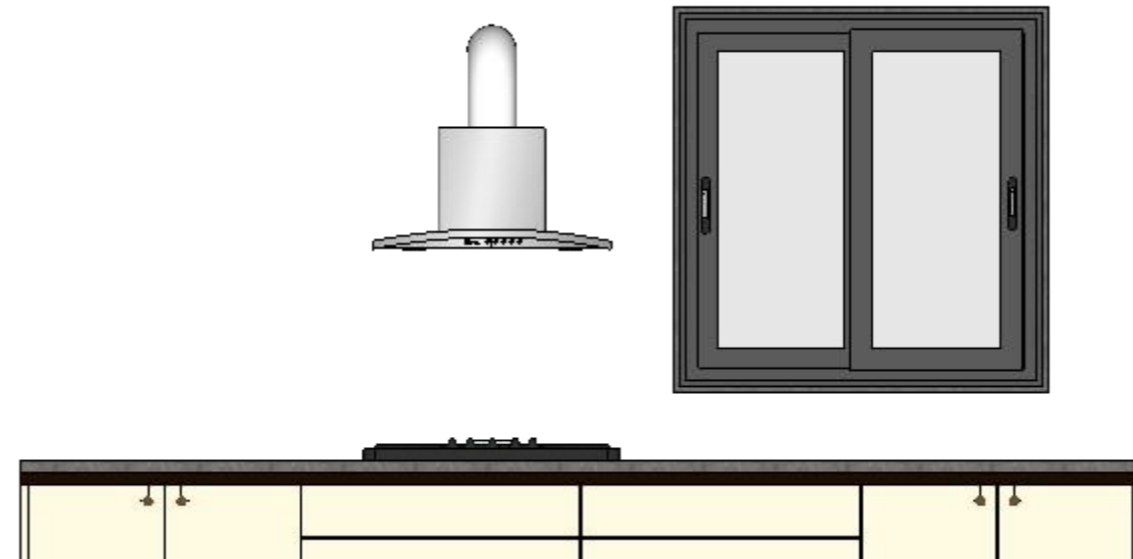
W1 C- washroom



W8 Master bedroom



W9 Kitchen



VINAISM

Date to coordinate with key person

[illegible]


visiting card

Site / Project
Responsible Person
Contact Num
Agency Name
Work Starting Date
Estimate Time
Finishing Date

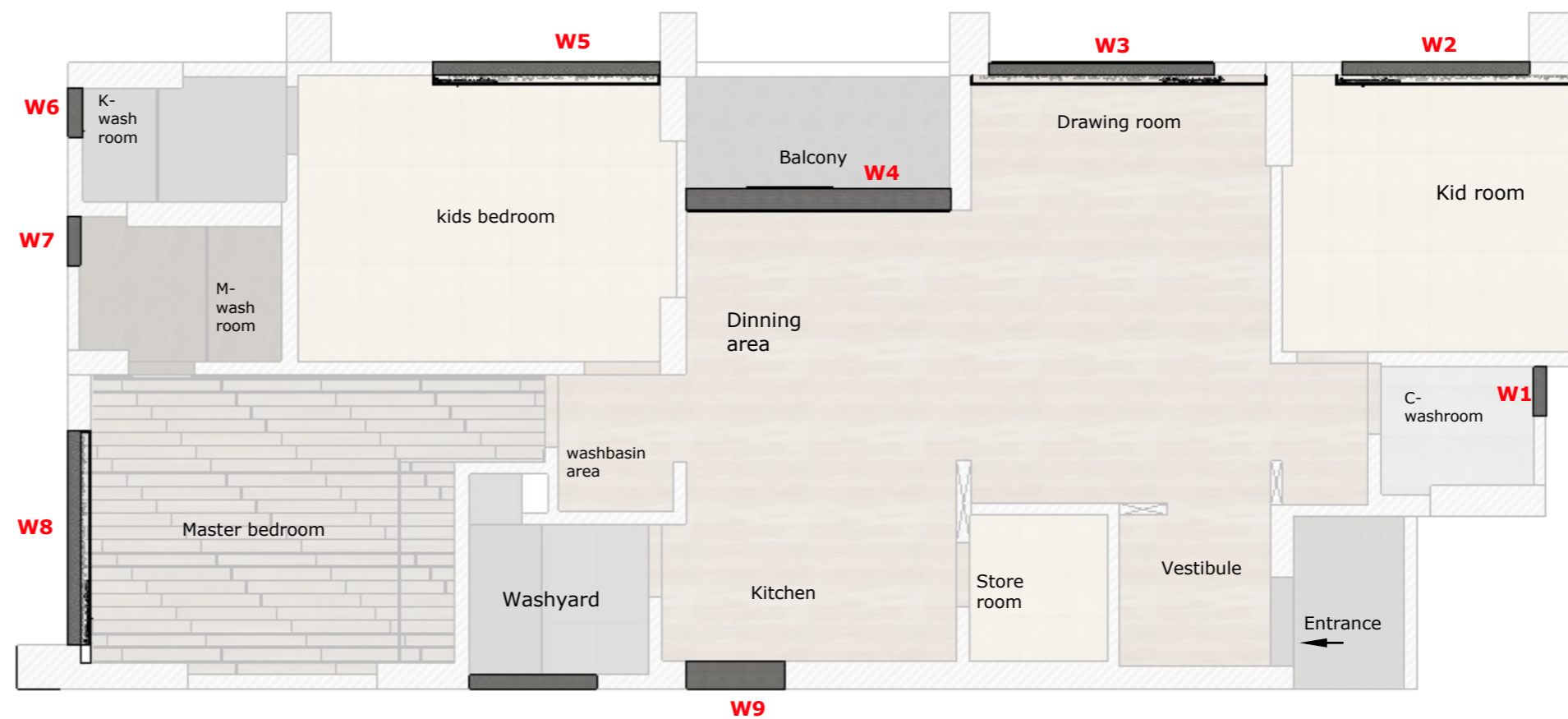
All the agency's and vendors are responsible for their work and finishing level. They are committed to full fill the satisfactory levels and standards, if found not up to the mark. All the working details given are inter connected with all vendors and their respective work, so if found any mistaken in any once work because of someone else both will be responsible, and will be subject to design management decision.

Contractor sign

Drawing Board



Floor Plan



material and labour cost

[illegible]

Note

All levels given indicate level of finished floor level and all materials thickness need to substrate from the measurements.

All dimensions are to be read and not to be measured.

Information on this drawing supersedes the in combination with all other architectural and engineering drawings related to the same sheet and any item on it.

The architect is not responsible for any contradiction or contradiction of any kind before construction begins.

All ideas design and arrangements represented here on are property of VINAIMP design management.




[illegible]

Site / Project
Responsible Person
Contact Num
Agency Name
Work Starting Date
Estimate Time
Finishing Date

Contractor sign

Drawing Board



Floor Plan



material and labour cost

Note

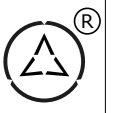
All levels given indicate level of finished floor level and all materials thickness need to substrate from the measurements.

All dimensions are to be read and not to be measured.

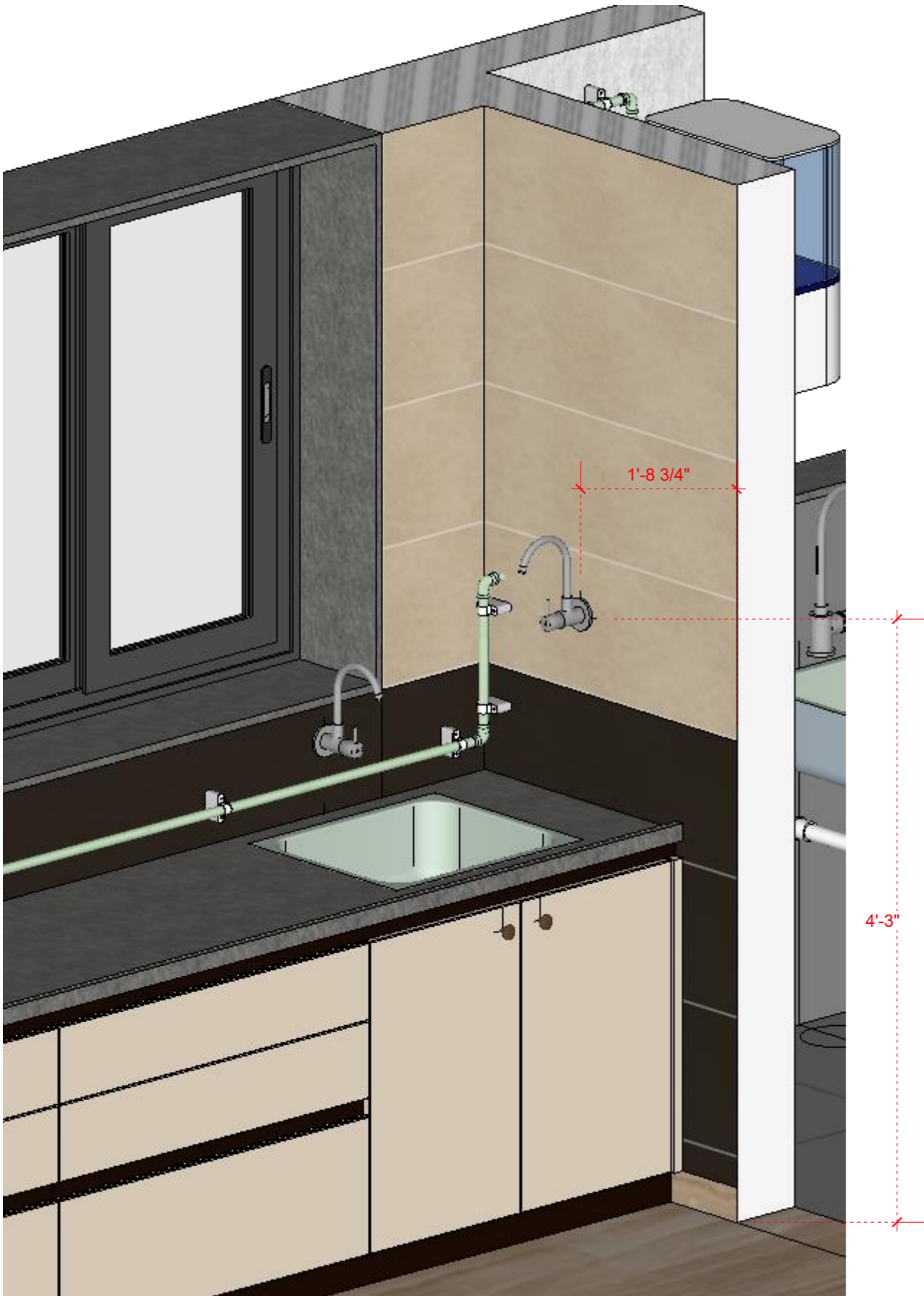
Information on this drawing supersedes the in combination with all other architectural and engineering drawings related to the same sheet and any item on it.

The architect-engineer must not be held responsible for any contradiction of any kind before construction begins.

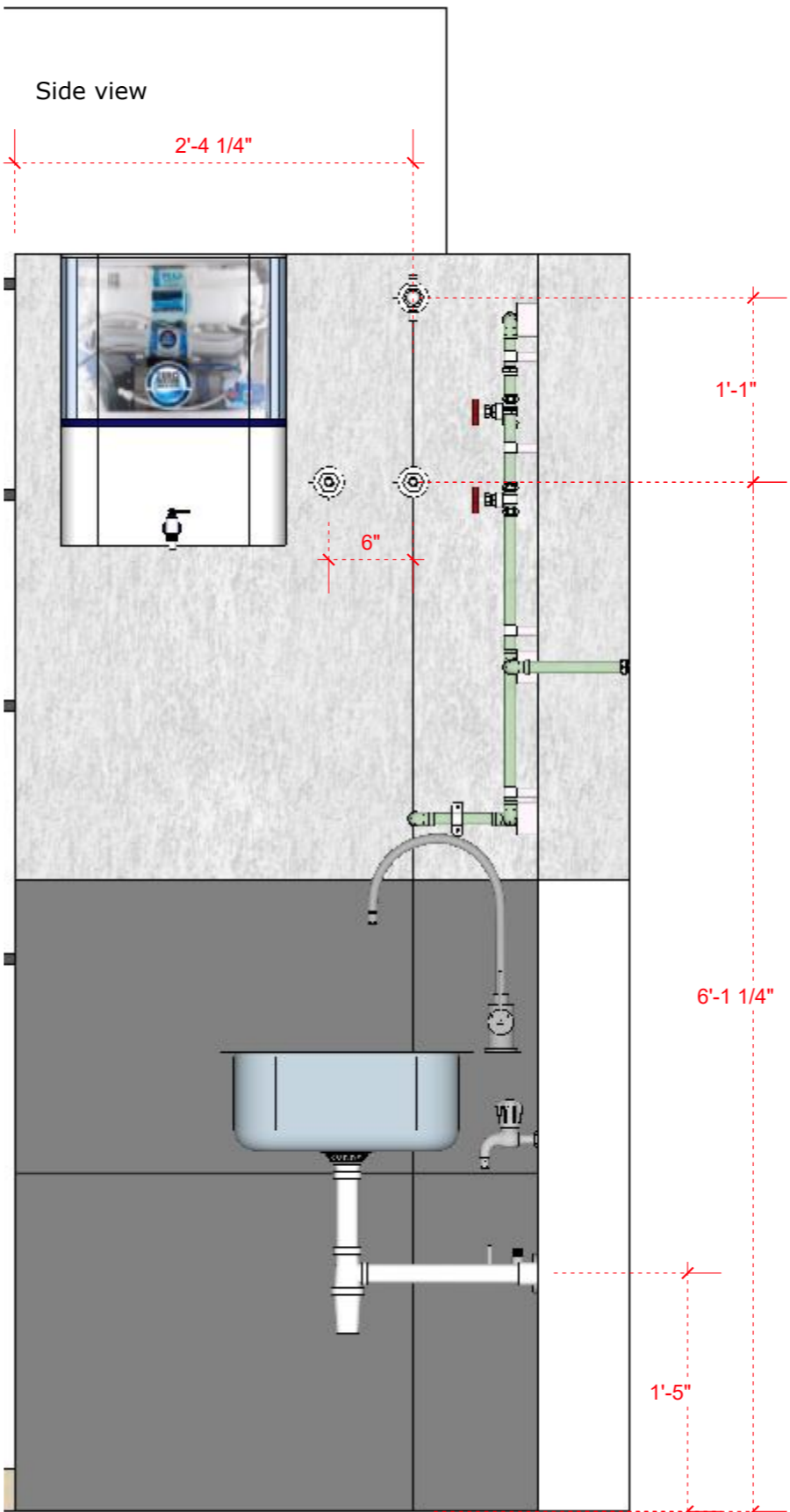
All ideas design and arrangements represented here on are property of VINAISM design management.



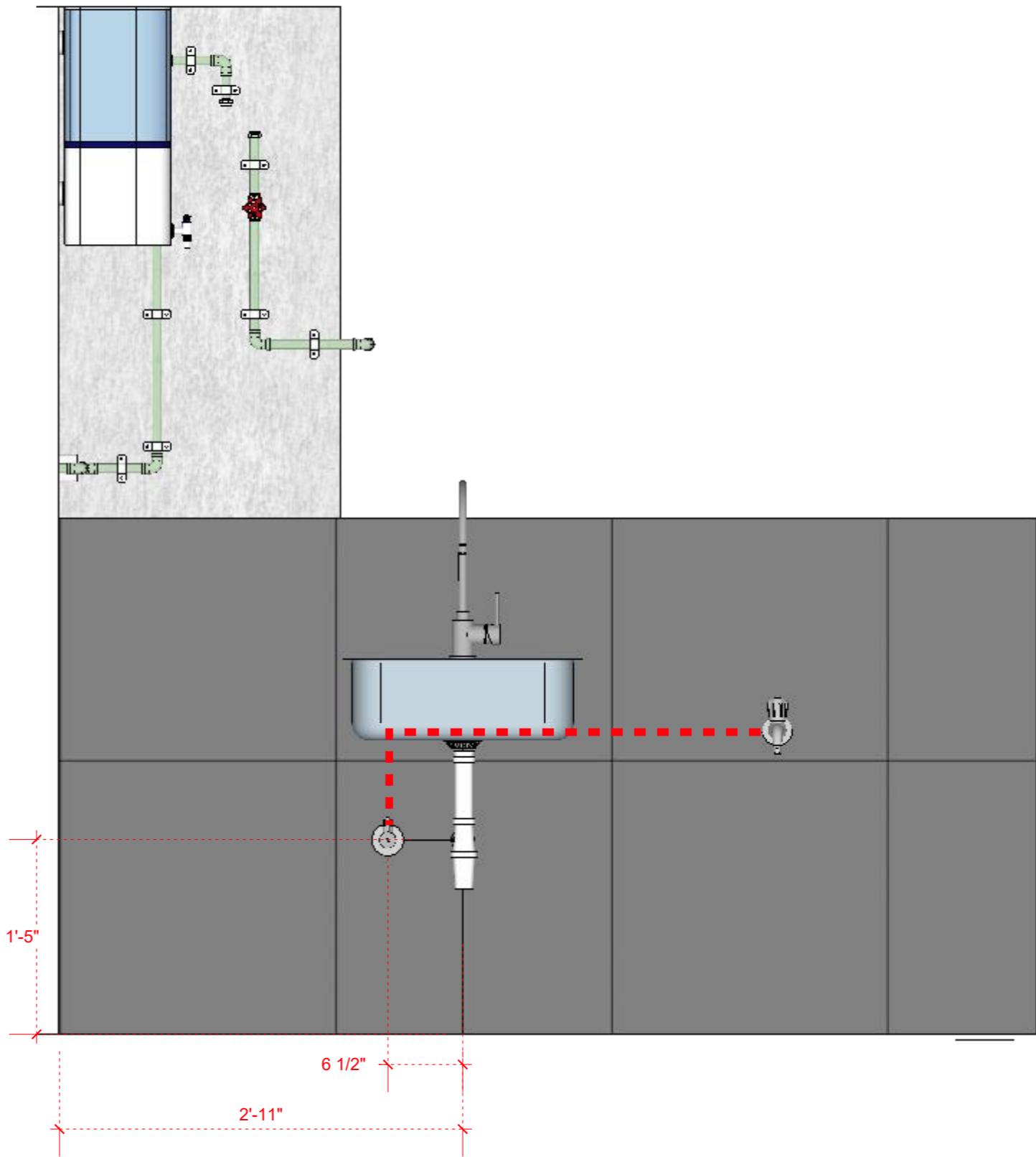
Perspective



Side view



Front view



[illegible]

Site / Project
Responsible Person
Contact Num
Agency Name
Work Starting Date
Estimate Time
Finishing Date

VINAY DESIGN
 ■ studio
 Let's add 'New' value to our valuables.

This image shows a full page of blank graph paper. The grid consists of small, uniform squares formed by thin, light gray lines. There are no margins, text, or other markings on the page.

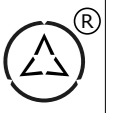
The floor plan shows a house with a central Dining area and Drawing room. The Master bedroom is located on the left, featuring a brick wall and a staircase. The kids bedroom is adjacent to the Master bedroom. The Kitchen is at the bottom center, with a Washyard and a Store room nearby. The Entrance is on the right, leading into a Vestibule. There are three washrooms: K-wash room, M-wash room, and C-washroom. A Balcony is located at the top center. A washbasin area is situated between the kids bedroom and the Dining area. The overall layout is rectangular with a central corridor connecting the rooms.

[illegible]

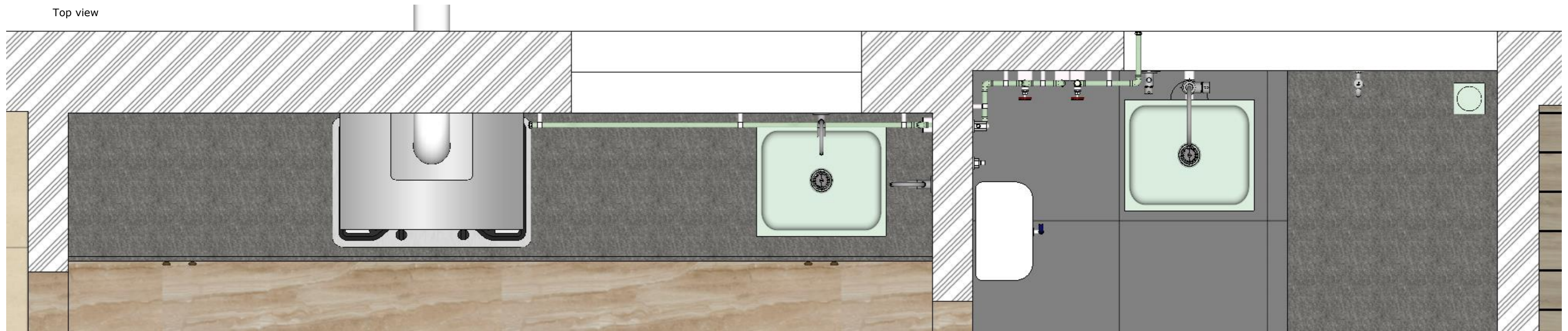
All levels given indicate level of finished floor level and all materials thickness need to substrate from the measurements.

All dimensions are to be read and not to be measured. Information on this drawing supersedes the in combination with all other architectural and engineering drawings related to the same sheet and any item on it. The architect- engineer must be informed about contradiction of any kind before construction begins.

All ideas design and arrangements represented here on are property of VINAIS design management.



Top view



Front view



VINAISM

[illegible]

Site / Project
Responsible Person
Contact Num
Agency Name
Work Starting Date
Estimate Time
Finishing Date

VINAY DESIGN
 **studio**
 Let's add 'New' value to our valuables.

This image shows a full page of blank graph paper. The grid consists of small, uniform squares formed by thin, light gray lines. There are no margins, text, or other markings on the page.

This floor plan illustrates a 1000 sq. ft. house with three bedrooms, two bathrooms, and a kitchen. The layout includes a Master bedroom with a brick fireplace, a kids bedroom, and a Kid room. The central area features a Dining area, Drawing room, and Balcony. The kitchen is located at the bottom, adjacent to a Washyard and a Store room. The entrance leads into a Vestibule. The plan also shows a K-wash room, M-wash room, C-washroom, and a washbasin area.

Rooms and areas labeled in the plan:

- K-wash room
- M-wash room
- kids bedroom
- Balcony
- Drawing room
- Kid room
- Dining area
- Master bedroom
- washbasin area
- Washyard
- Kitchen
- Store room
- Vestibule
- Entrance
- C-washroom

[illegible]

All levels given indicate level of finished floor level and all materials thickness need to substrate from the measurements.

All dimensions are to be read and not to be measured.

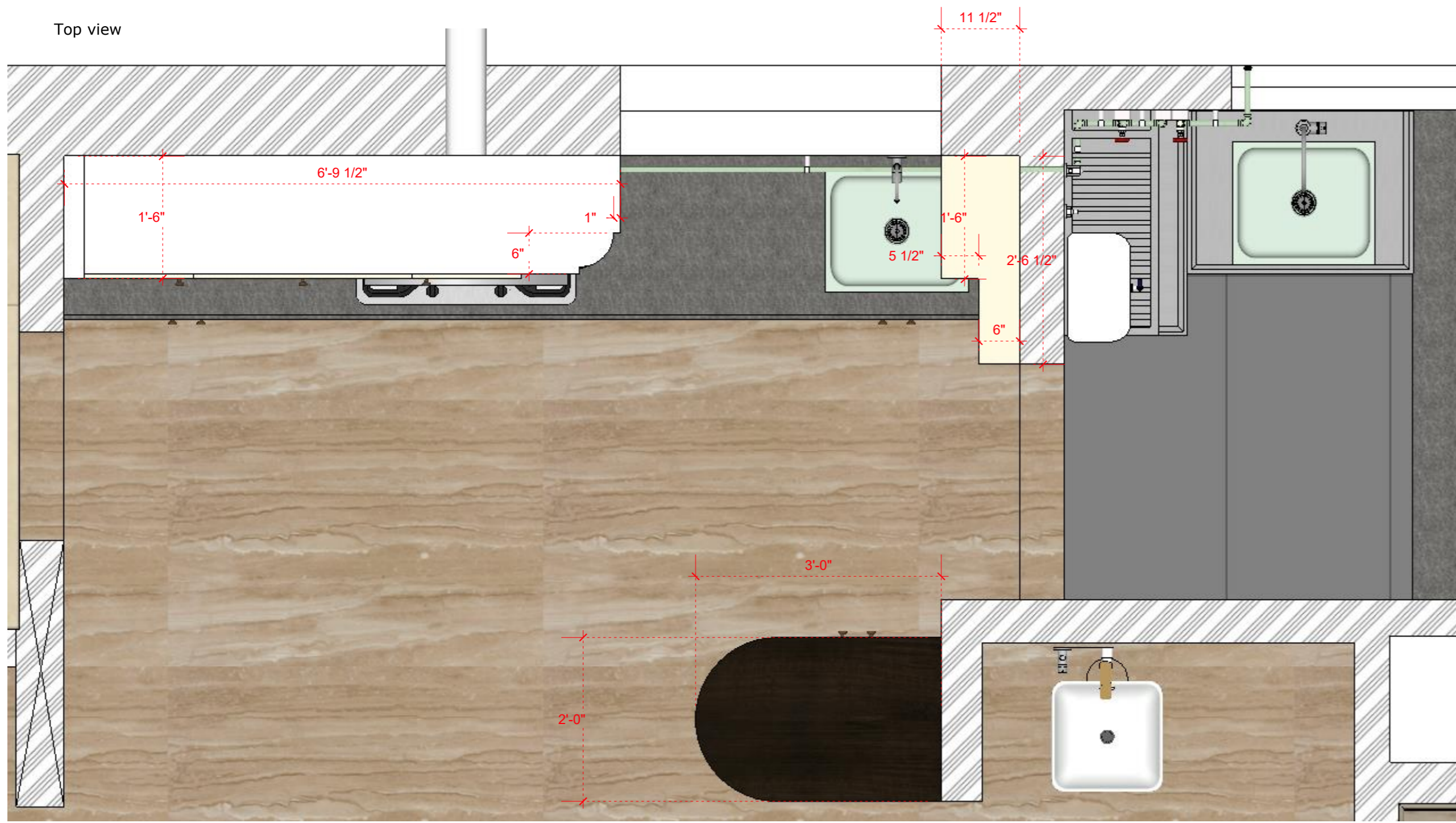
Information on this drawing supersedes the in combination with all other architectural and engineering drawings related to the same sheet and any item on it.

The architect-engineer shall be responsible for the contradiction of any kind before construction begins.

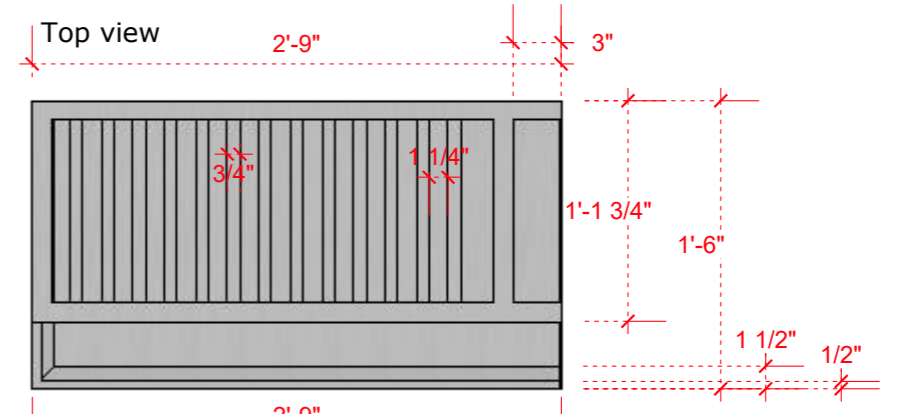
All ideas design and arrangements represented here on are property of VINAISAM design management.



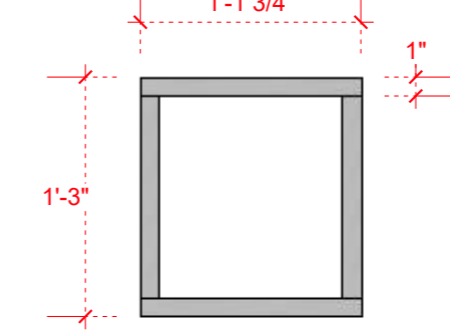
Top view



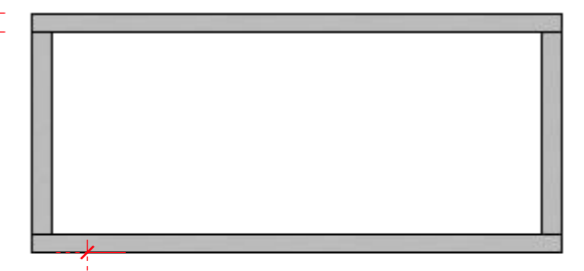
Top view



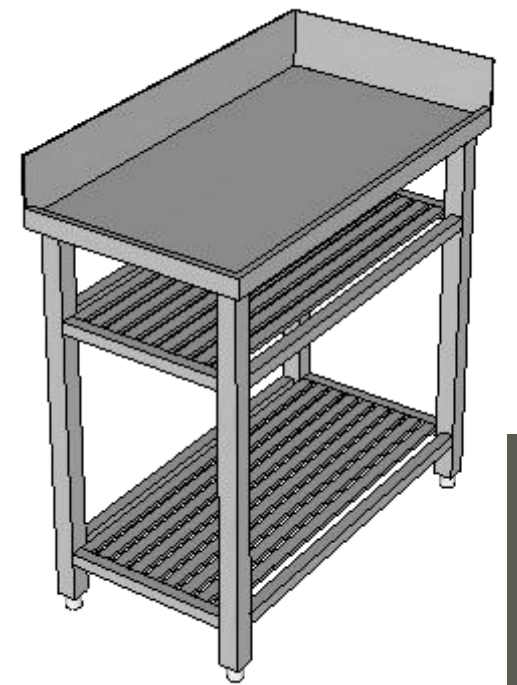
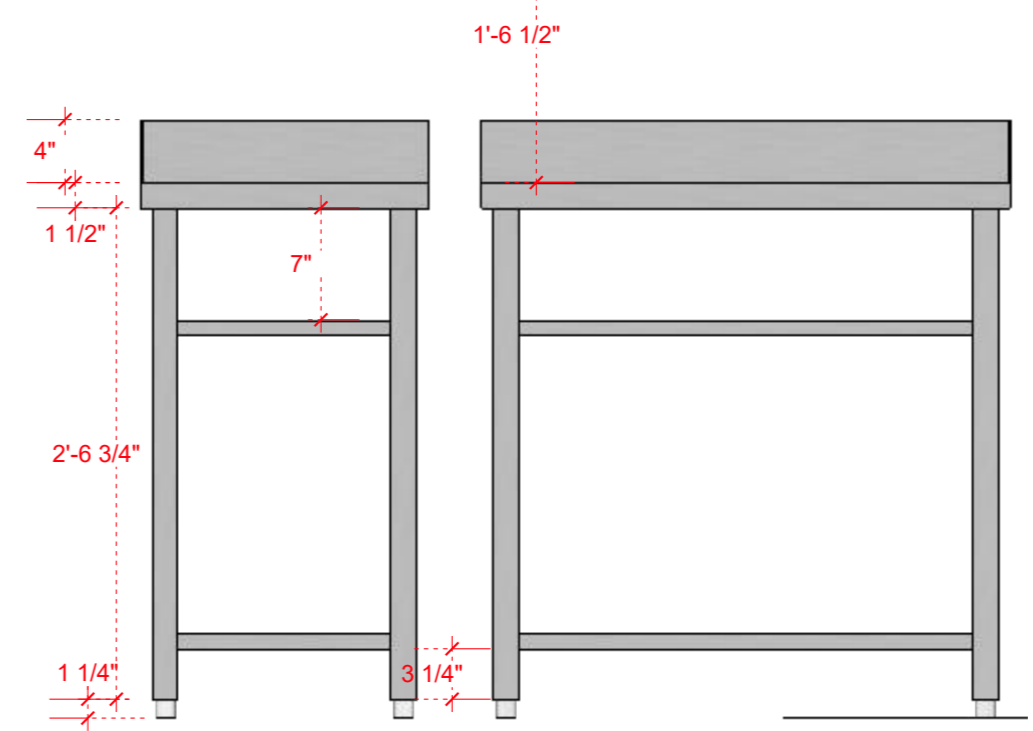
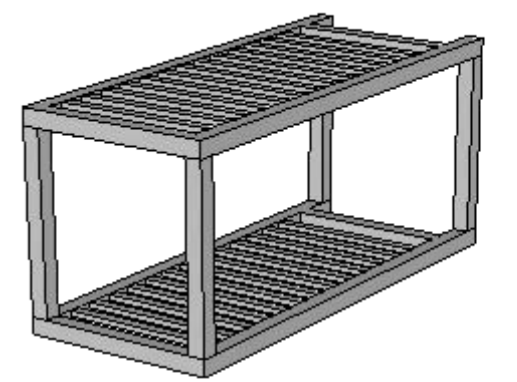
Side view



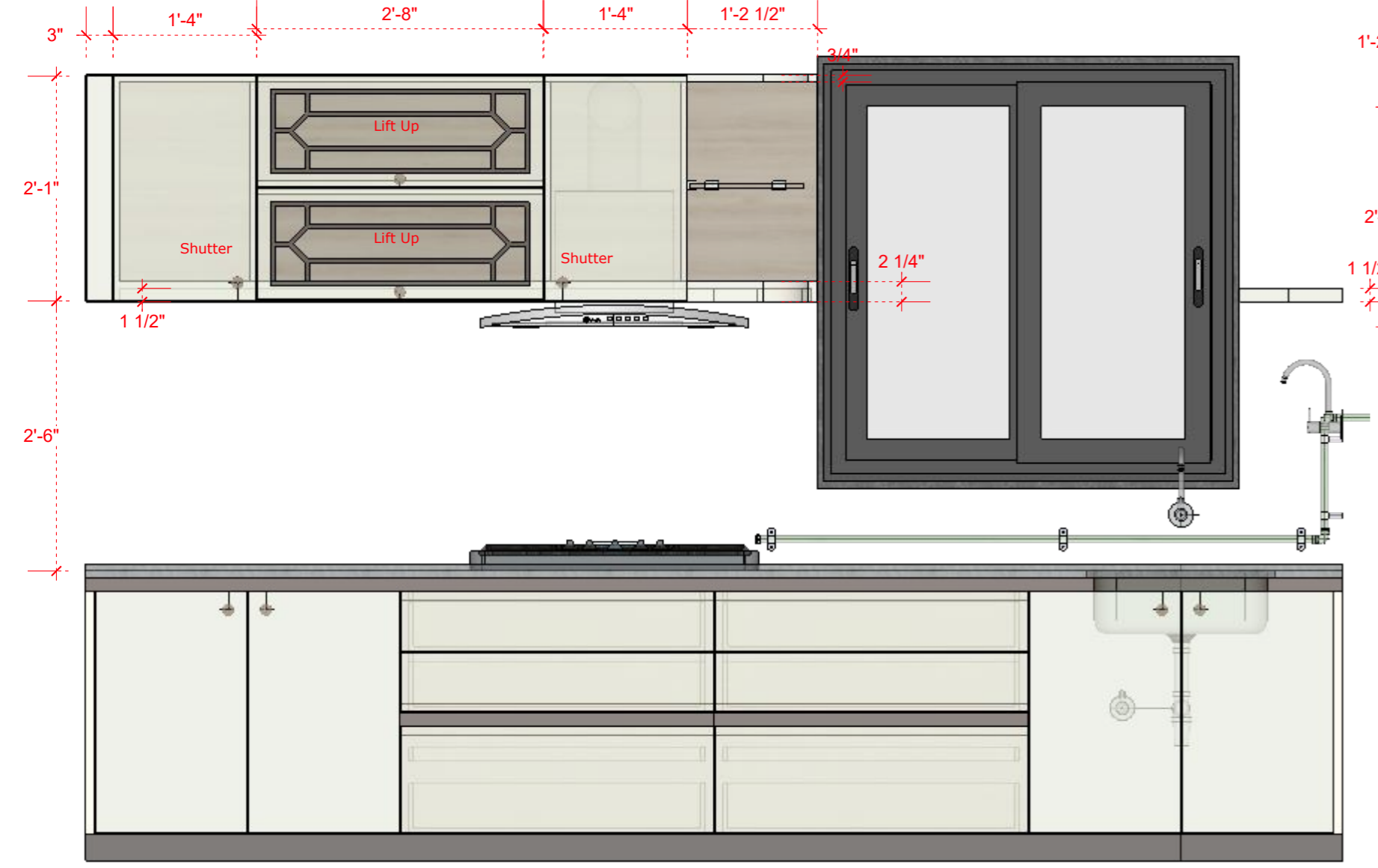
Front view



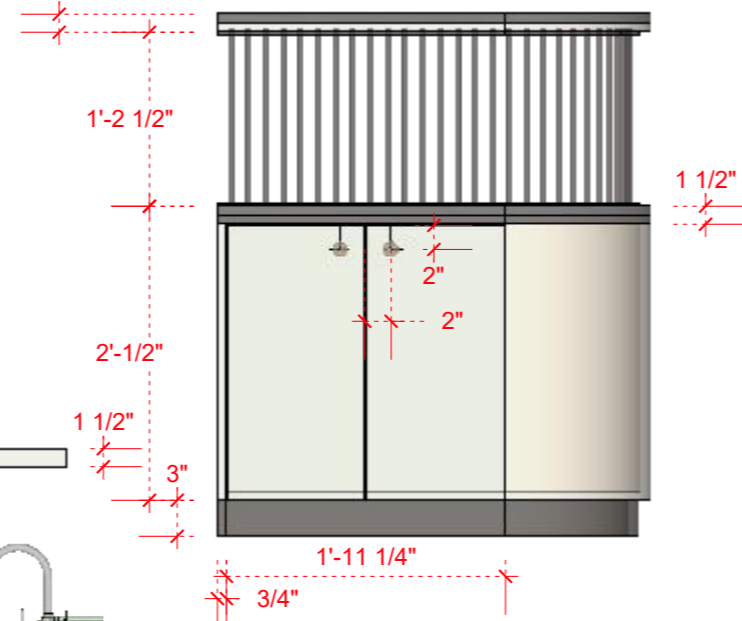
Perspective



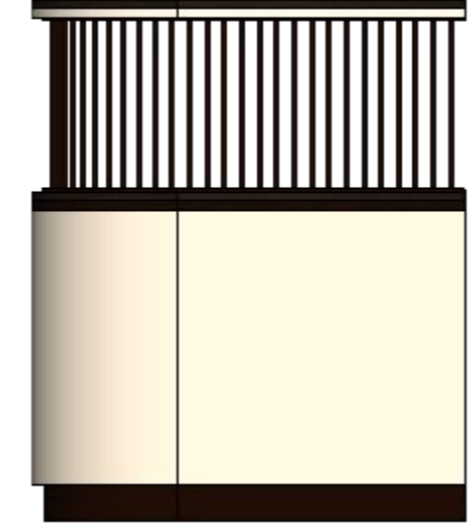
Front view



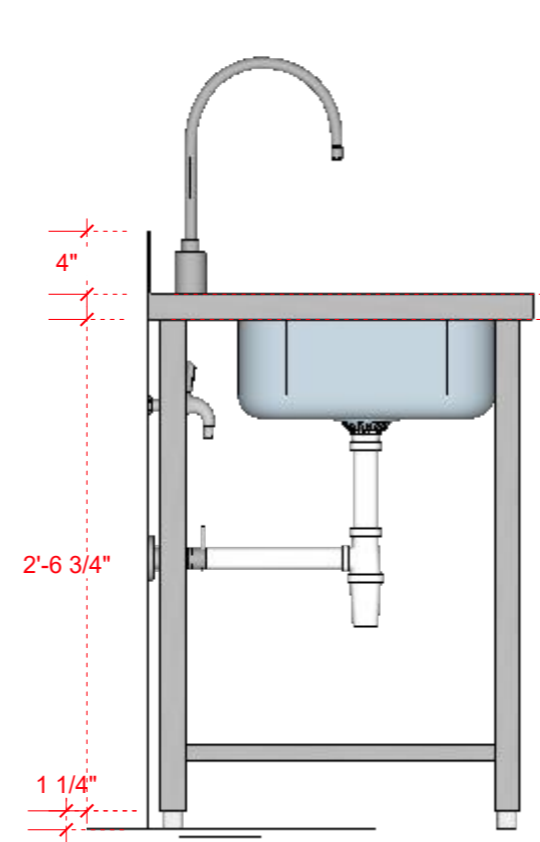
Front view



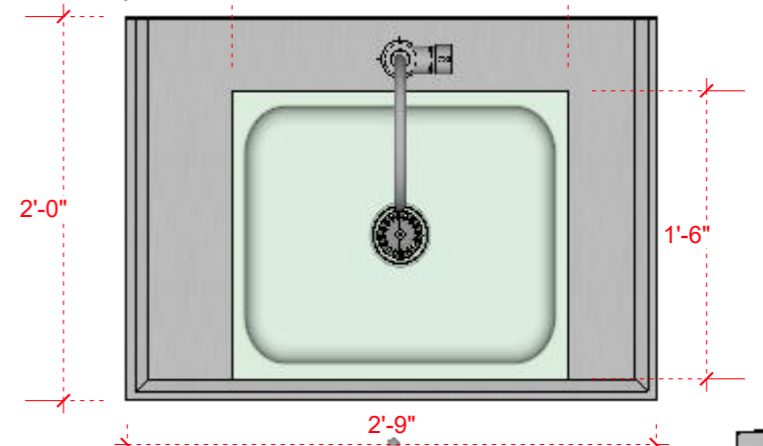
Side view



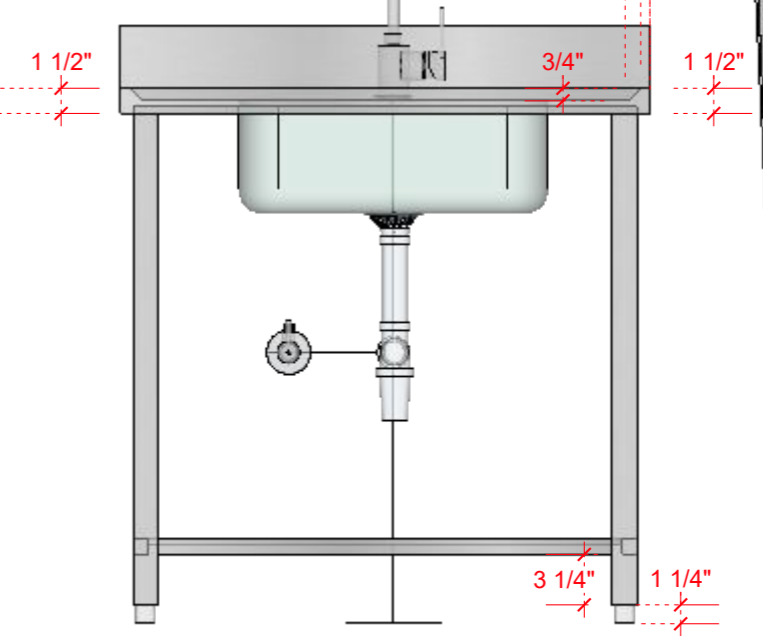
Side view



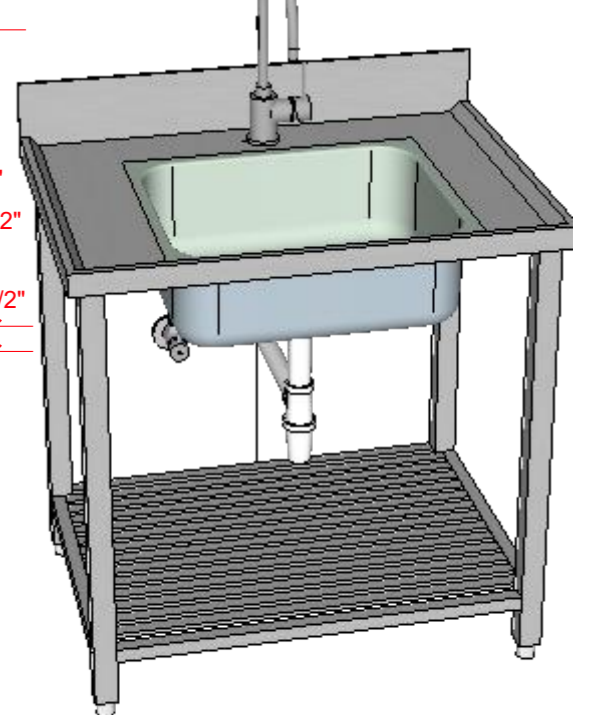
Top view



Front view



Perspective



Scan to view 3D



General note & Disclaimers are on first page of this plan set.

V I N A I S M assumes no responsibility for changes made to these plan by others and makes no warranties either expressed or implied, regarding these plans.

Copy right, Disclaimer and construction warning.

This plan is protected under Copyright Law. The plan may need to be adapted to local codes and conditions. Please see the first sheet of the plan for full copyright, disclaimer and construction warnings.

Date to coordinate with key person

[illegible]

visiting card

Site / Project

Responsible Person

Contact Num

Agency Name

Work Starting Date


Estimate Time

Finishing Date

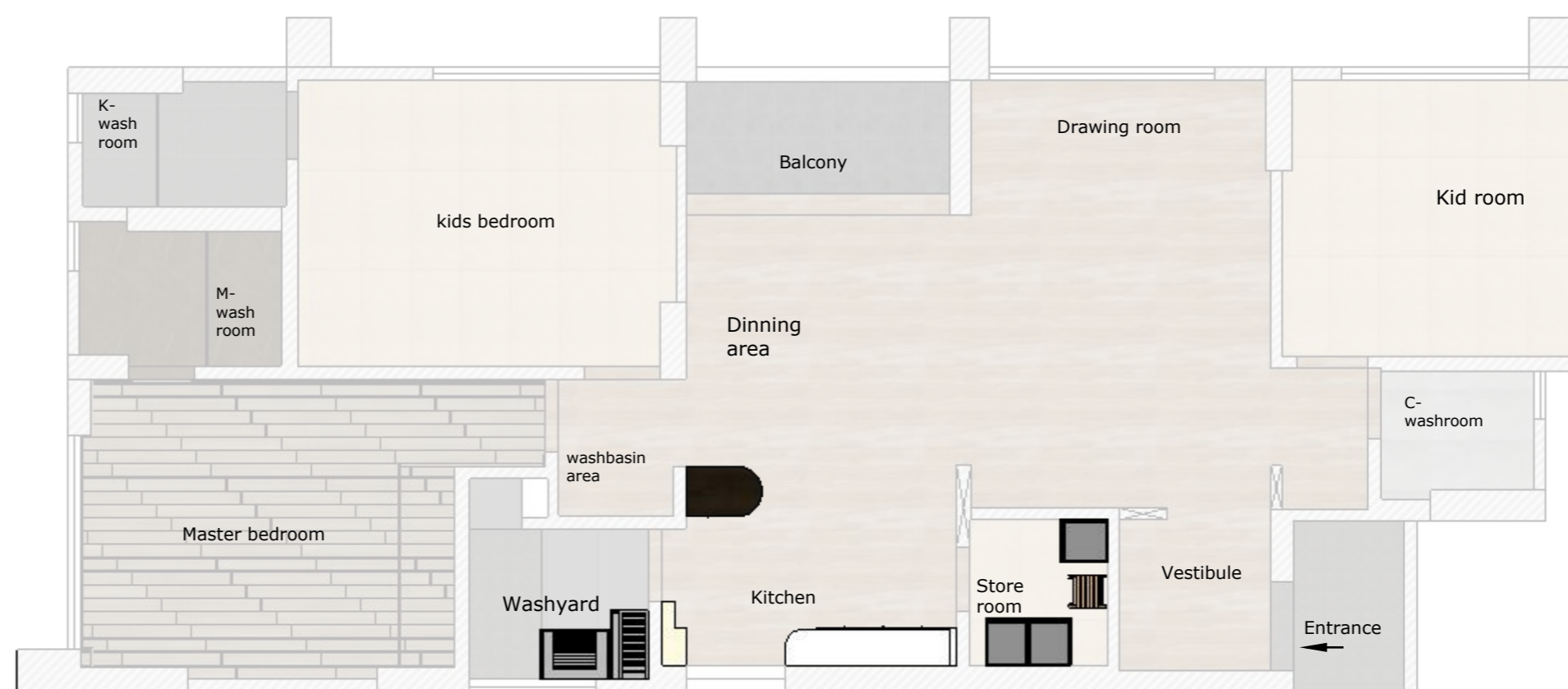
All the agency's and vendors are responsible for their work and finishing level. They are committed to full fill the satisfactory levels and standards, if found not up to the mark. All the working details given are interconnected with all vendors and their respective work, so if found any mistaken in any once work because of someone else both will be responsible, and will be subject to design management decision.

Contractor sign

Drawing Board



Floor Plan



material and labour cost

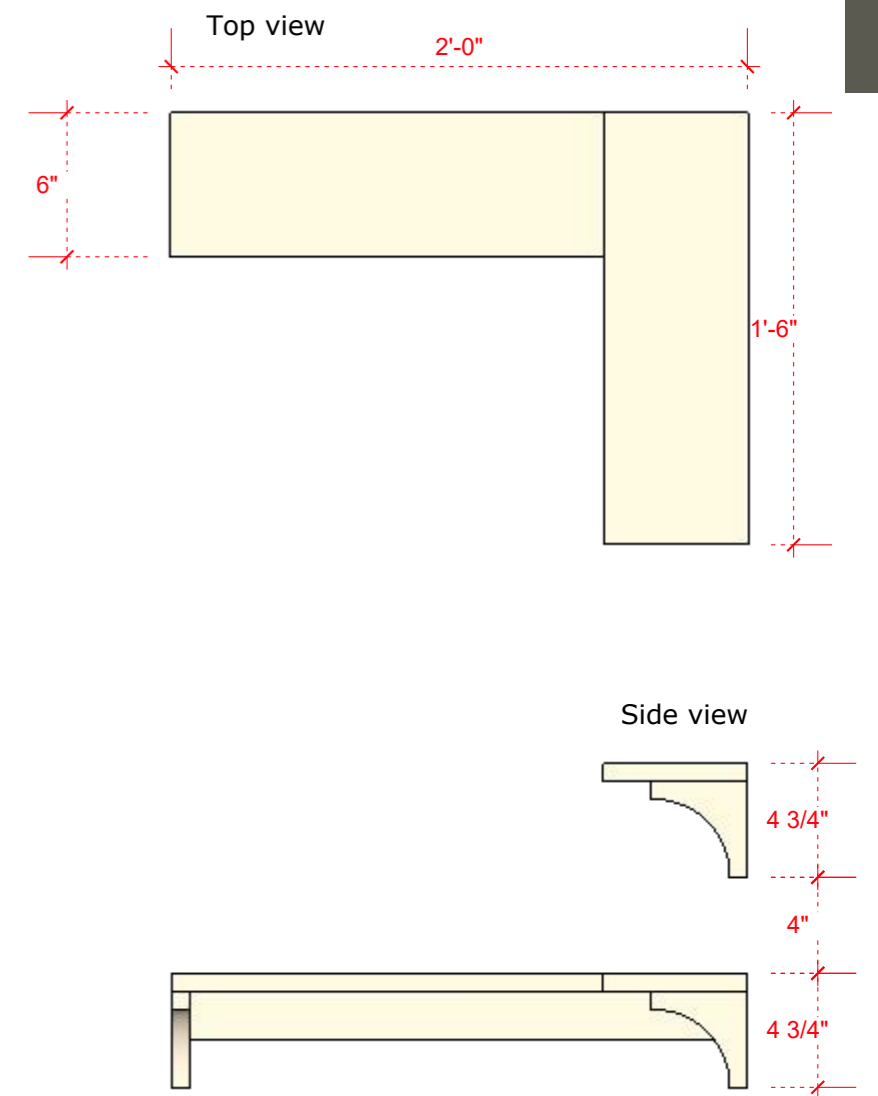
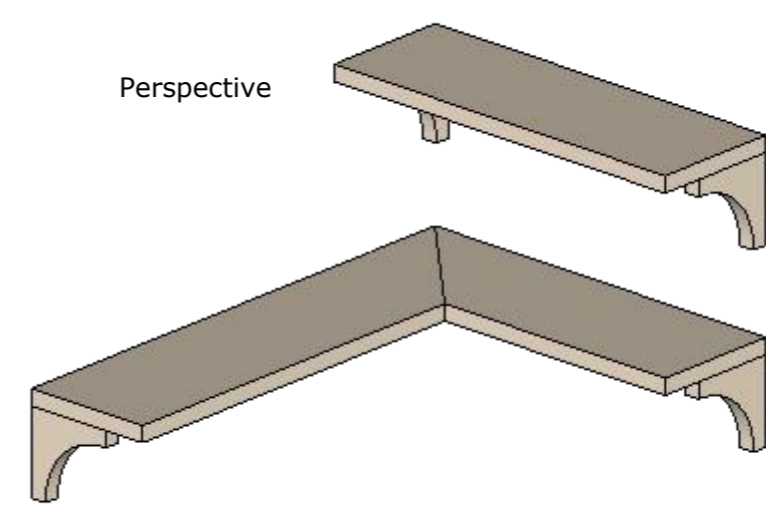

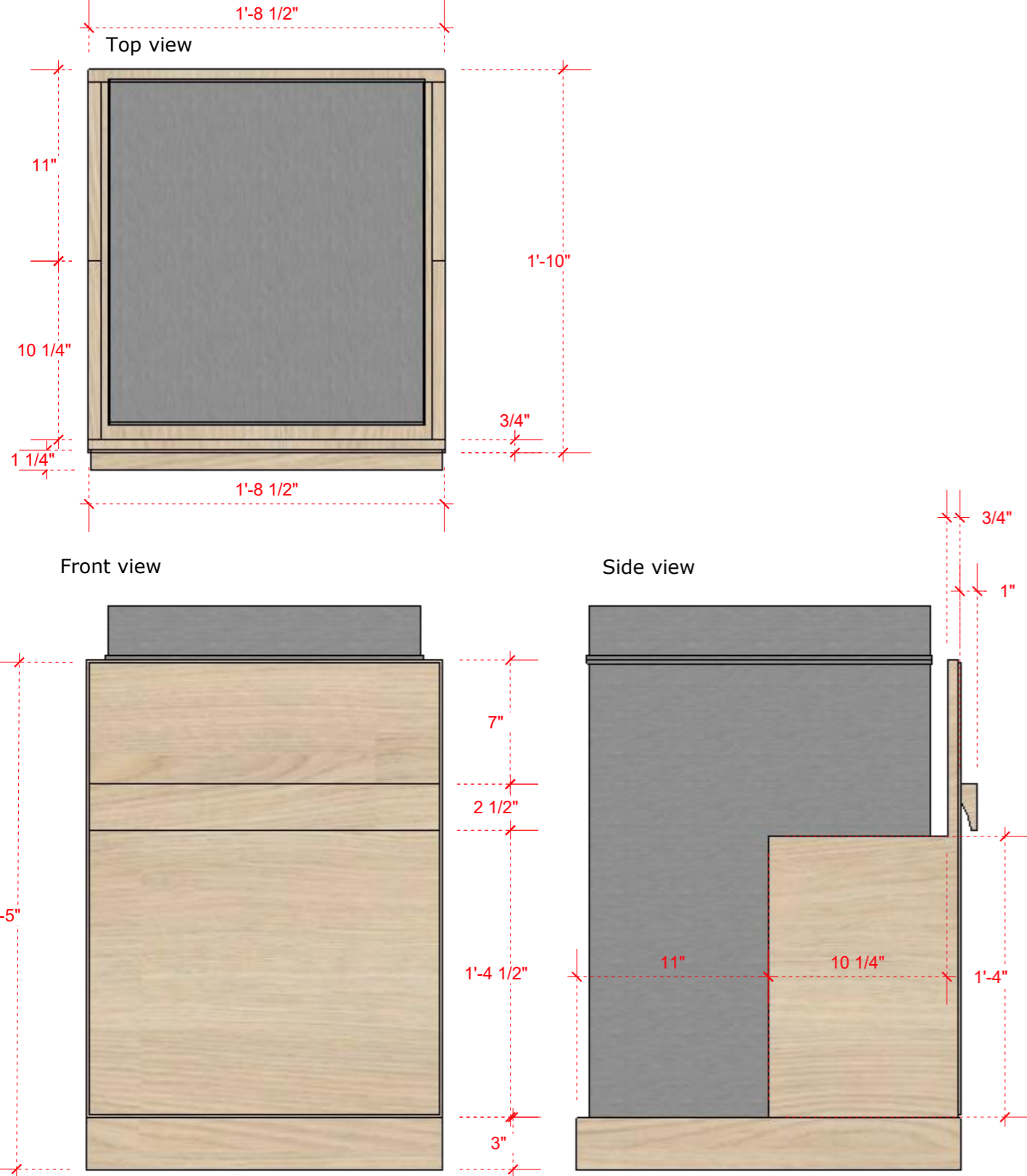
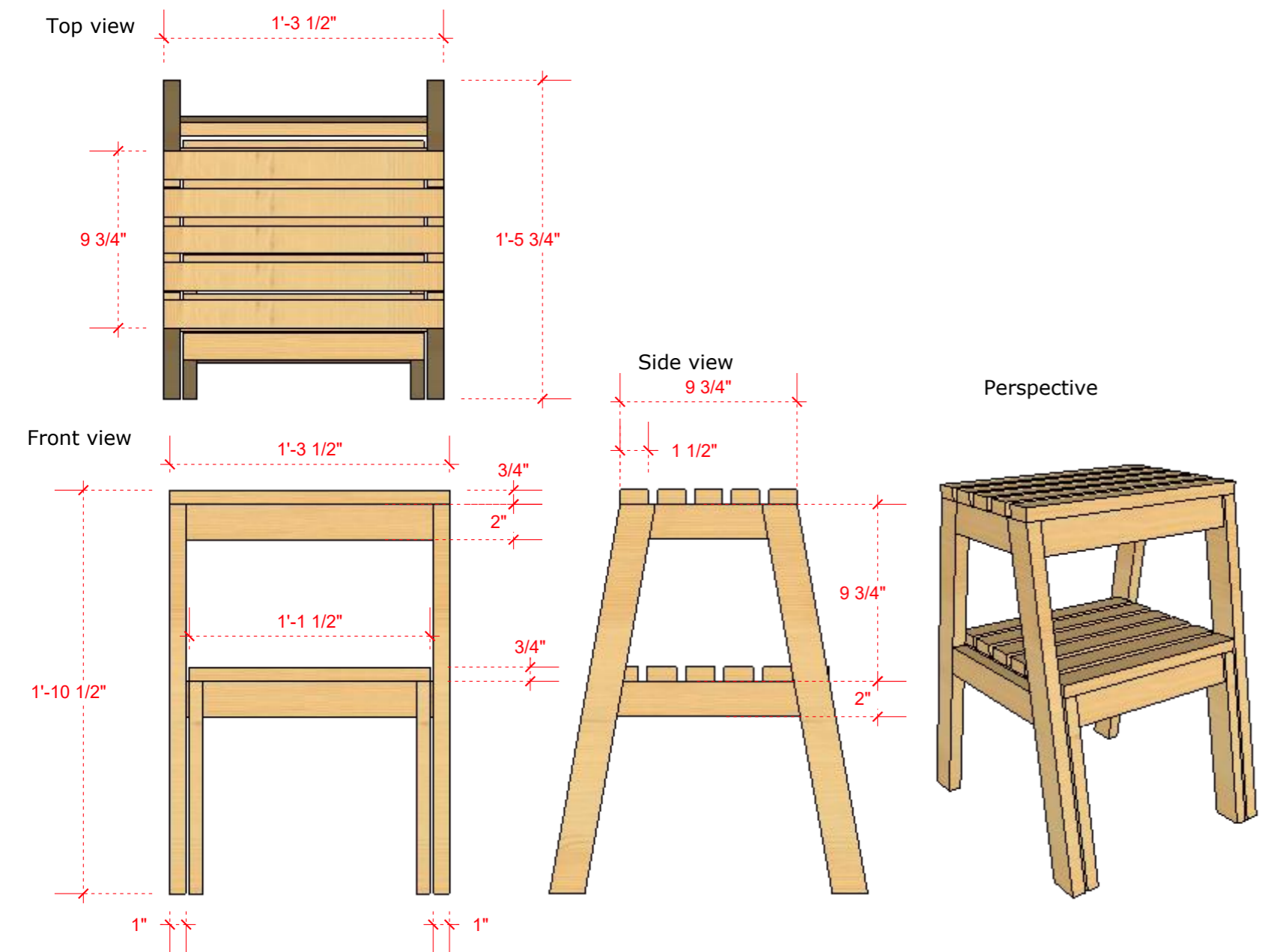
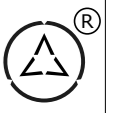
[illegible]

Note

All levels given indicate level of finished floor level and all materials thickness need to substrate from the measurements.

All dimensions are to be read and not to be measured. Information on this drawing supersedes the in combination with all other architectural and engineering drawings related to the same sheet and any item on it. The architect- engineer must be informed about contradiction of any kind before construction begins.

All ideas design and arrangements represented here on are property of VINAISM design management.



[illegible]

Site / Project
Responsible Person
Contact Num
Agency Name
Work Starting Date
Estimate Time
Finishing Date

Contractor sign

[illegible]

The floor plan shows a house with the following rooms and features:

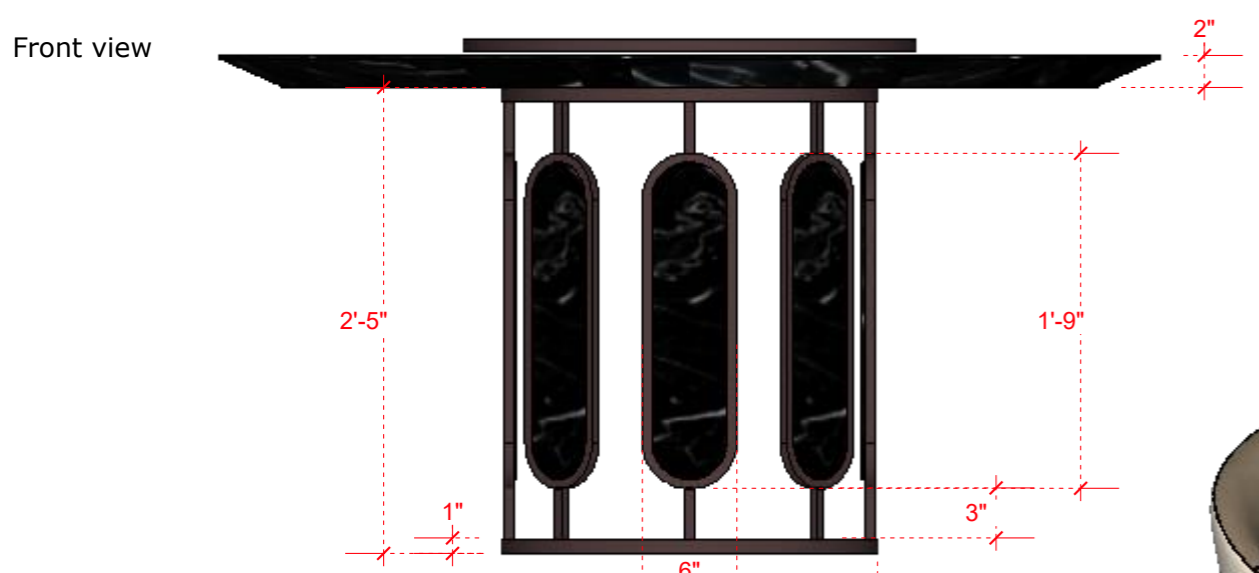
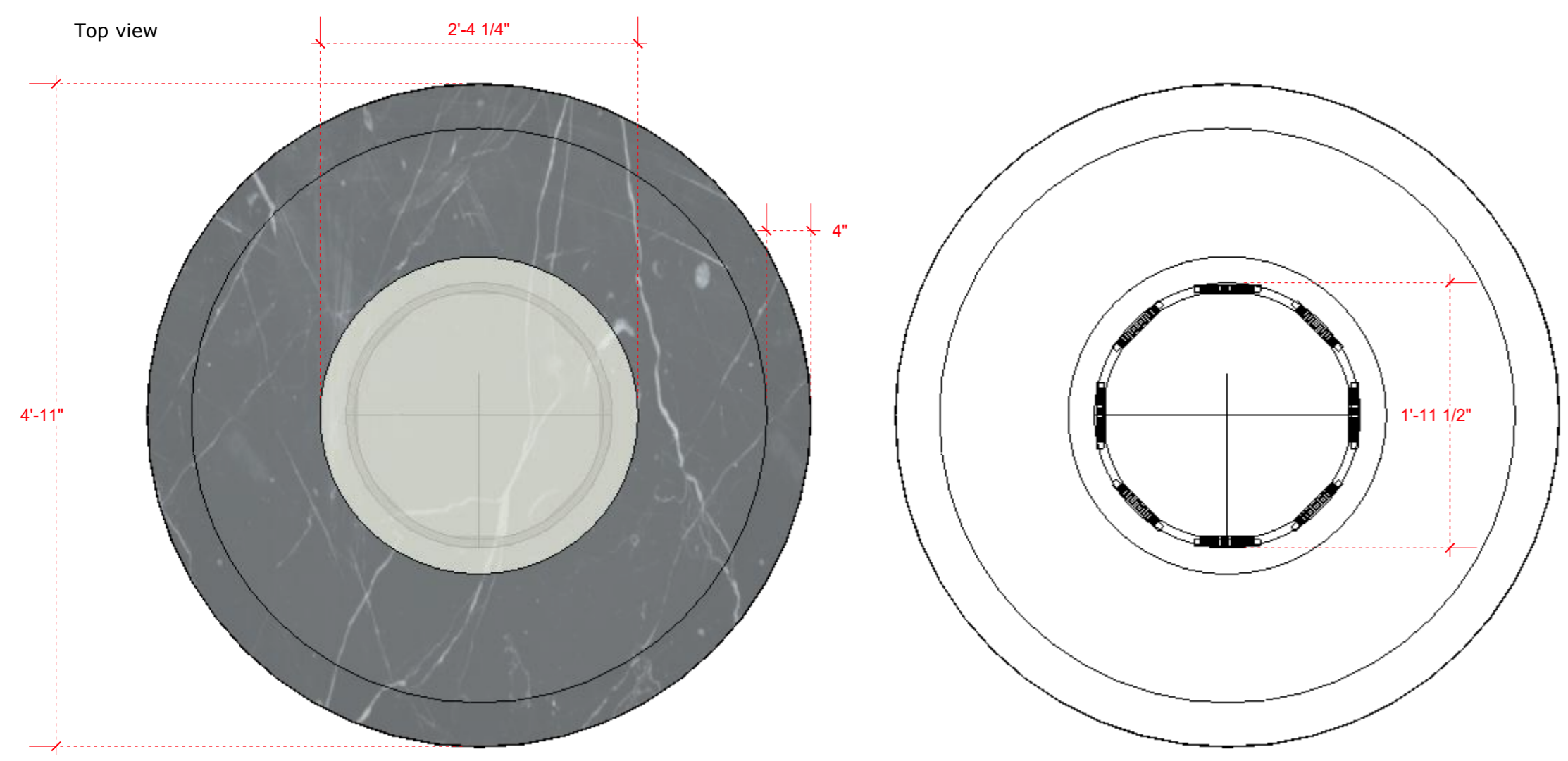
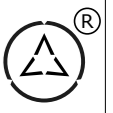
- Kids bedroom:** A large room with a bed and a desk.
- Master bedroom:** A large room with a bed and a desk.
- Kitchen:** A room with a sink, stove, and refrigerator.
- Dining area:** A room with a table and chairs.
- Drawing room:** A room with a sofa and a coffee table.
- Kid room:** A room with a bed and a desk.
- Entrance:** The main entrance to the house.
- Vestibule:** A small room next to the entrance.
- Store room:** A room for storing items.
- Washbasin area:** A small room with a sink.
- Washroom:** A room with a toilet and sink.
- Washroom (K):** A room with a toilet and sink.
- Washroom (M):** A room with a toilet and sink.
- Washroom (C):** A room with a toilet and sink.
- Washroom (B):** A room with a toilet and sink.
- Washroom (D):** A room with a toilet and sink.
- Washroom (E):** A room with a toilet and sink.
- Washroom (F):** A room with a toilet and sink.
- Washroom (G):** A room with a toilet and sink.
- Washroom (H):** A room with a toilet and sink.
- Washroom (I):** A room with a toilet and sink.
- Washroom (J):** A room with a toilet and sink.
- Washroom (K):** A room with a toilet and sink.
- Washroom (L):** A room with a toilet and sink.
- Washroom (M):** A room with a toilet and sink.
- Washroom (N):** A room with a toilet and sink.
- Washroom (O):** A room with a toilet and sink.
- Washroom (P):** A room with a toilet and sink.
- Washroom (Q):** A room with a toilet and sink.
- Washroom (R):** A room with a toilet and sink.
- Washroom (S):** A room with a toilet and sink.
- Washroom (T):** A room with a toilet and sink.
- Washroom (U):** A room with a toilet and sink.
- Washroom (V):** A room with a toilet and sink.
- Washroom (W):** A room with a toilet and sink.
- Washroom (X):** A room with a toilet and sink.
- Washroom (Y):** A room with a toilet and sink.
- Washroom (Z):** A room with a toilet and sink.

[illegible]

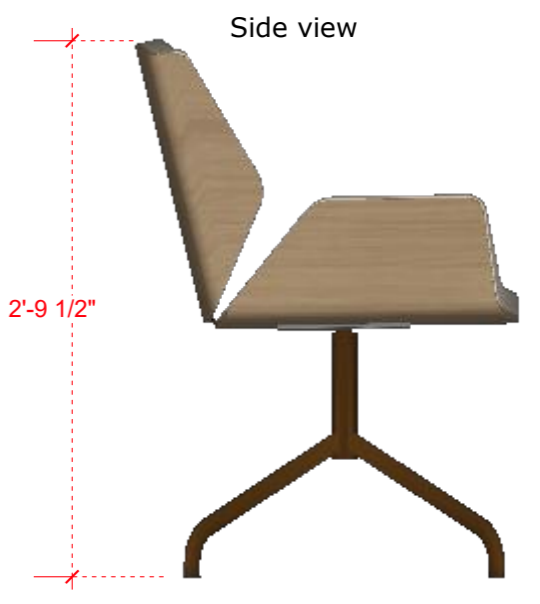
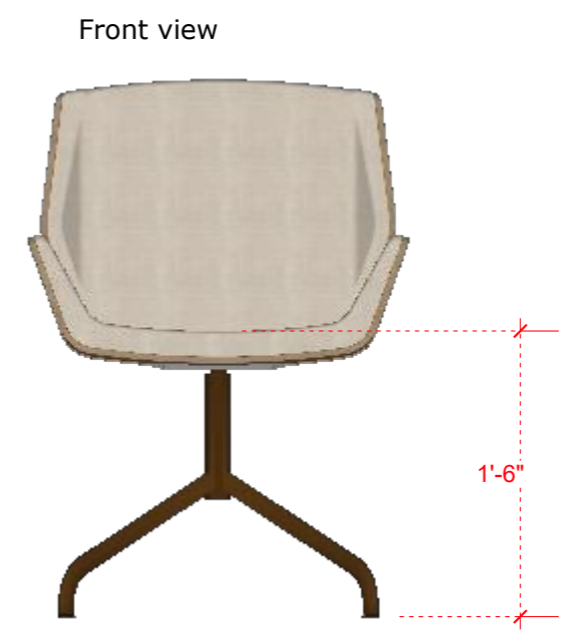
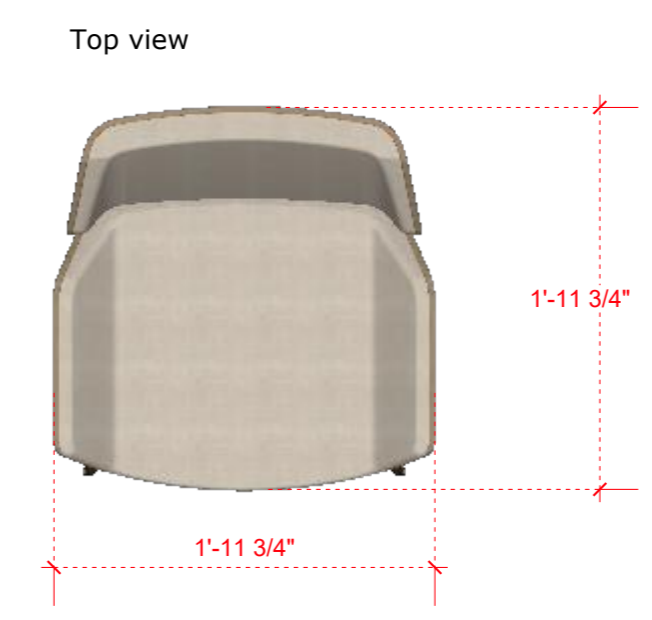
All levels given indicate level of finished floor level and all materials thickness need to substrate from the measurements.

All dimensions are to be read and not to be measured. Information on this drawing supersedes the in combination with all other architectural and engineering drawings related to the same sheet and any item on it. The architect- engineer must be informed about contradiction of any kind before construction begins.

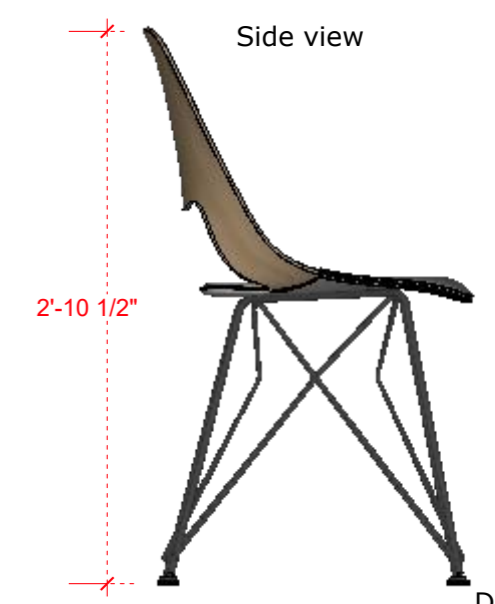
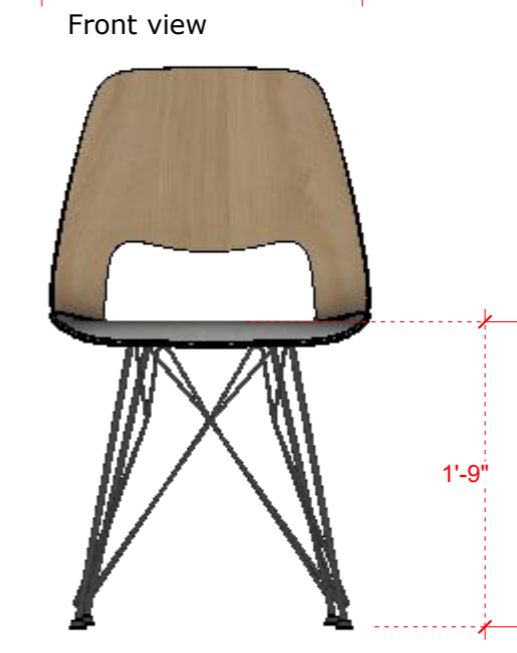
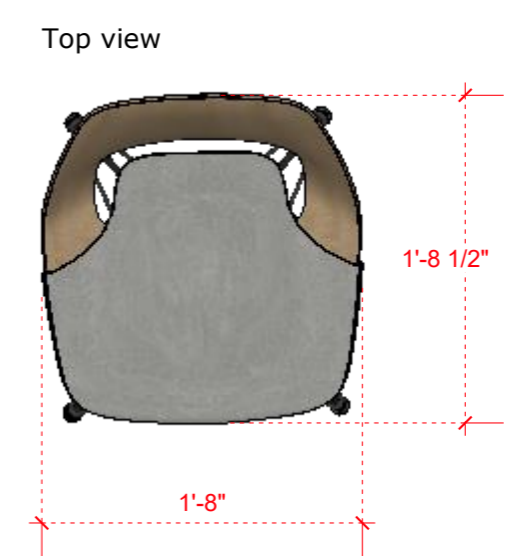
All ideas design and arrangements represented here on are property of VINAIS design management.



Qty 06



Perspective
Qty 02



Perspective
Qty 02

Floor Plan
Dinning Table and Chair details
Dinning area

Mahender Ji Residence

Scan to view 3D



General note & Disclaimers are on first page of this plan set.

VINAISM assumes no responsibility for changes made to these plan by others and makes no warranties either expressed or implied, regarding these plans.

Copy right, Disclaimer and construction warning.

This plan is protected under Copyright Law. The plan may need to be adapted to local codes and conditions. Please see the first sheet of the plan for full copyright, disclaimer and construction warnings.

Date to coordinate with key person

[illegible]

visiting card

Site / Project

Responsible Person

Contact Num

Agency Name

Work Starting Date


Estimate Time

Finishing Date

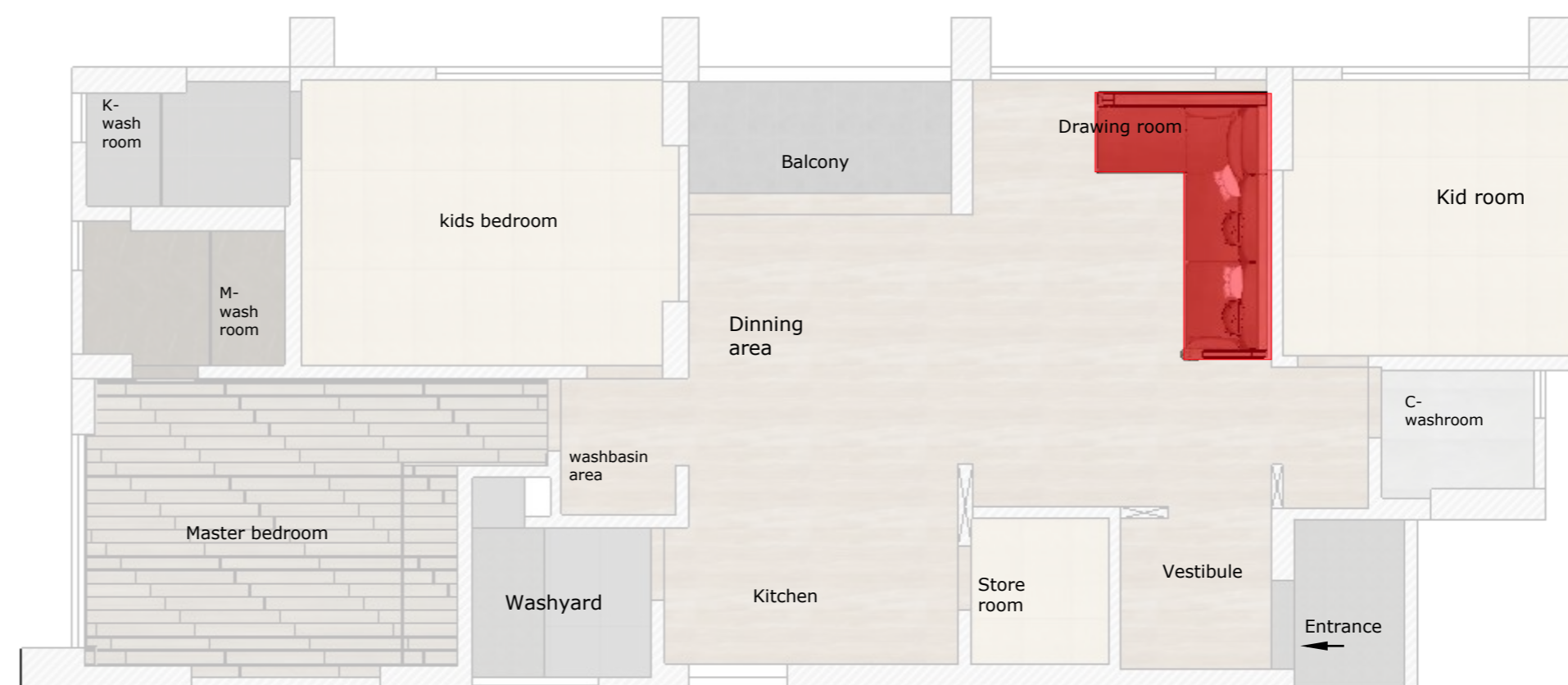
All the agency's and vendors are responsible for their work and finishing level. They are committed to full fill the satisfactory levels and standards, if found not up to the mark. All the working details given are interconnected with all vendors and their respective work, so if found any mistaken in any once work because of someone else both will be responsible, and will be subject to design management decision.

Contractor sign

Drawing Board



Floor Plan



material and labour cost

[illegible]

Note

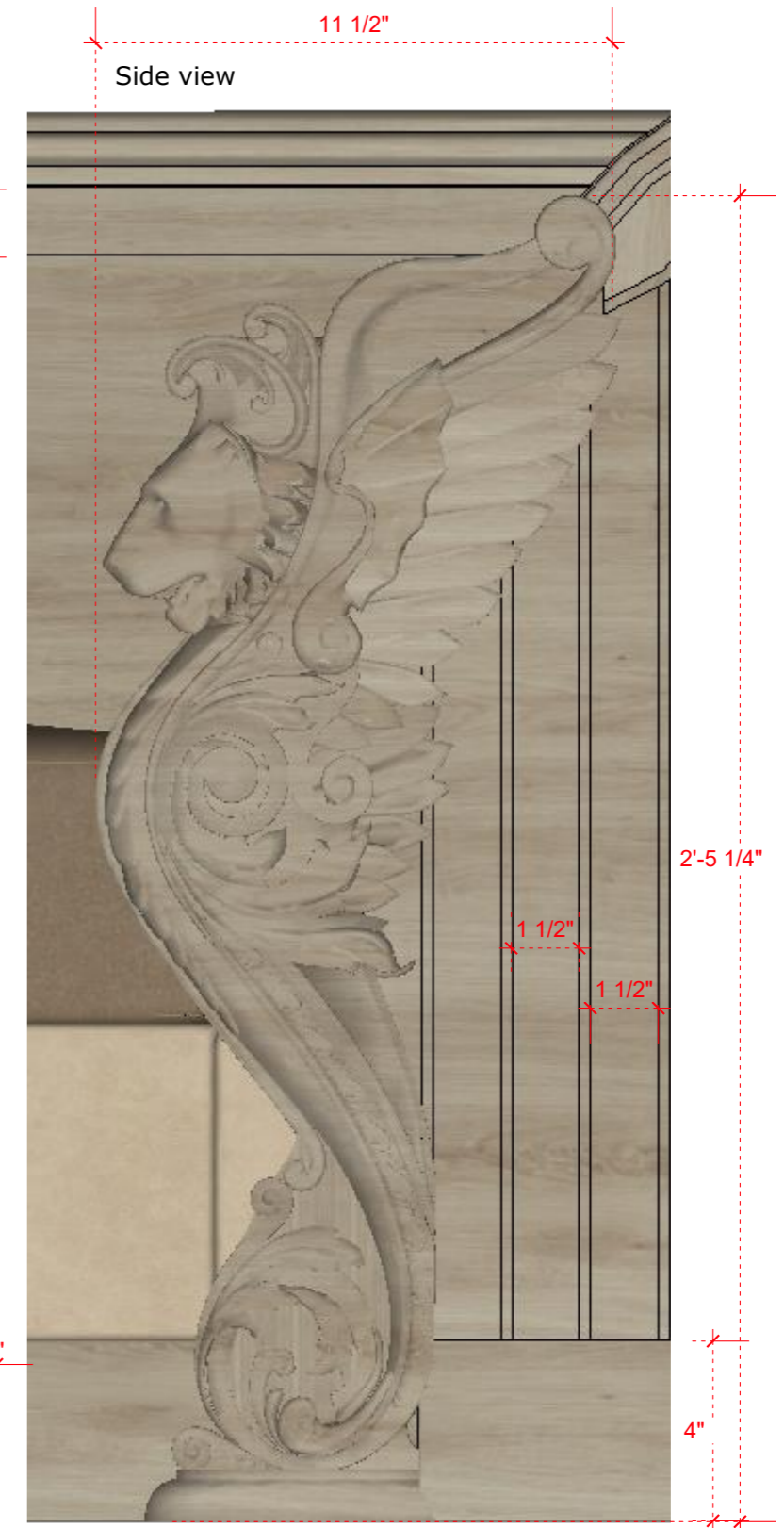
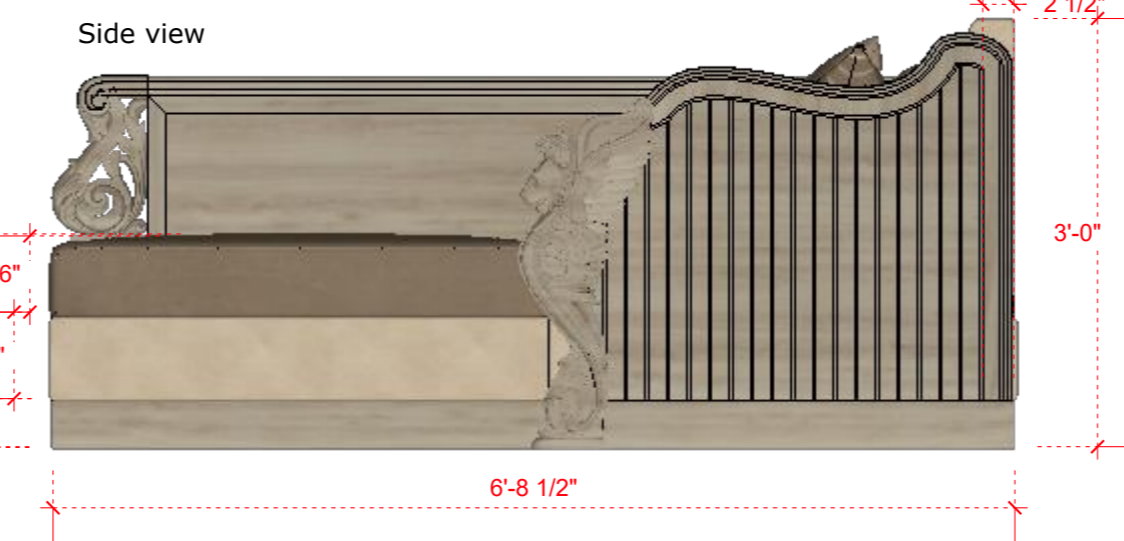
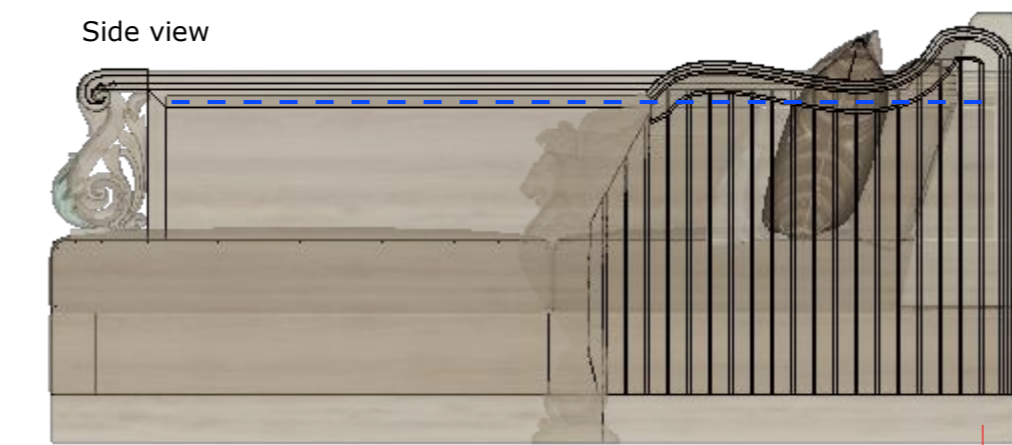
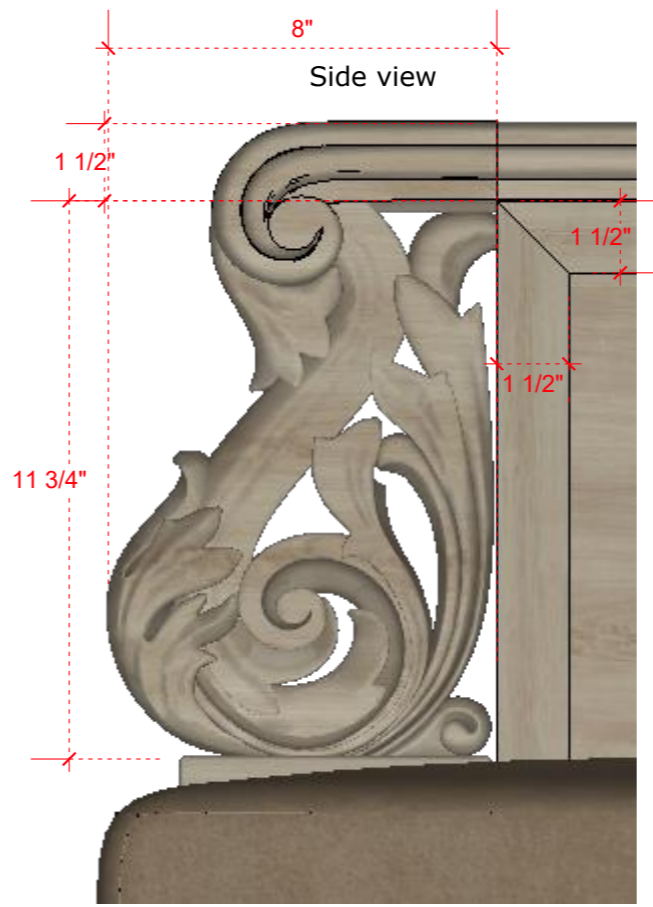
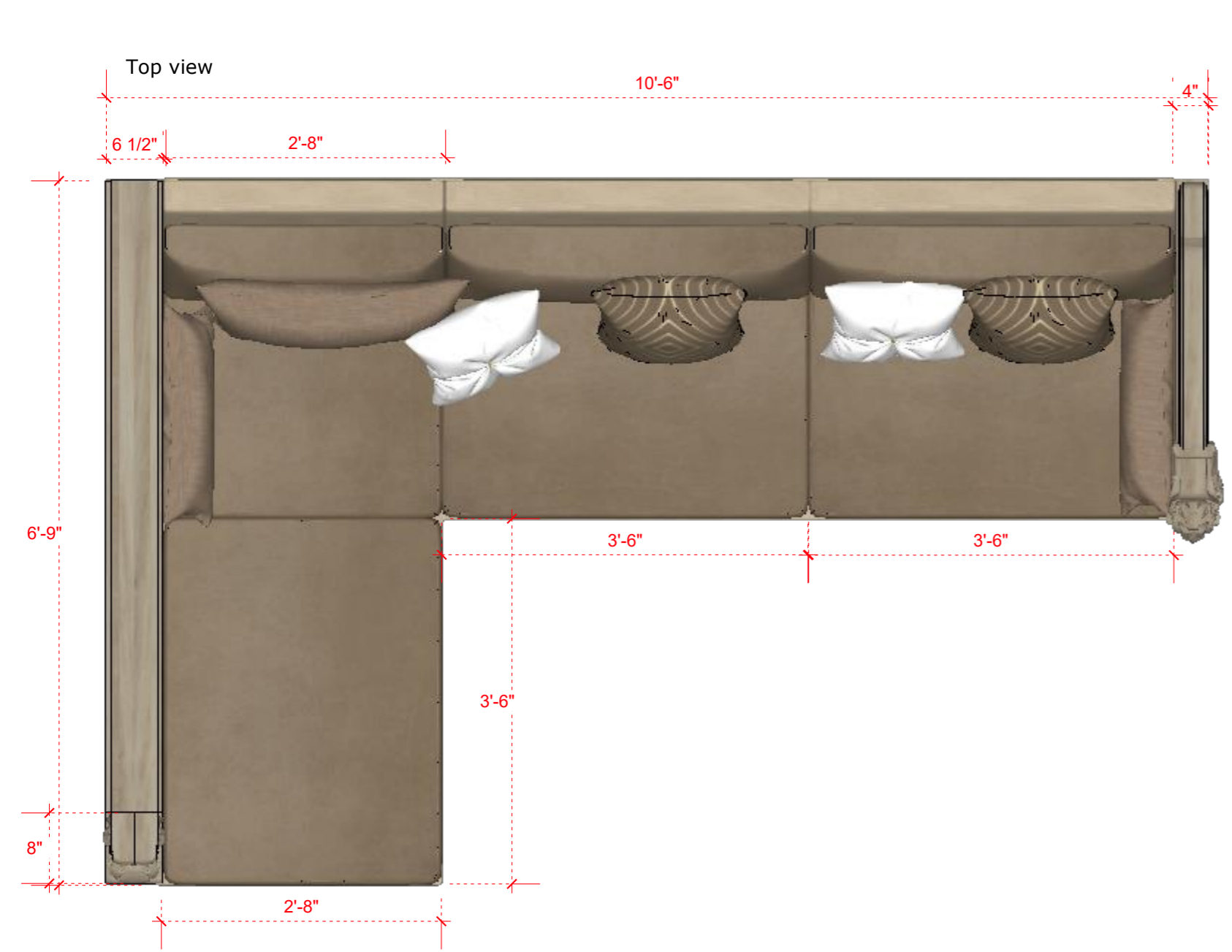
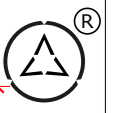
All levels given indicate level of finished floor level and all materials thickness need to substrate from the measurements.

All dimensions are to be read and not to be measured.

Information on this drawing supersedes the in combination with all other architectural and engineering drawings related to the same sheet and any item on it.

The architect- engineer must be informed about contradiction of any kind before construction begins.

All ideas design and arrangements represented here on are property of VINAISM design management.



Perspective A



Perspective B



[illegible]

Site / Project
Responsible Person
Contact Num
Agency Name
Work Starting Date
Estimate Time
Finishing Date

VINAY DESIGN
 ■ studio
 Let's add 'New' value to our valuables.

This image shows a full page of blank graph paper. The grid consists of small, uniform squares formed by thin, light gray lines. There are no margins, text, or other markings on the page.

A detailed floor plan of a 1000 sq. ft. house. The layout includes a Master bedroom (highlighted in red) with a fireplace, a kids bedroom, a Kid room, a Drawing room, a Dining area, a Kitchen, a Store room, a Vestibule, an Entrance, a Balcony, a Washyard, a washbasin area, a K-wash room, and an M-wash room. The plan also shows various closets and storage areas.

[illegible]

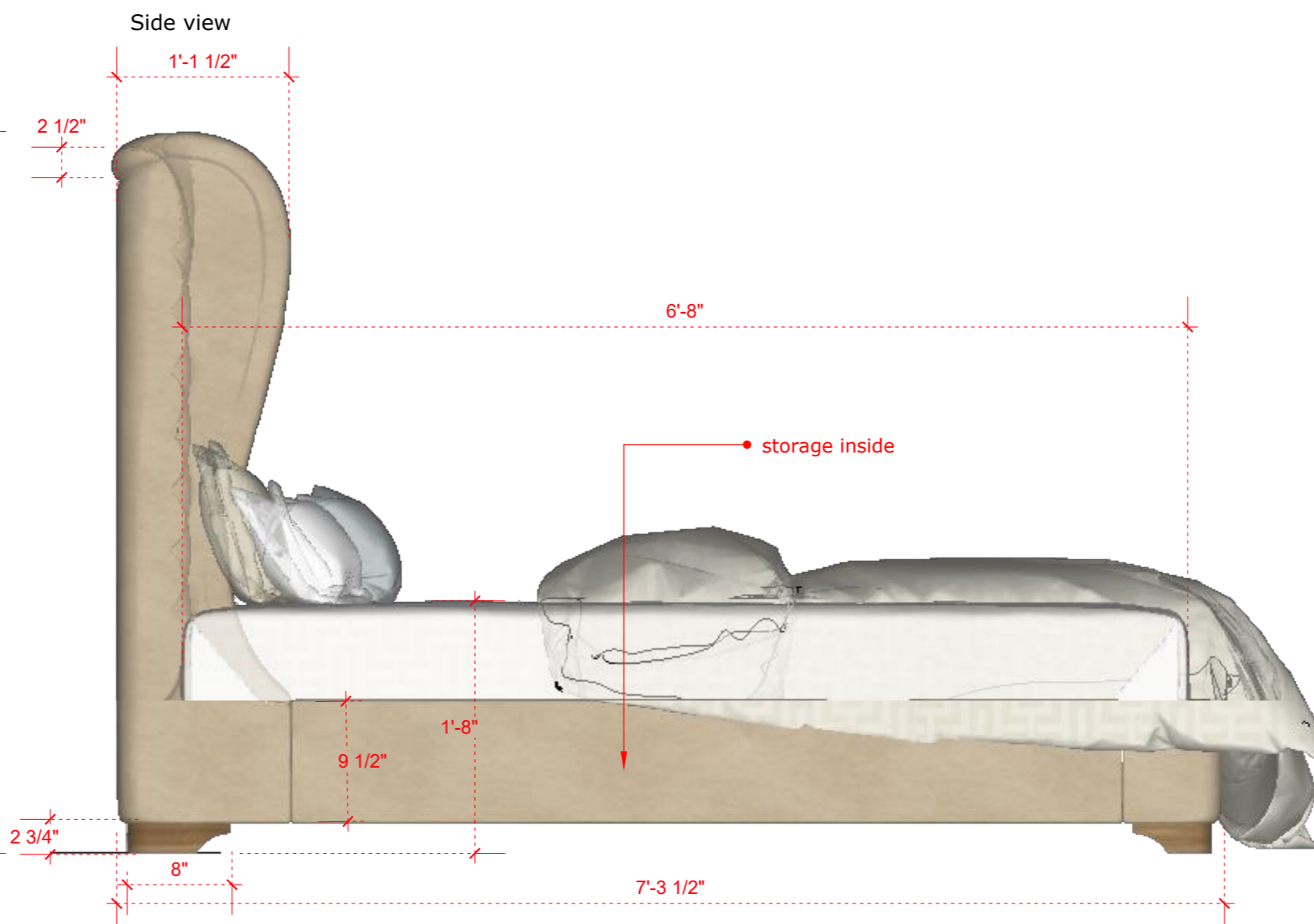
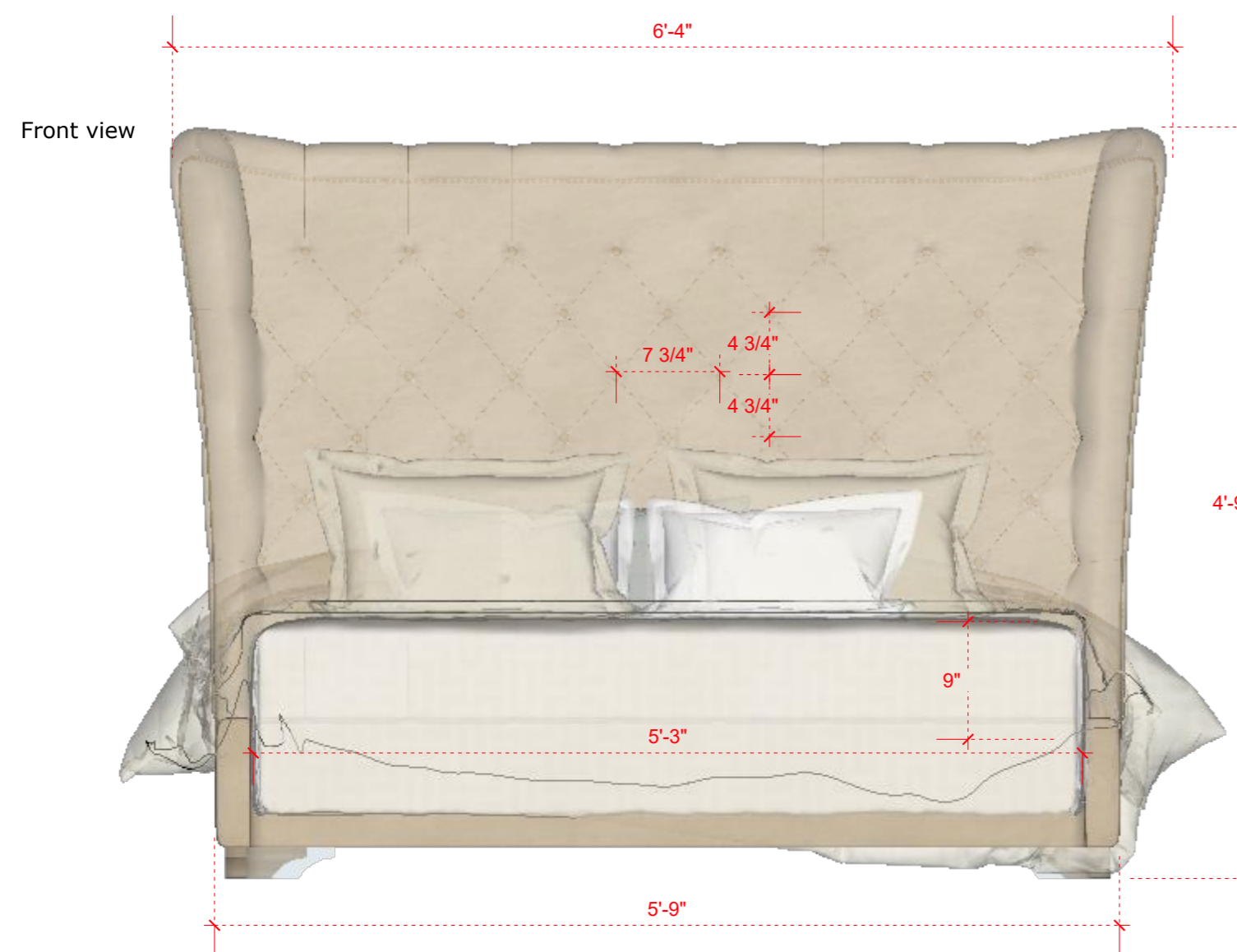
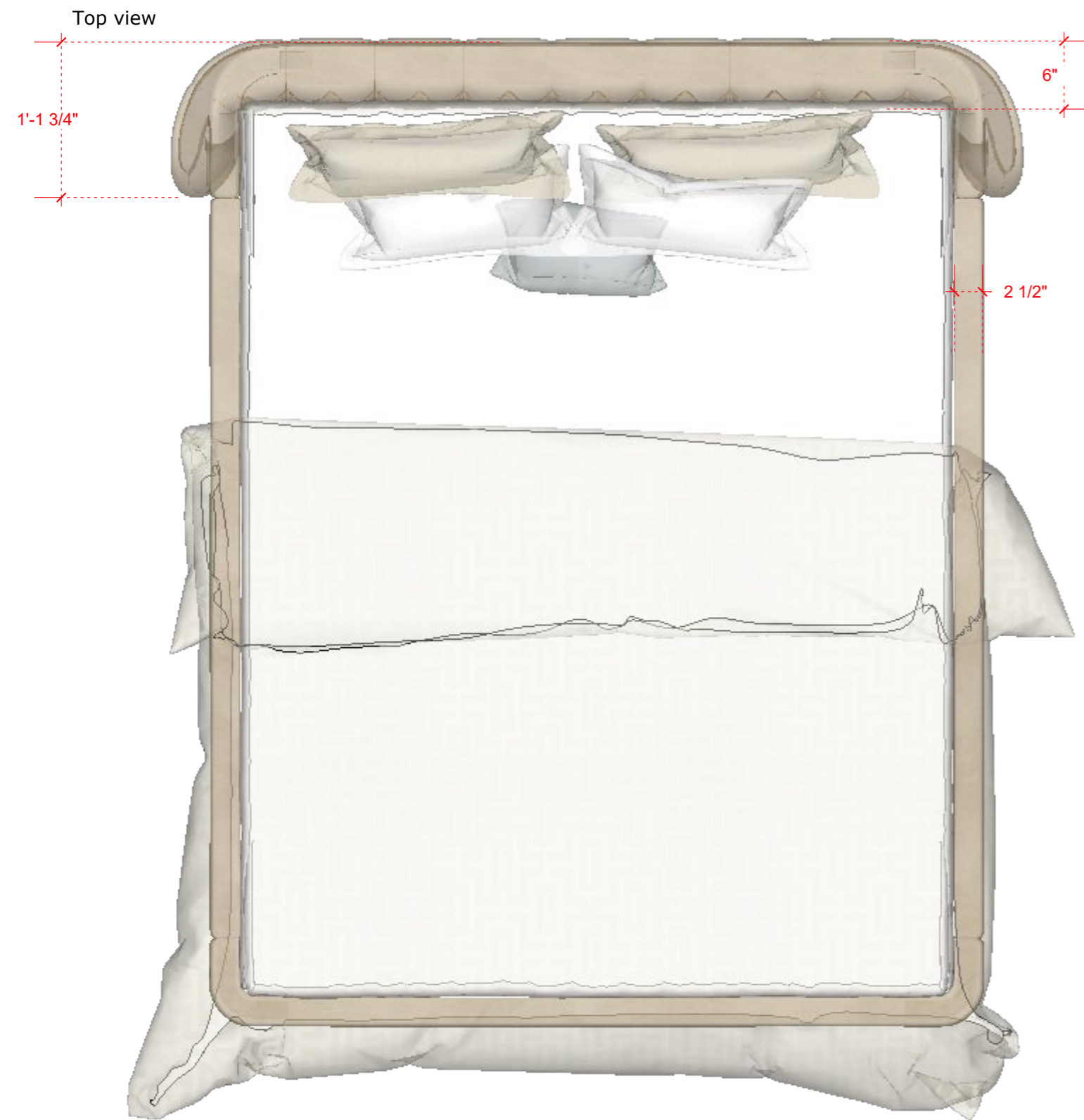
All levels given indicate level of finished floor level and all materials thickness need to substrate from the measurements.

All dimensions are to be read and not to be measured.

Information on this drawing supersedes the in combination with all other architectural and engineering drawings related to the same sheet and any item on it.

The architect-engineer assumes no responsibility for any contradiction of any kind before construction begins.

All ideas design and arrangements represented here on are property of VINAISM design management.



Scan to view 3D



General note & Disclaimers are on first page of this plan set.

V I N A I S M assumes no responsibility for changes made to these plan by others and makes no warranties either expressed or implied, regarding these plans.

Copy right, Disclaimer and construction warning.

This plan is protected under Copyright Law. The plan may need to be adapted to local codes and conditions. Please see the first sheet of the plan for full copyright, disclaimer and construction warnings.

Date to coordinate with key person

[illegible]

visiting card

Site / Project

Responsible Person

Contact Num

Agency Name

Work Starting Date


Estimate Time

Finishing Date

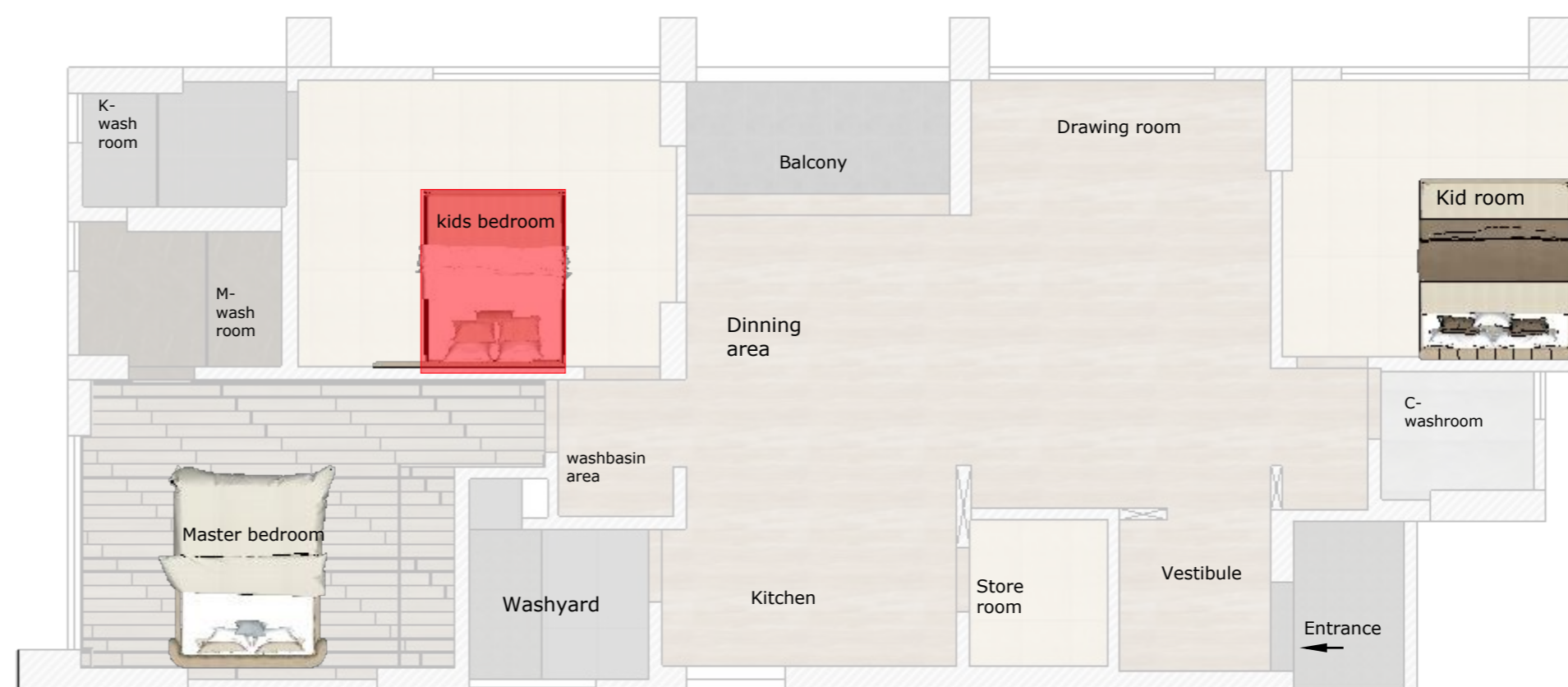
All the agency's and vendors are responsible for their work and finishing level. They are committed to full fill the satisfactory levels and standards, if found not up to the mark. All the working details given are interconnected with all vendors and their respective work, so if found any mistaken in any once work because of someone else both will be responsible, and will be subject to design management decision.

Contractor sign

Drawing Board



Floor Plan



material and labour cost

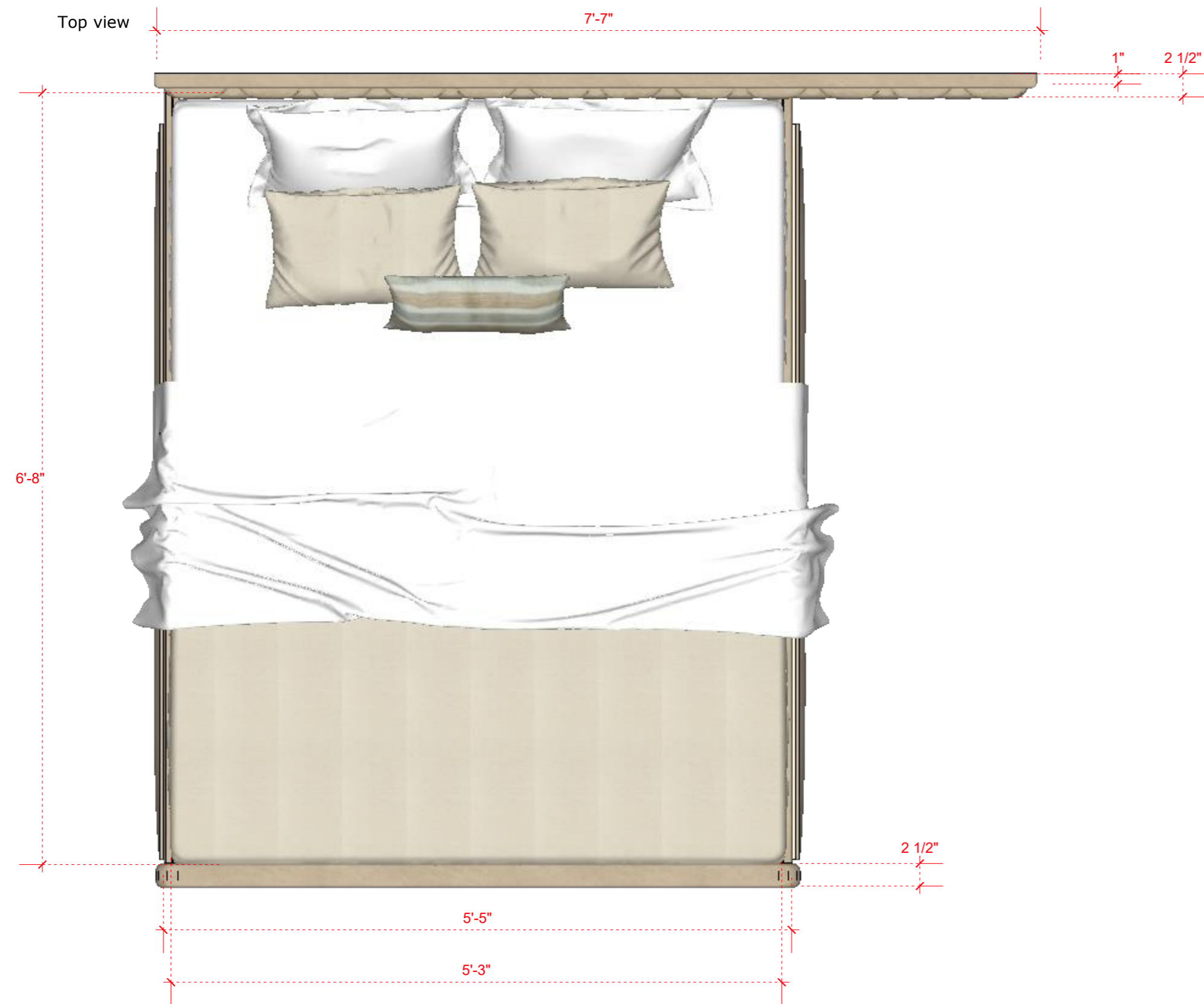
[illegible]

Note

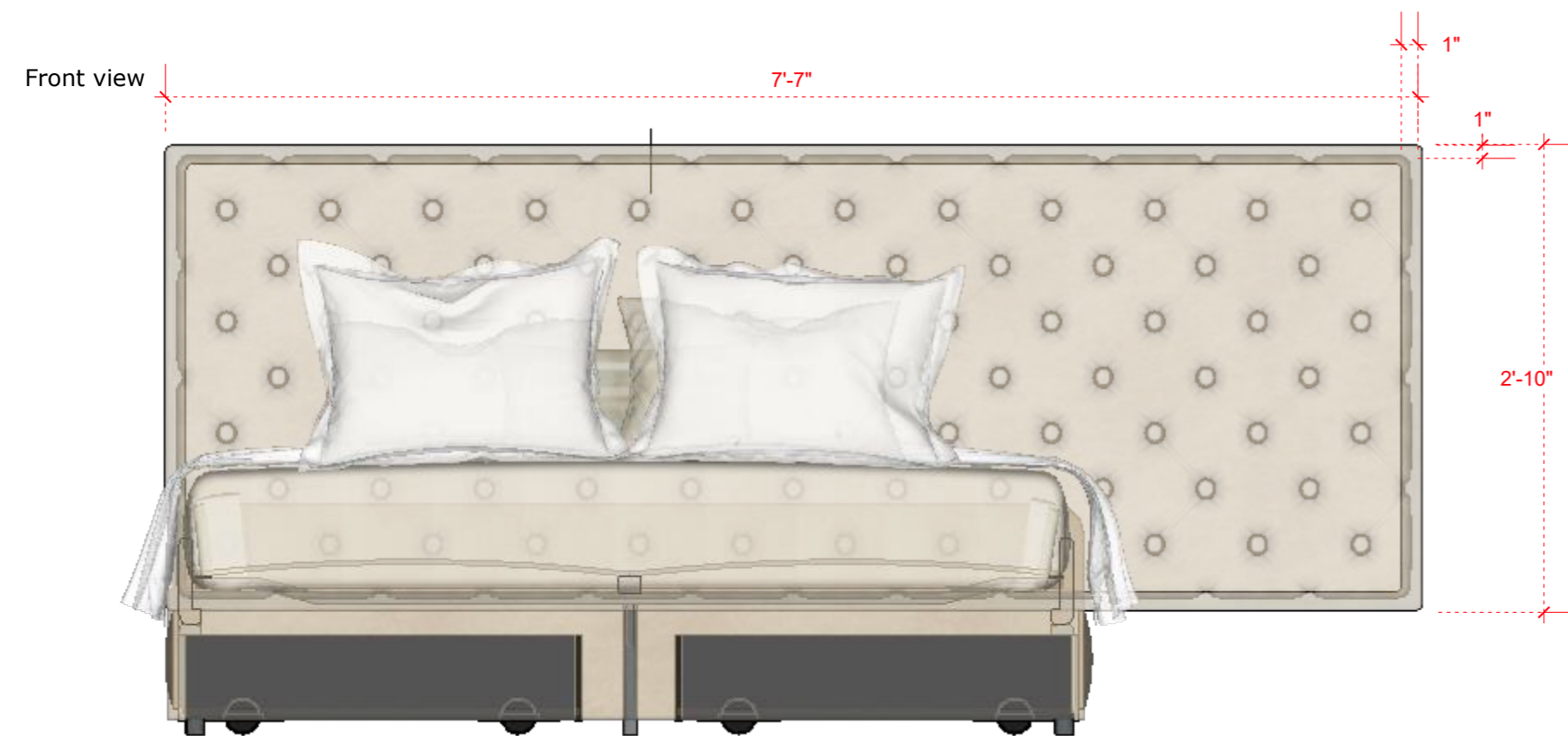
All levels given indicate level of finished floor level and all materials thickness need to substrate from the measurements.

All dimensions are to be read and not to be measured. Information on this drawing supersedes the in combination with all other architectural and engineering drawings related to the same sheet and any item on it. The architect- engineer must be informed about contradiction of any kind before construction begins.

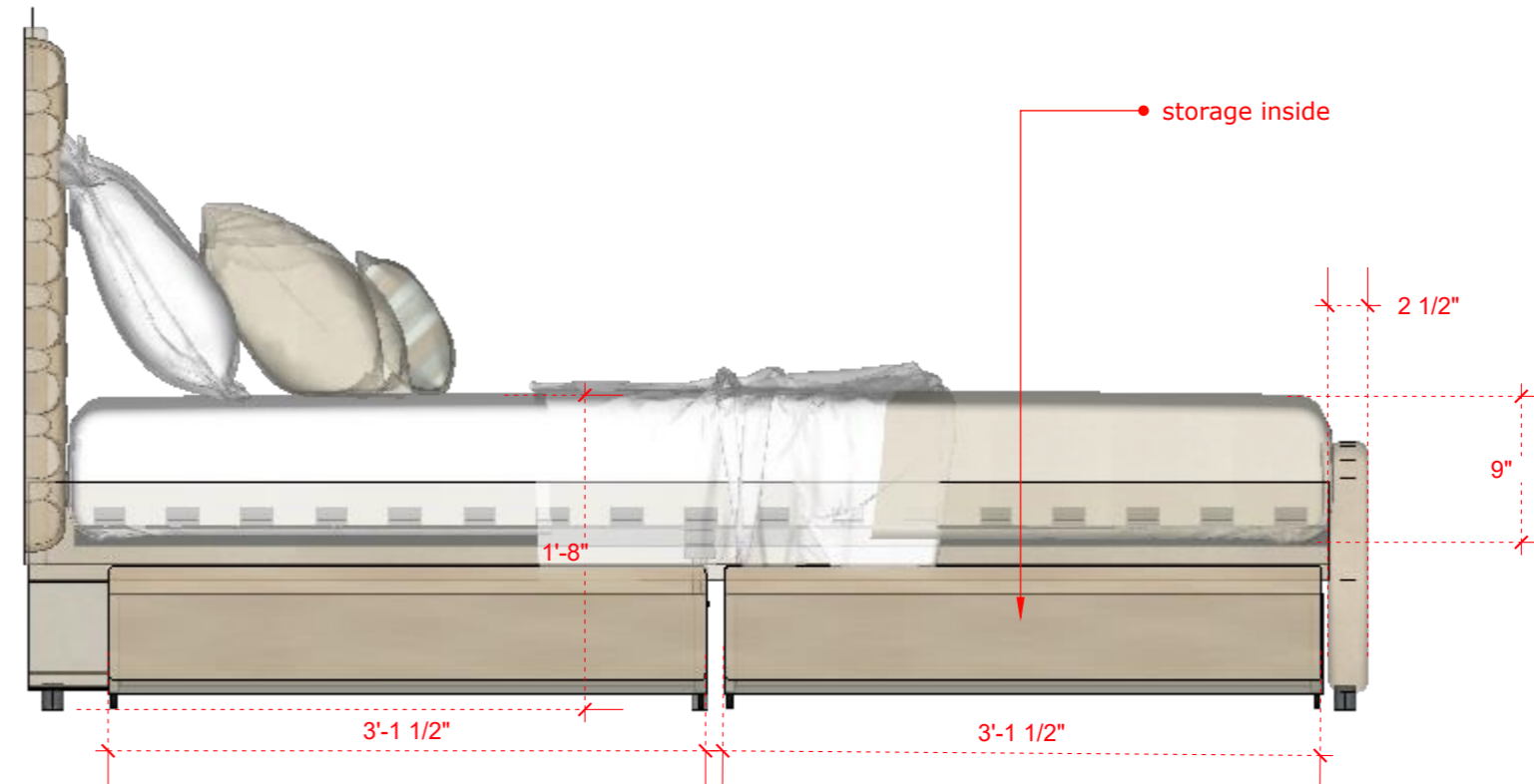
All ideas design and arrangements represented here on are property of VINAISM design management.



Perspective



Side view



Scan to view 3D



General note & Disclaimers are on first page of this plan set.

VINA ISM assumes no responsibility for changes made to these plan by others and makes no warranties either expressed or implied, regarding these plans.

Copy right, Disclaimer and construction warning.

This plan is protected under Copyright Law. The plan may need to be adapted to local codes and conditions. Please see the first sheet of the plan for full copyright, disclaimer and construction warnings.

Date to coordinate with key person

[illegible]

visiting card

Site / Project

Responsible Person

Contact Num

Agency Name

Work Starting Date


Estimate Time

Finishing Date

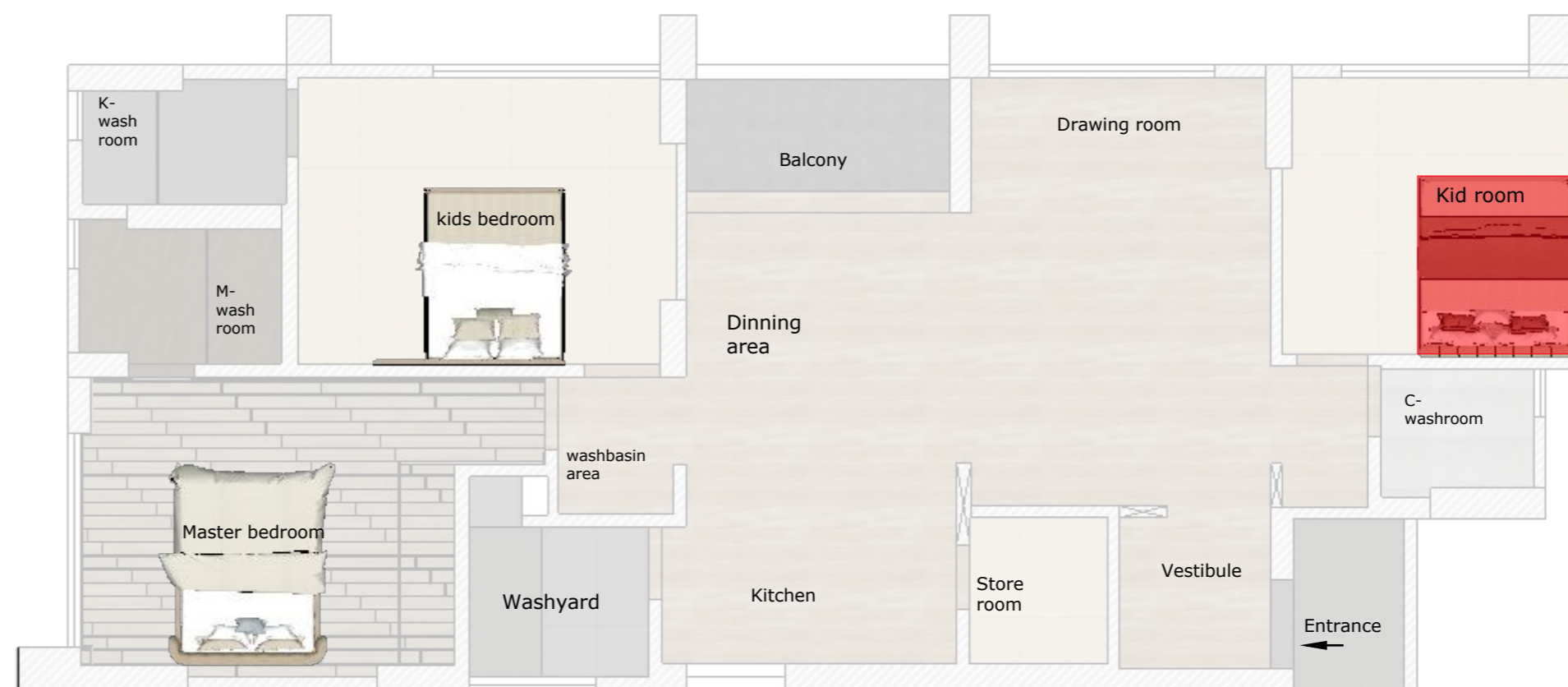
All the agency's and vendors are responsible for their work and finishing level. They are committed to full fill the satisfactory levels and standards, if found not up to the mark. All the working details given are interconnected with all vendors and their respective work, so if found any mistaken in any once work because of someone else both will be responsible, and will be subject to design management decision.

Contractor sign

Drawing Board



Floor Plan



material and labour cost

[illegible]

Note

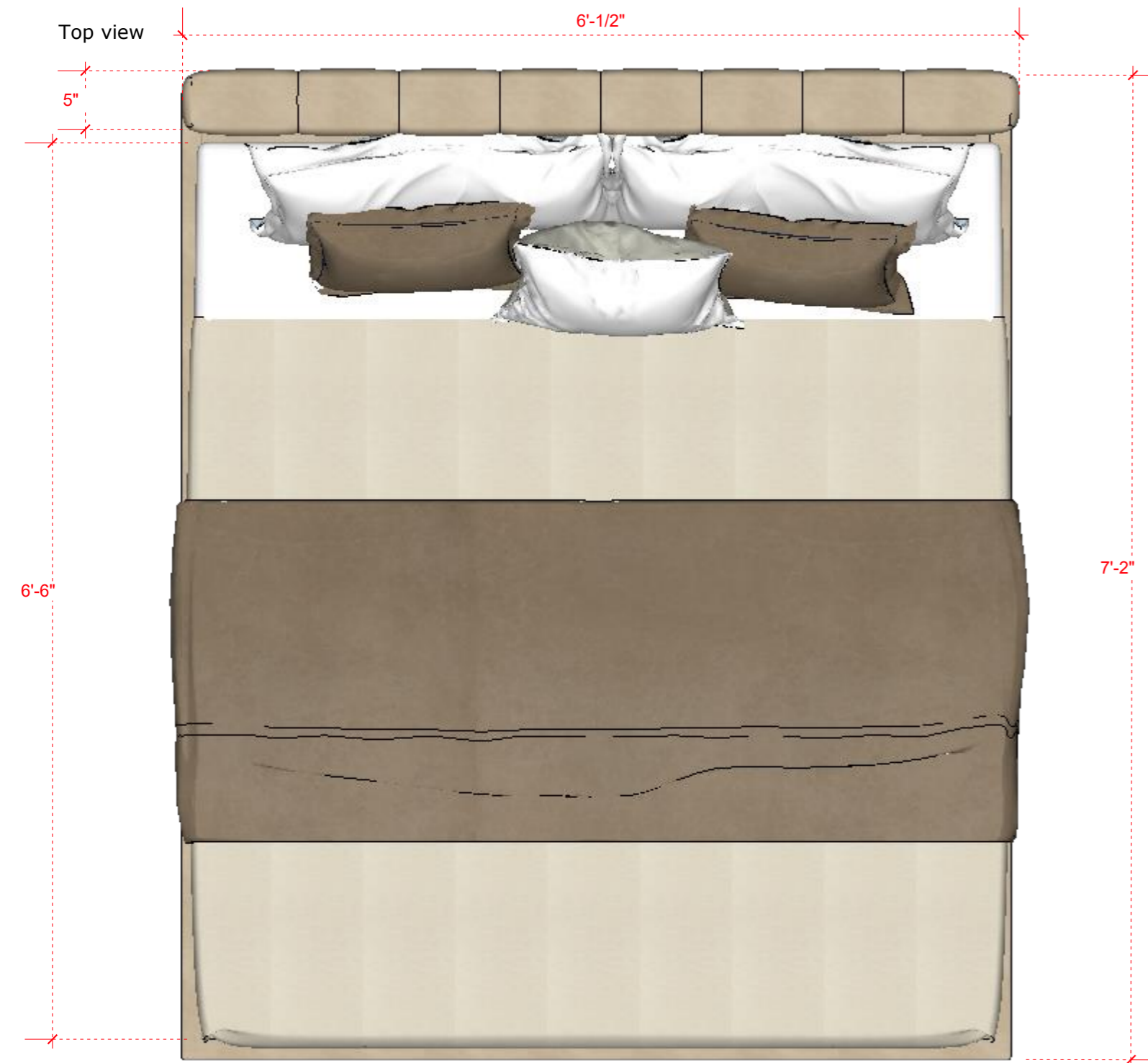
All levels given indicate level of finished floor level and all materials thickness need to substrate from the measurements.

All dimensions are to be read and not to be measured.

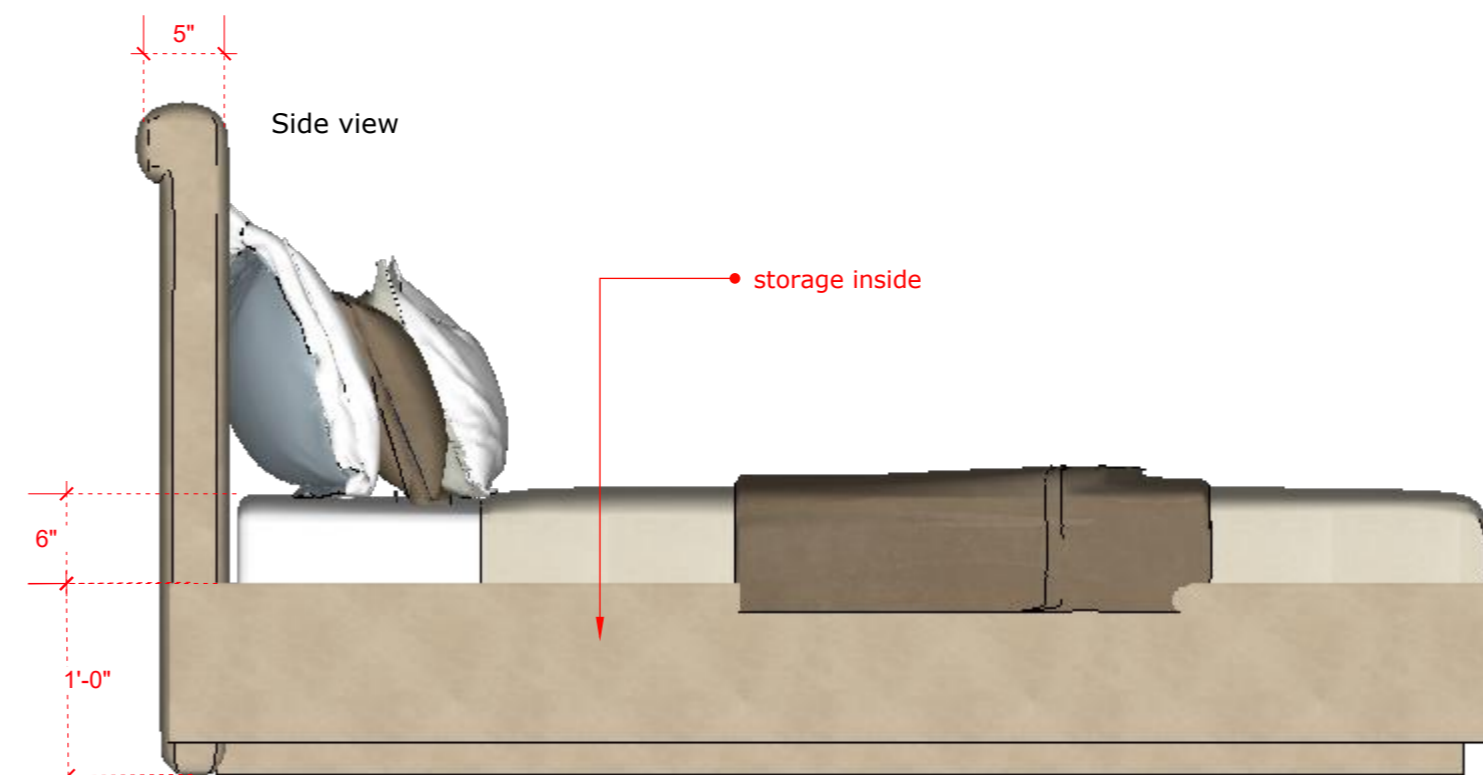
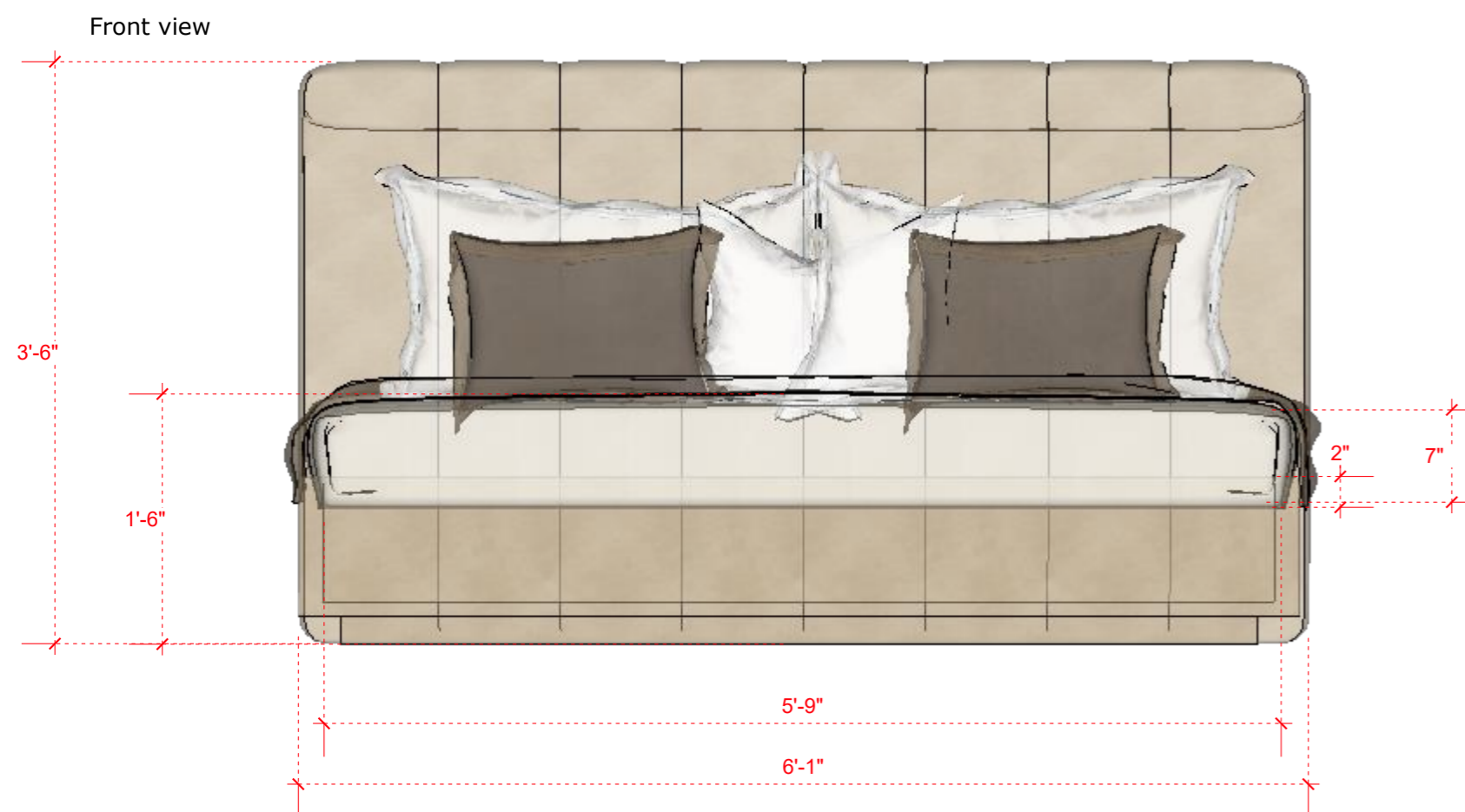
Information on this drawing supersedes the in combination with all other architectural and engineering drawings related to the same sheet and any item on it.

The architect- engineer must be informed about completion of any kind before construction begins.

All ideas design and arrangements represented here on are property of VINAISM design management.



Perspective



[illegible]

Site / Project
Responsible Person
Contact Num
Agency Name
Work Starting Date
Estimate Time
Finishing Date

VINAY DESIGN
 ■ studio
 Let's add 'New' value to our valuables.

This image shows a full page of blank graph paper. The grid consists of small, uniform squares formed by thin, light gray lines. There are no margins, text, or other markings on the page.

The floor plan shows a house with the following rooms and features:

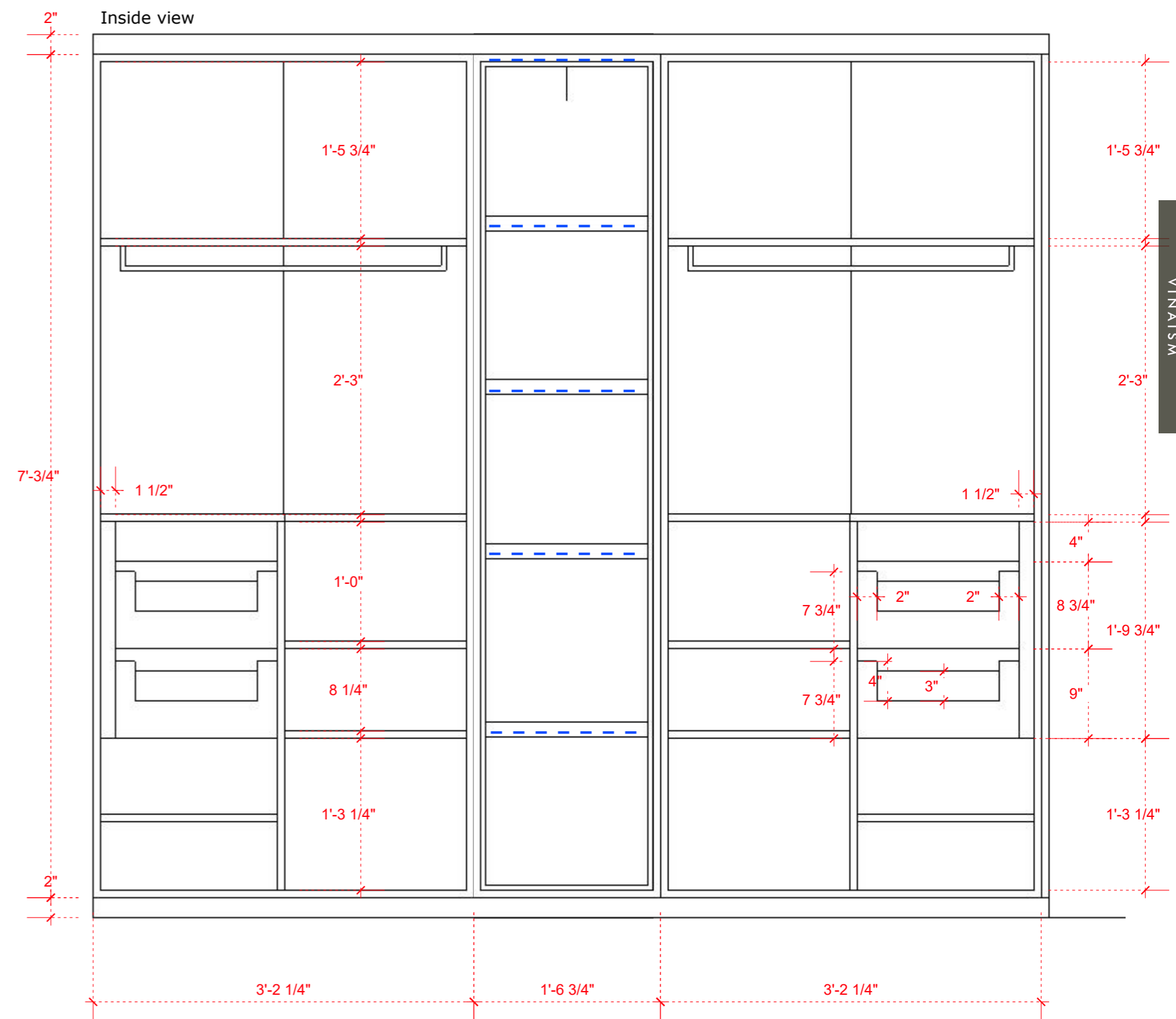
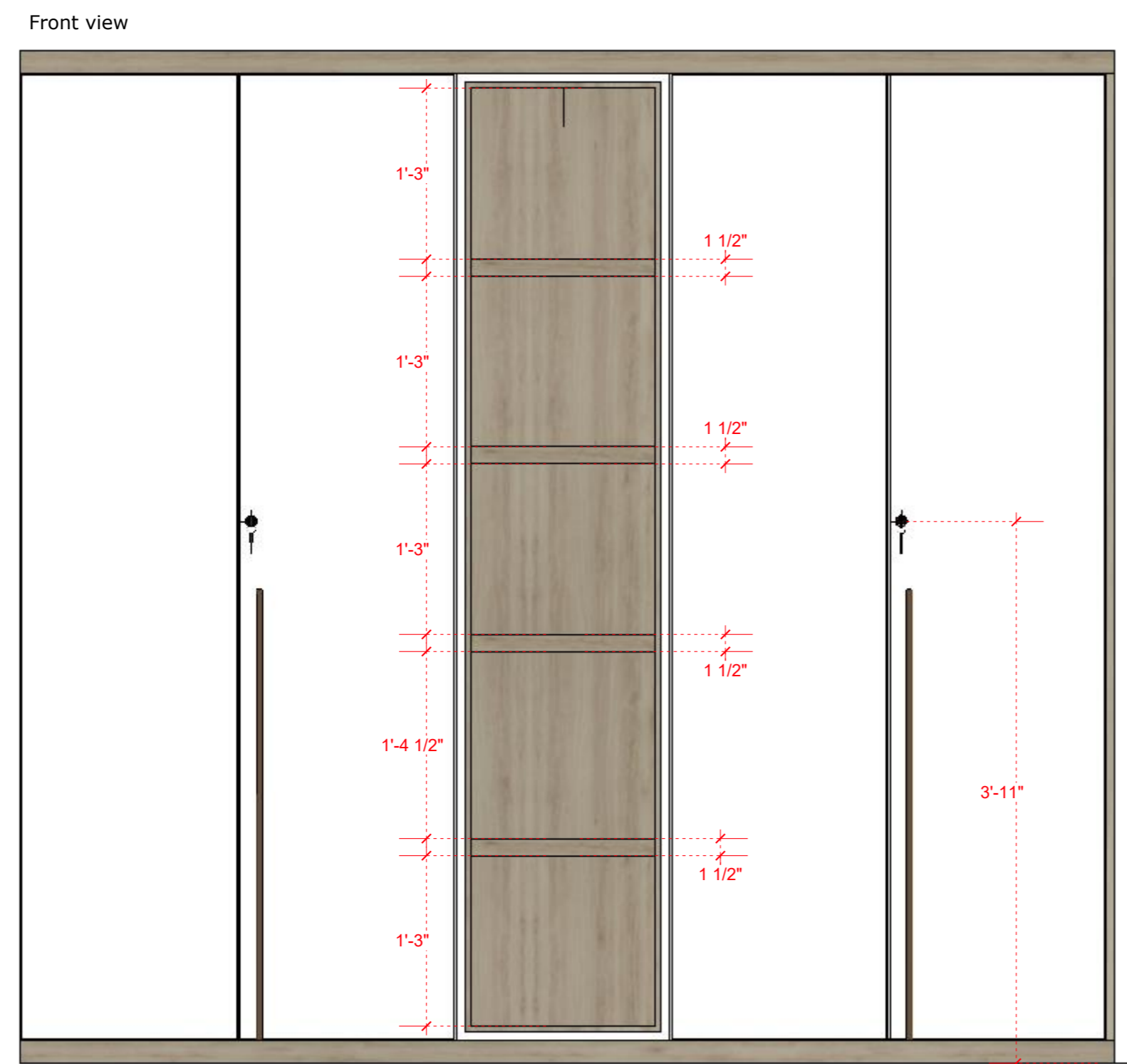
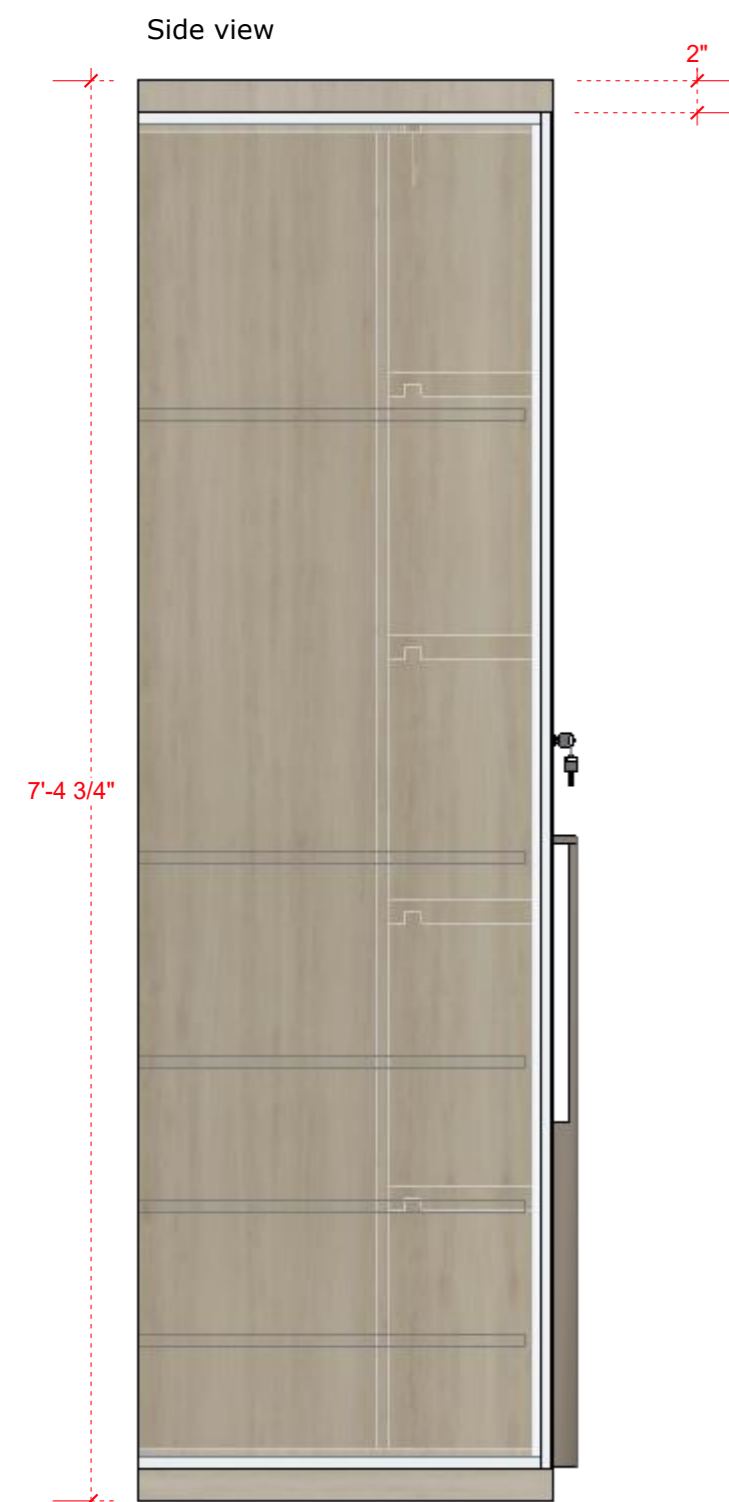
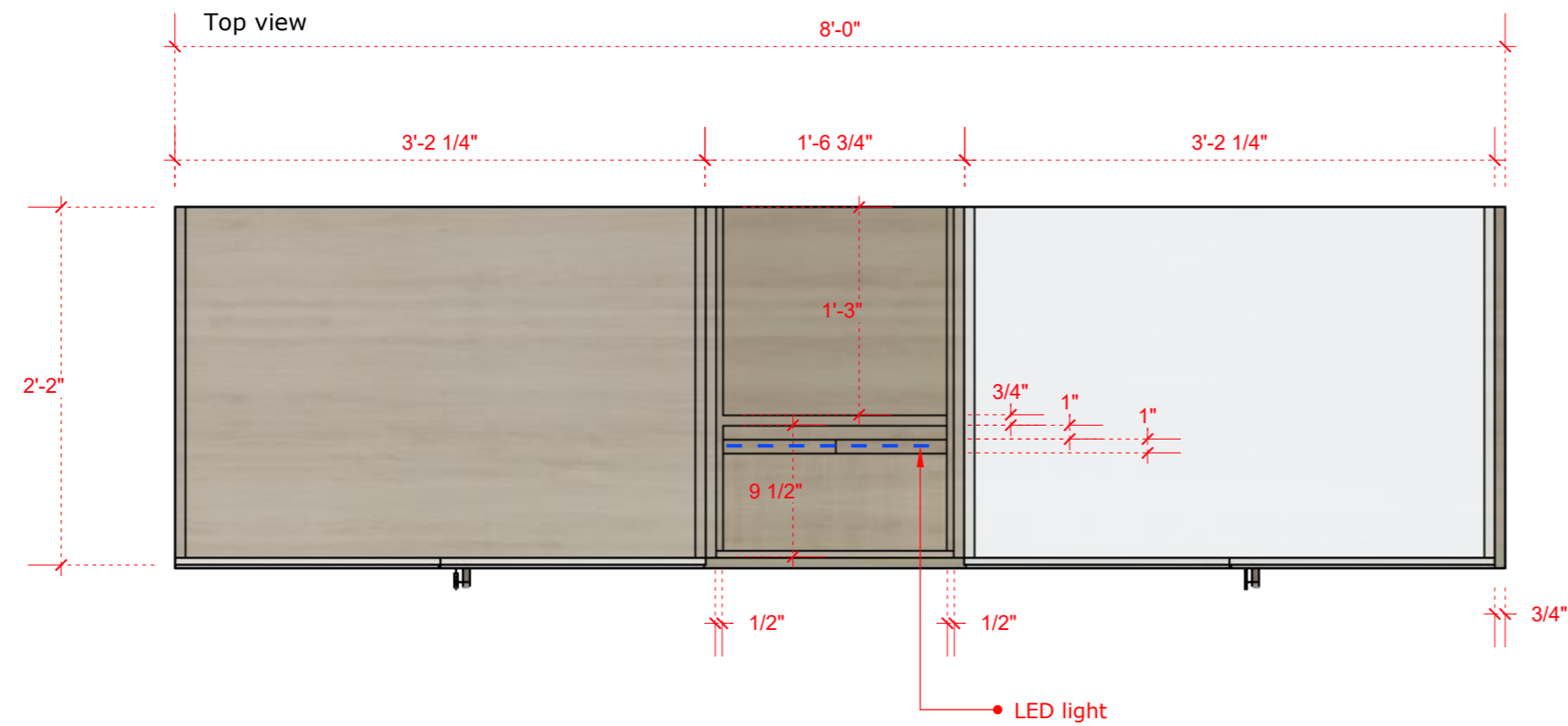
- Kids bedroom:** A large yellow room at the top left.
- K-wash room:** A small grey room adjacent to the kids bedroom.
- M-wash room:** A small grey room below the K-wash room.
- Balcony:** A grey area at the top center.
- Drawing room:** A large yellow room at the top right.
- Kid room:** A large yellow room at the middle right.
- Dinning area:** A large yellow room in the center.
- Master bedroom:** A large room with a brick pattern at the bottom left, featuring a red rectangular area.
- washbasin area:** A small tan room adjacent to the Master bedroom.
- Washyard:** A grey area below the Master bedroom.
- Kitchen:** A large tan room at the bottom center.
- Store room:** A small yellow room adjacent to the Kitchen.
- Vestibule:** A tan room at the bottom right.
- C-washroom:** A small grey room adjacent to the Kid room.
- Entrance:** Indicated by an arrow pointing into the Vestibule.

[illegible]

All levels given indicate level of finished floor level and all materials thickness need to substrate from the measurements.

All dimensions are to be read and not to be measured. Information on this drawing supersedes the in combination with all other architectural and engineering drawings related to the same sheet and any item on it. The architect- engineer must be informed about contradiction of any kind before construction begins.

All ideas design and arrangements represented here on are property of VINAIS design management.



VINAISM

[illegible]

Site / Project
Responsible Person
Contact Num
Agency Name
Work Starting Date
Estimate Time
Finishing Date

VINAY DESIGN
■ studio
 Let's add 'New' value to our valuables.

This image shows a full page of blank graph paper. The grid consists of small, uniform squares formed by thin, light gray lines. There are no margins, text, or other markings on the page.

The floor plan shows a house with the following rooms and features:

- Kids bedroom:** A large yellow room in the upper left, with a red corridor running along its right side.
- Master bedroom:** A large room with a brick pattern in the lower left, featuring a wooden wardrobe.
- Kitchen:** A large yellow room in the lower center.
- Dinning area:** A large yellow room in the center, adjacent to the kitchen.
- Drawing room:** A large yellow room in the upper right.
- Kid room:** A yellow room on the far right.
- Washbasin area:** A small yellow room between the kids bedroom and the master bedroom.
- Washyard:** A grey room between the master bedroom and the kitchen.
- Store room:** A yellow room between the kitchen and the vestibule.
- Vestibule:** A yellow room between the store room and the entrance.
- Entrance:** Indicated by an arrow pointing into the vestibule.
- Balcony:** A grey room between the kids bedroom and the dinning area.
- K-wash room:** A grey room in the top left corner.
- M-wash room:** A grey room between the kids bedroom and the master bedroom.
- C-washroom:** A grey room between the kid room and the vestibule.

[illegible]

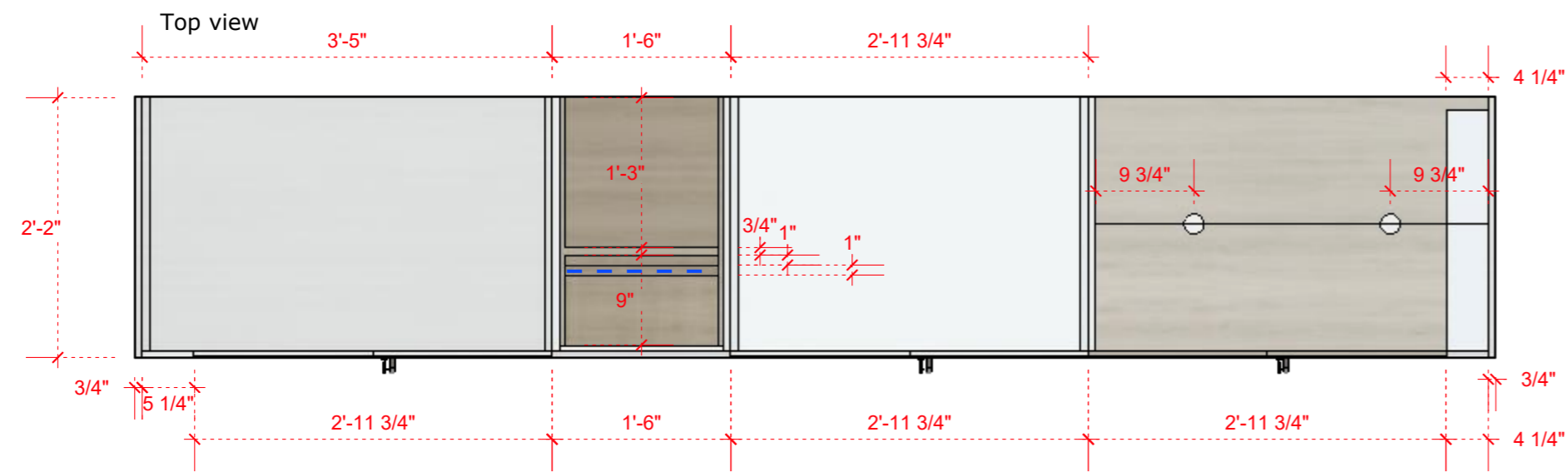
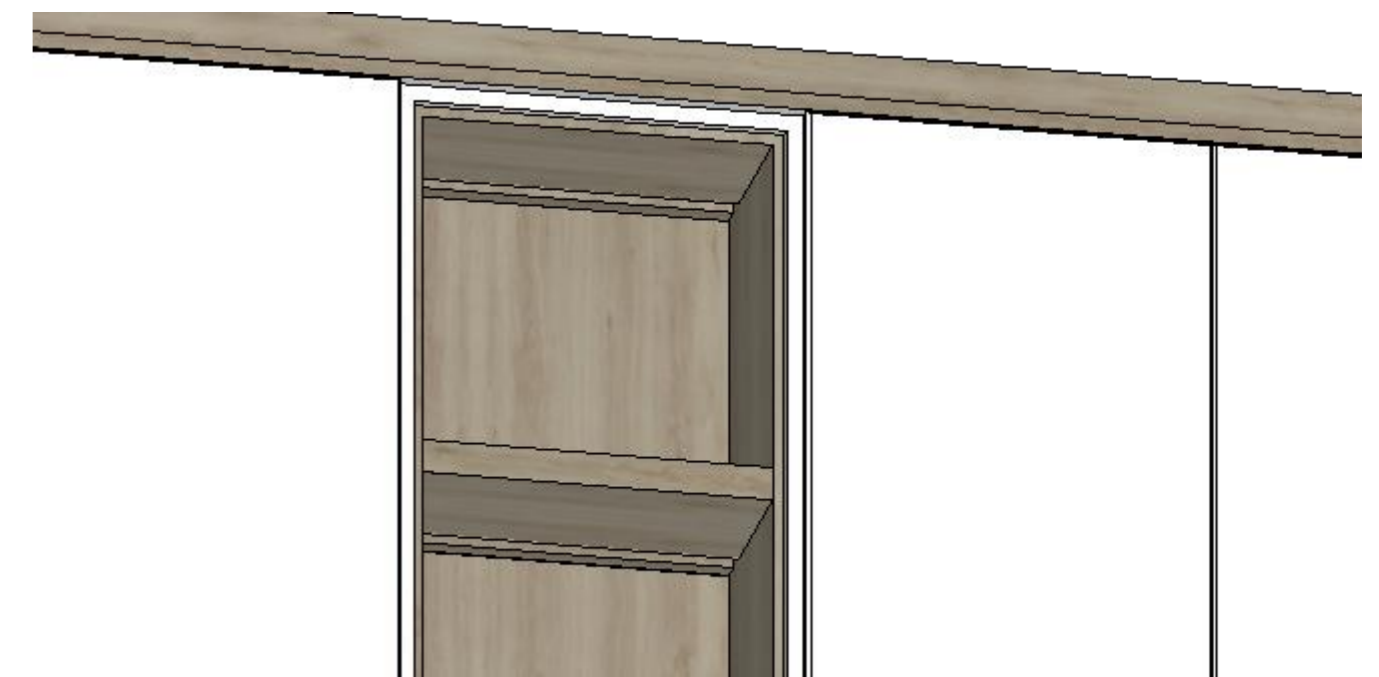
All levels given indicate level of finished floor level and all materials thickness need to substrate from the measurements.

All dimensions are to be read and not to be measured. Information on this drawing supersedes the in combination with all other architectural and engineering drawings related to the same sheet and any item on it. The architect- engineer must be informed about contradiction of any kind before construction begins.

All ideas design and arrangements represented here on are property of VINAISM design management.



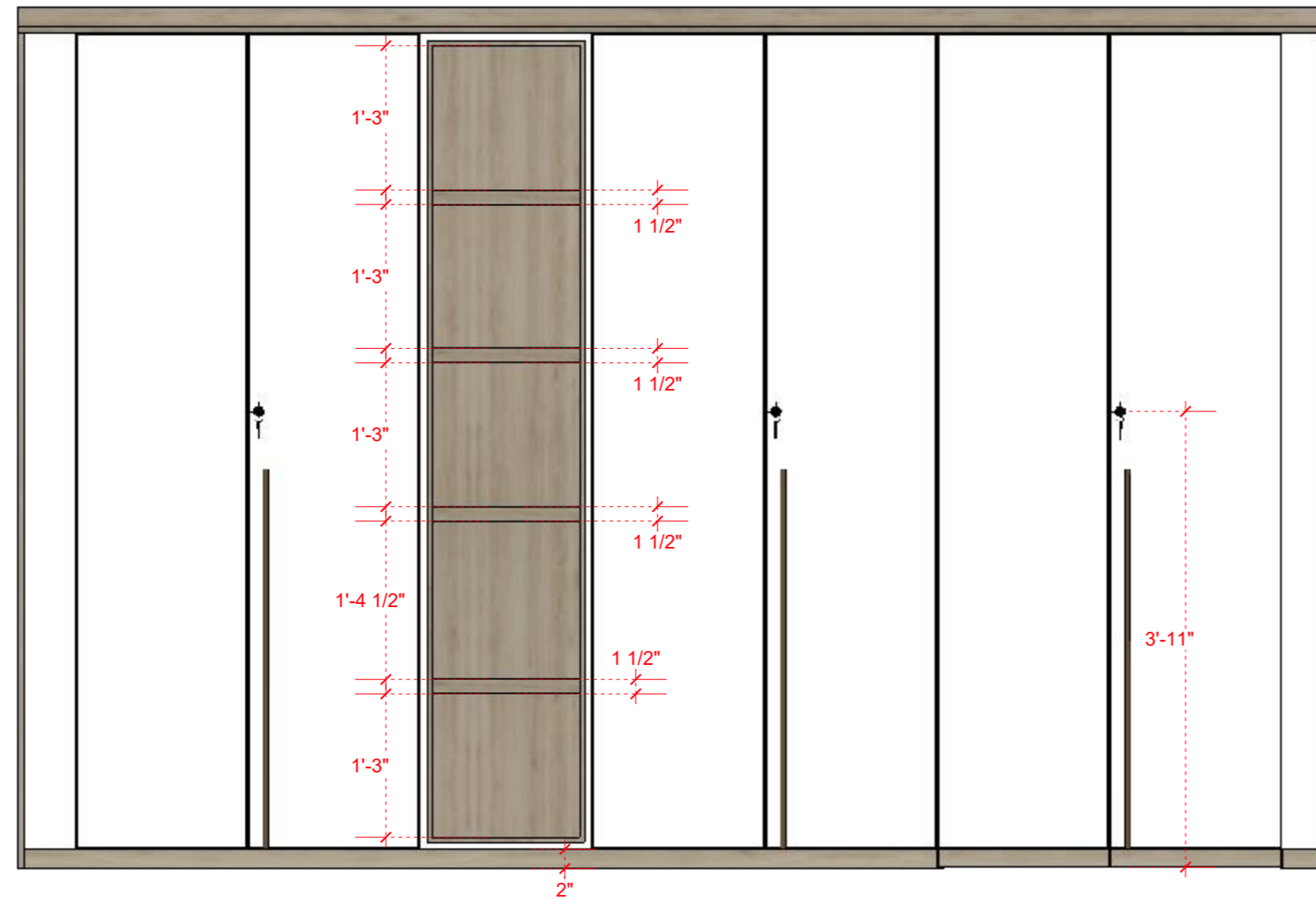
Perspective **A**



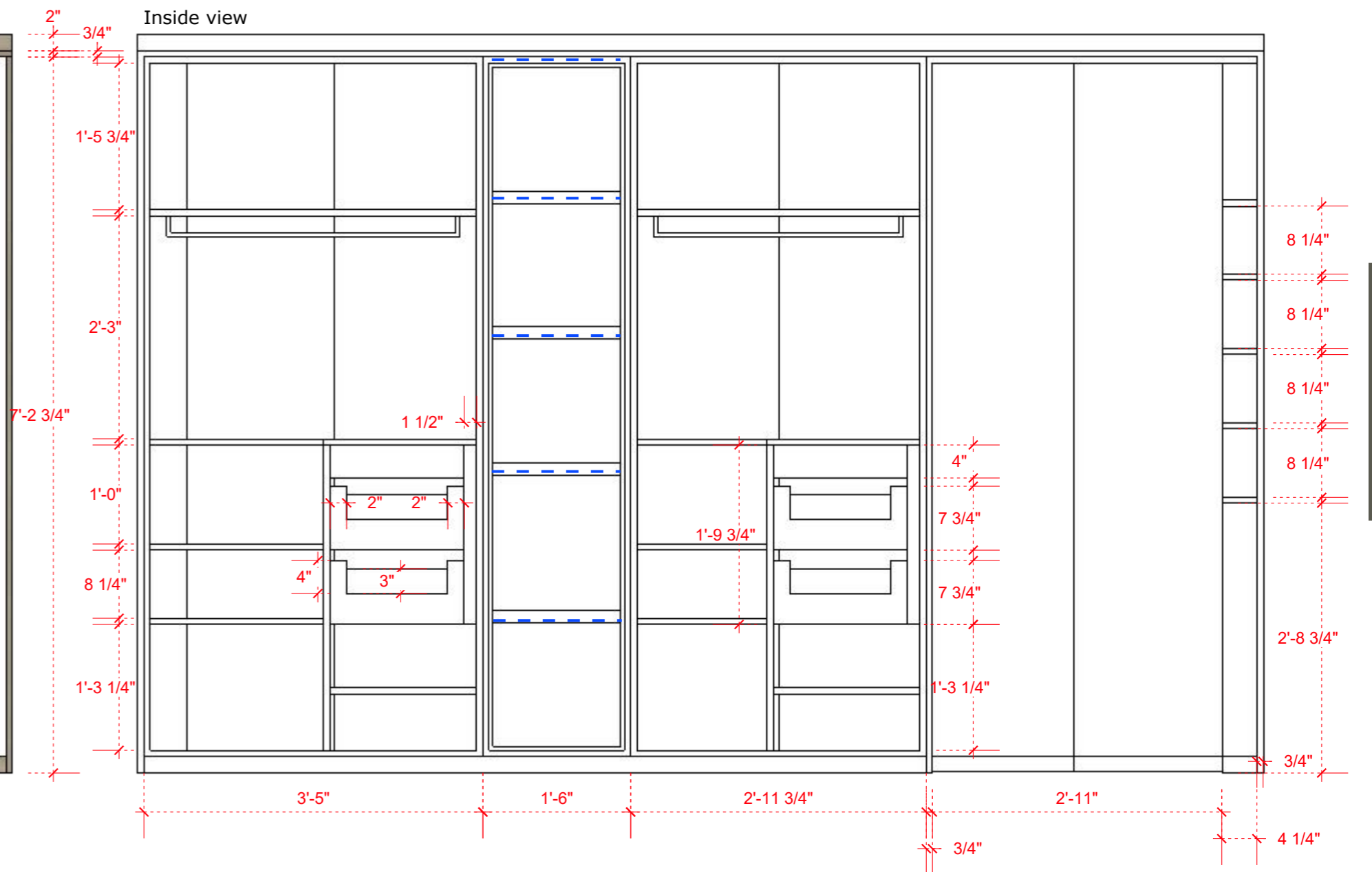
Side view



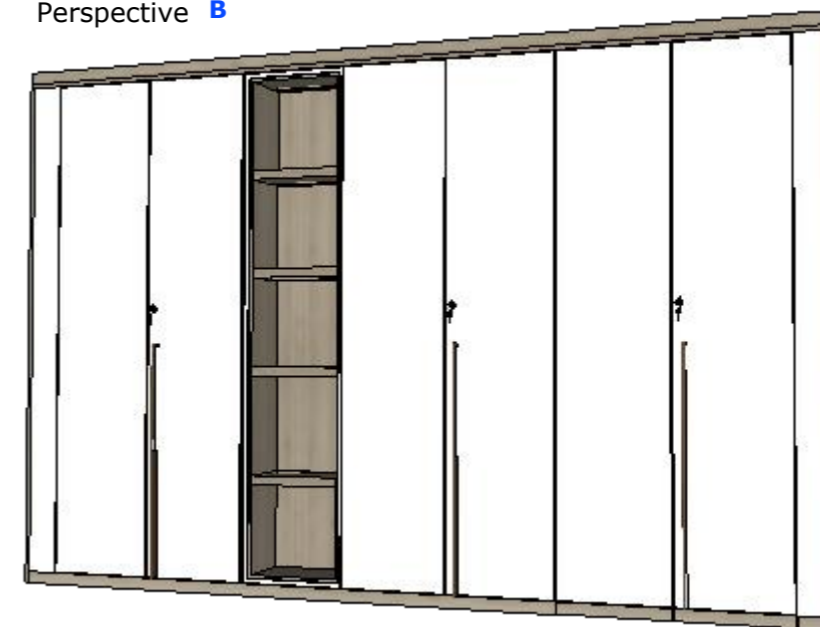
Front view



Inside view



Perspective **B**



Scan to view 3D



General note & Disclaimers are on first page of this plan set.

V I N A I S M assumes no responsibility for changes made to these plan by others and makes no warranties either expressed or implied, regarding these plans.

Copy right, Disclaimer and construction warning.

This plan is protected under Copyright Law. The plan may need to be adapted to local codes and conditions. Please see the first sheet of the plan for full copyright, disclaimer and construction warnings.

Date to coordinate with key person

[illegible]

visiting card

Site / Project

Responsible Person

Contact Num

Agency Name

Work Starting Date


Estimate Time

Finishing Date

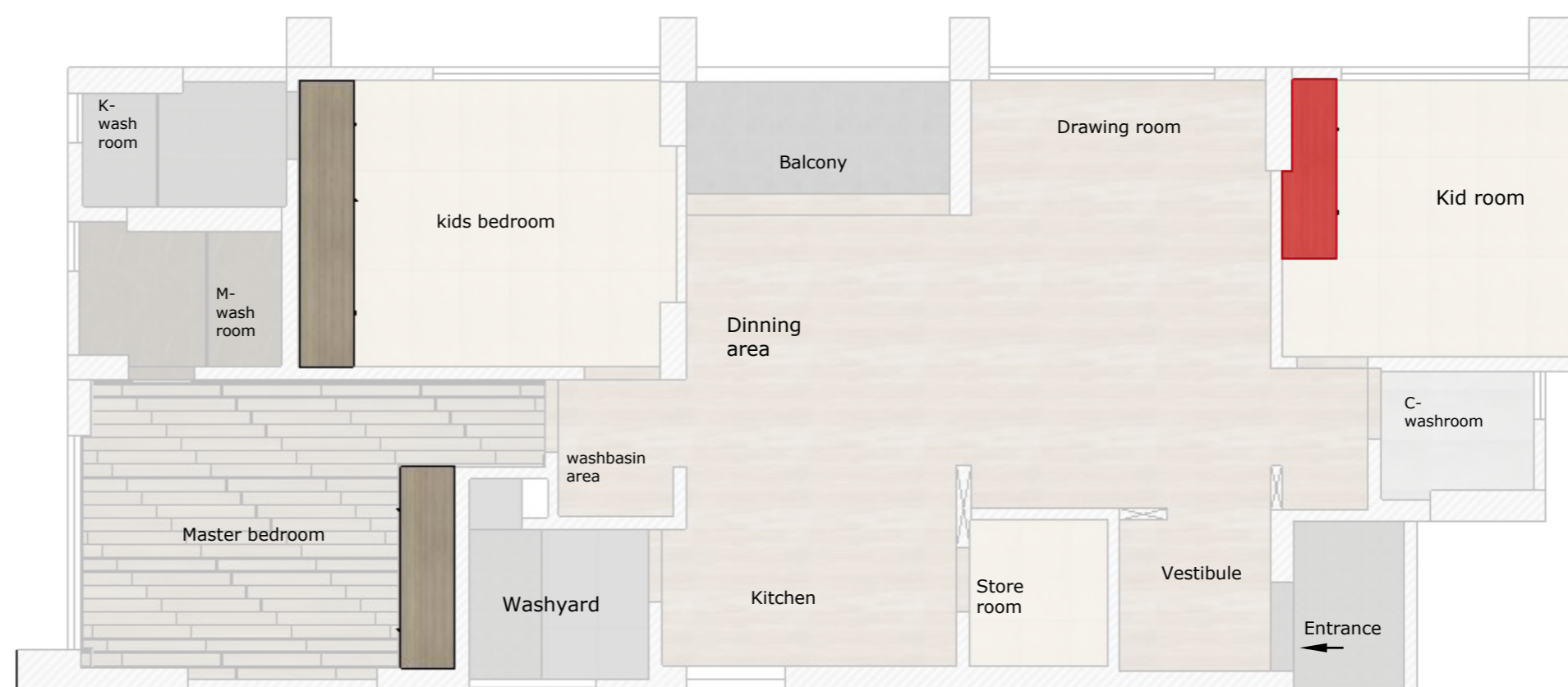
All the agency's and vendors are responsible for their work and finishing level. They are committed to full fill the satisfactory levels and standards, if found not up to the mark. All the working details given are interconnected with all vendors and their respective work, so if found any mistaken in any once work because of someone else both will be responsible, and will be subject to design management decision.

Contractor sign

Drawing Board



Floor Plan



material and labour cost

[illegible]

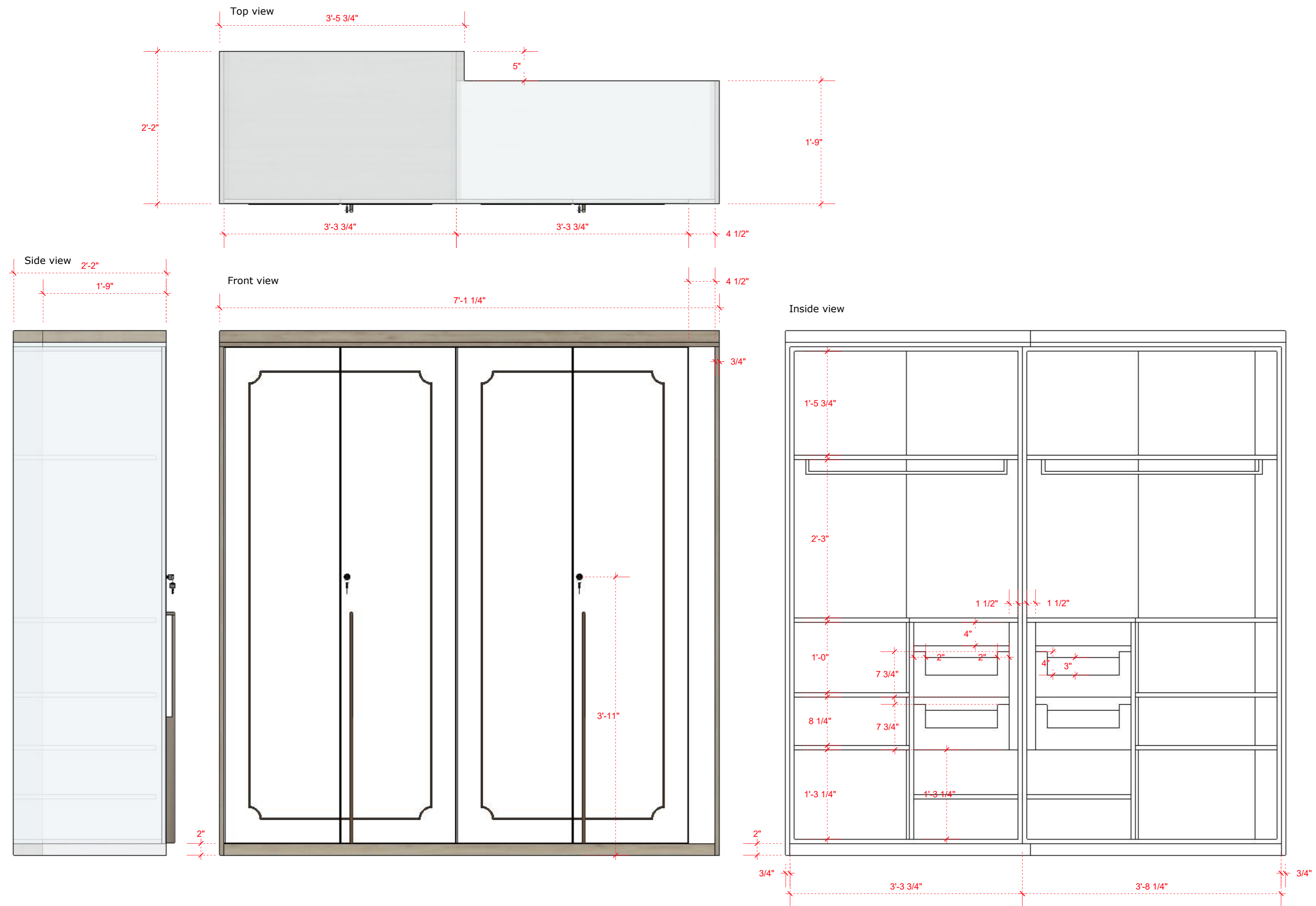
Note

All levels given indicate level of finished floor level and all materials thickness need to substrate from the measurements.

All dimensions are to be read and not to be measured. Information on this drawing supersedes the in combination with all other architectural and engineering drawings related to the same sheet and any item on it.

The architect- engineer must be informed about contradiction of any kind before construction begins.

All ideas design and arrangements represented here on are property of VINAISM design management.



Scan to view 3D



General note & Disclaimers are on first page of this plan set.

V I N A I S M assumes no responsibility for changes made to these plan by others and makes no warranties either expressed or implied, regarding these plans.

Copy right, Disclaimer and construction warning.

This plan is protected under Copyright Law. The plan may need to be adapted to local codes and conditions. Please see the first sheet of the plan for full copyright, disclaimer and construction warnings.

Date to coordinate with key person

[illegible]

visiting card

Site / Project

Responsible Person

Contact Num

Agency Name

Work Starting Date


Estimate Time

Finishing Date

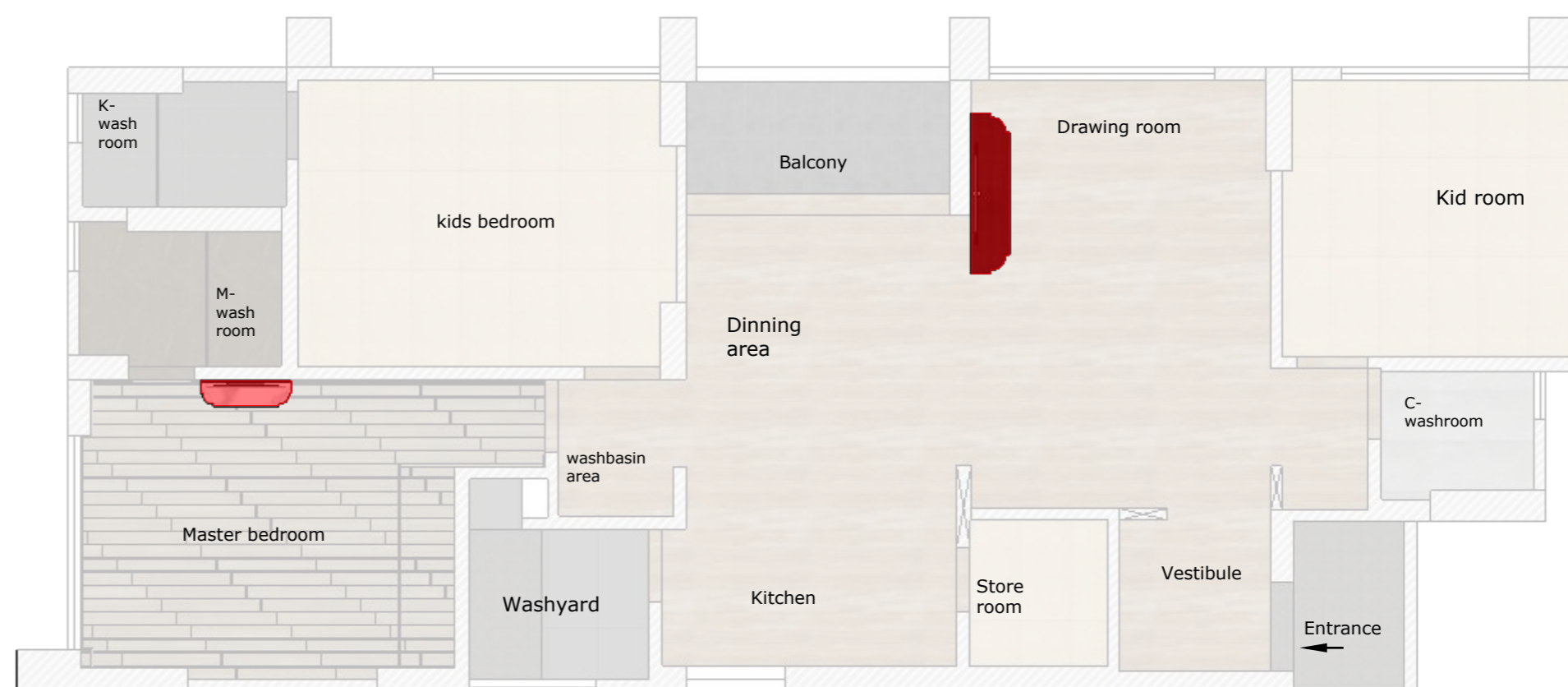
All the agency's and vendors are responsible for their work and finishing level. They are committed to full fill the satisfactory levels and standards, if found not up to the mark. All the working details given are interconnected with all vendors and their respective work, so if found any mistaken in any once work because of someone else both will be responsible, and will be subject to design management decision.

Contractor sign

Drawing Board



Floor Plan



material and labour cost

[illegible]

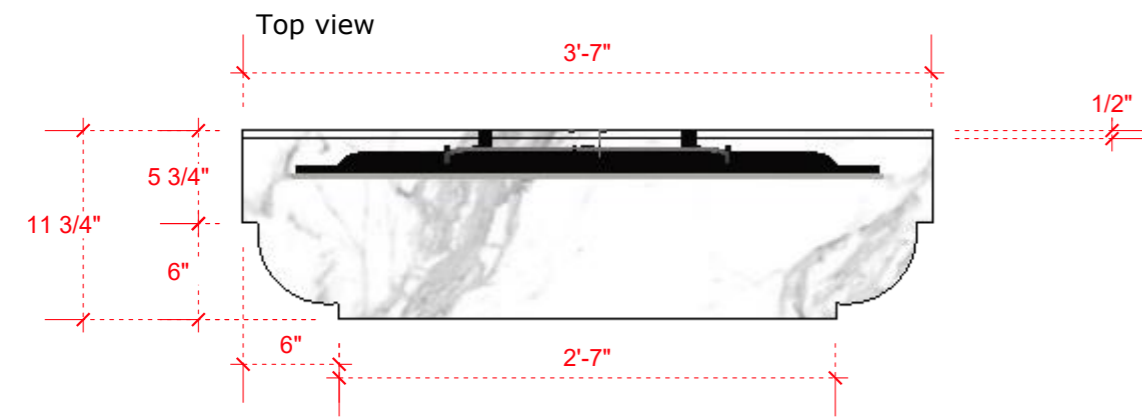
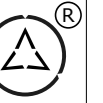
Note

All levels given indicate level of finished floor level and all materials thickness need to substrate from the measurements.

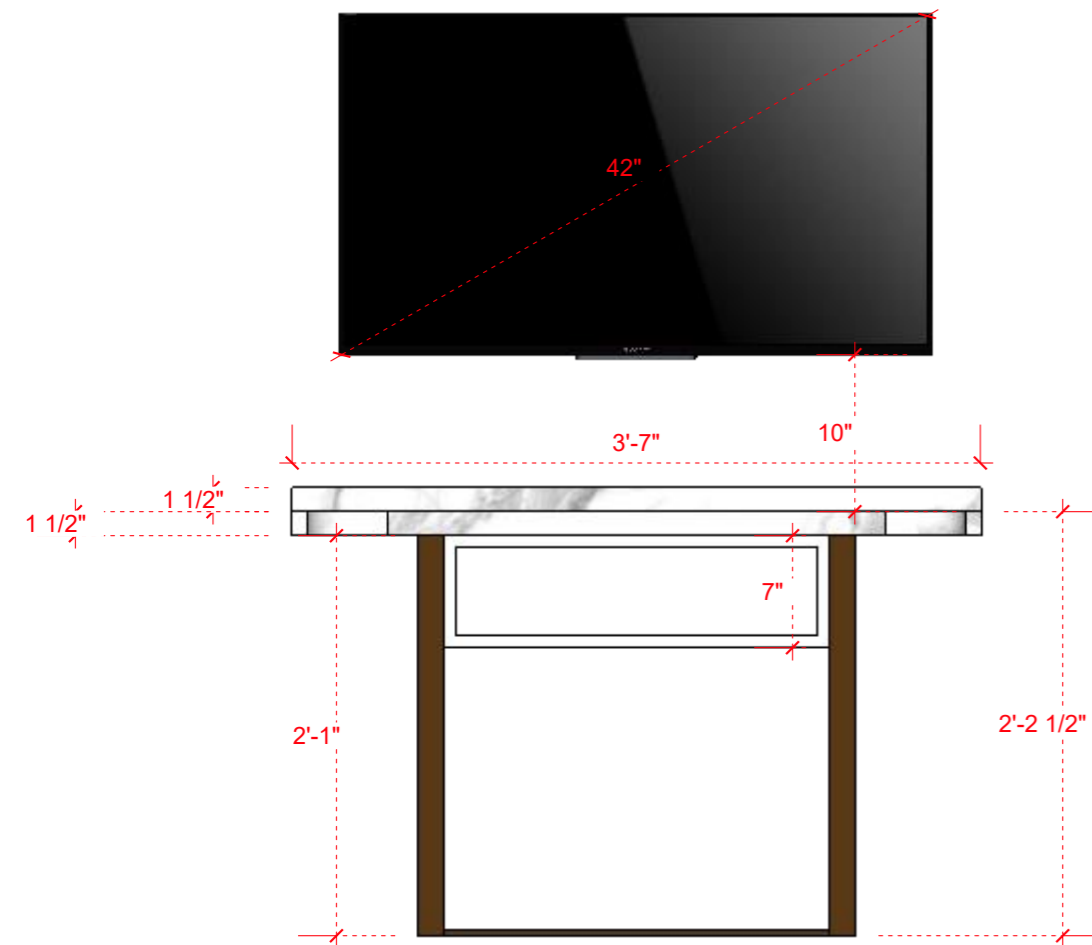
All dimensions are to be read and not to be measured. Information on this drawing supersedes the in combination with all other architectural and engineering drawings related to the same sheet and any item on it.

The architect- engineer must be informed about contradiction of any kind before construction begins.

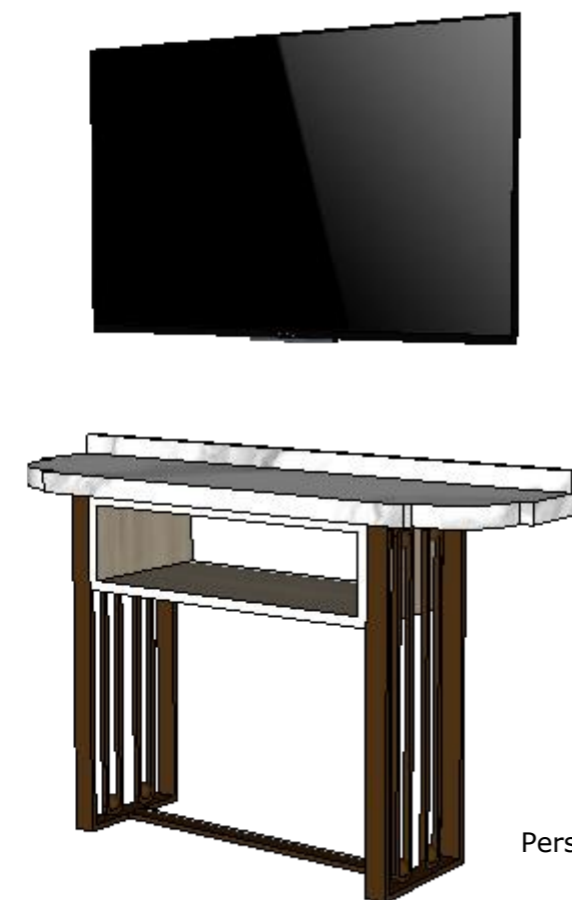
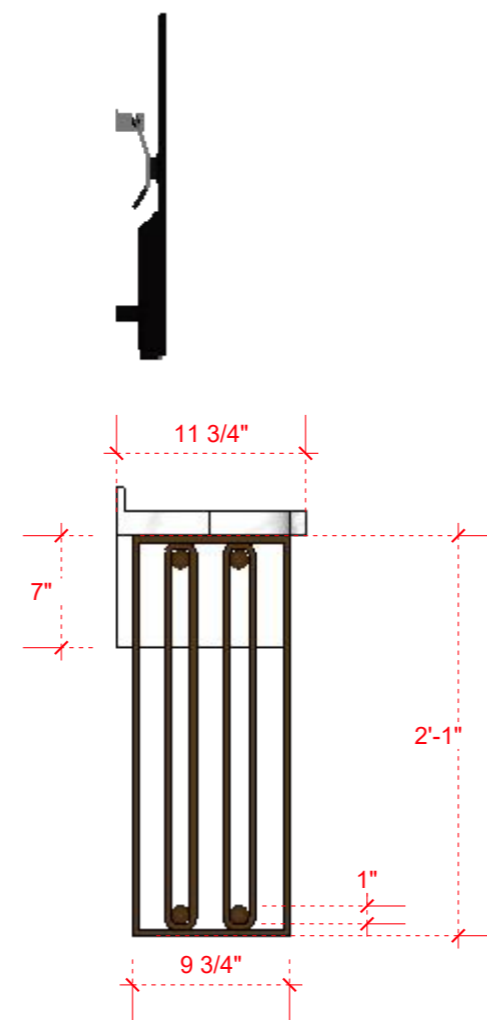
All ideas design and arrangements represented here on are property of VINAISM design management.



Front view



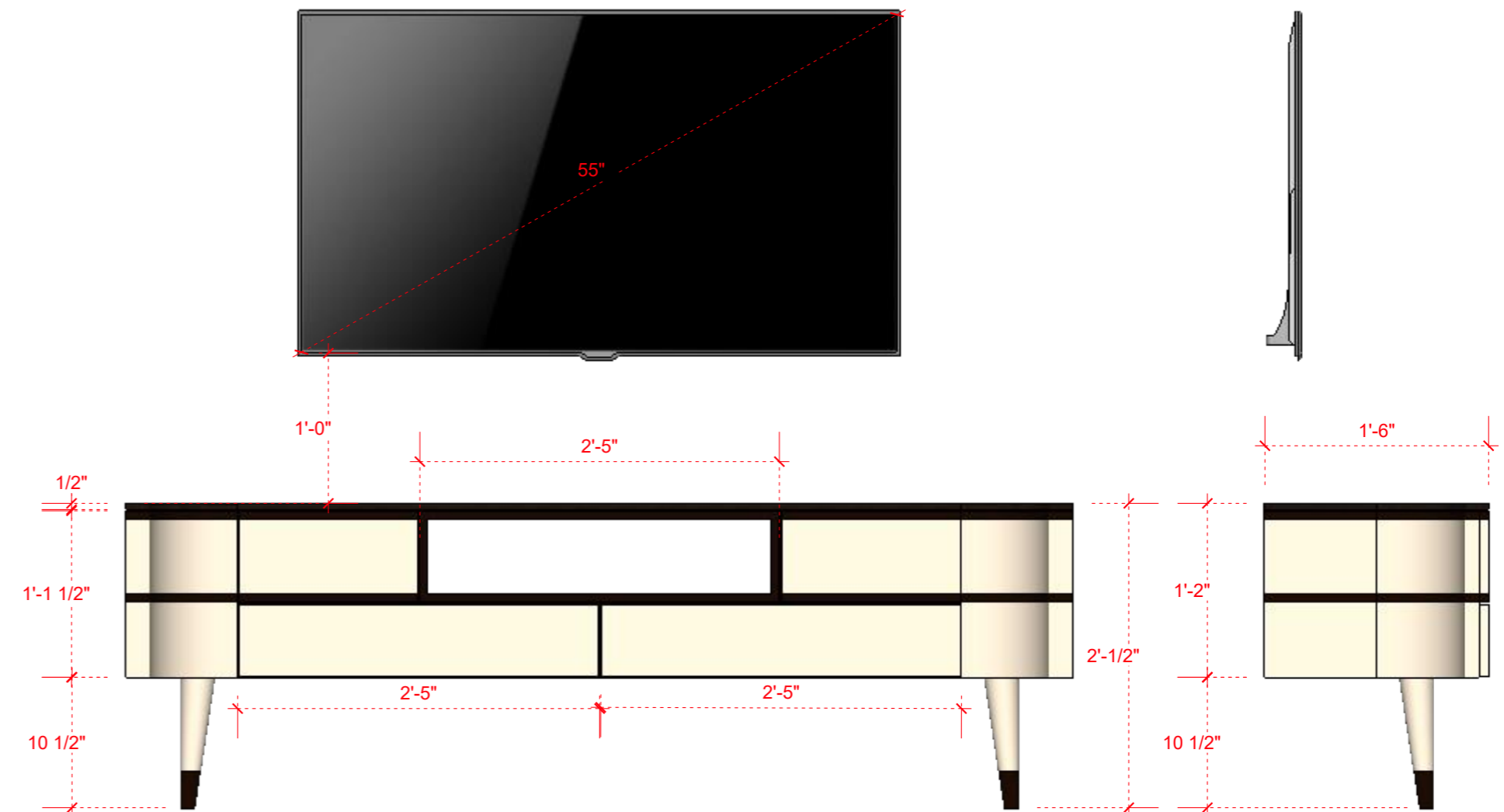
Side view



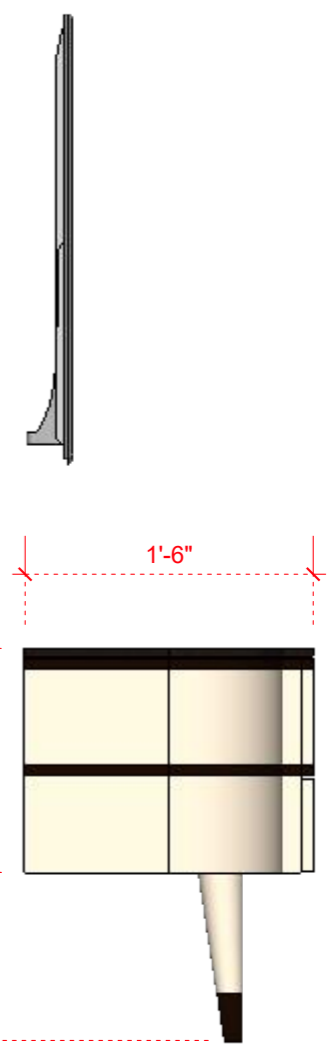
Perspective



Front view



Side view



Perspective

Scan to view 3D



General note & Disclaimers are on first page of this plan set.

VINAISM assumes no responsibility for changes made to these plan by others and makes no warranties either expressed or implied, regarding these plans.

Copy right, Disclaimer and construction warning.

This plan is protected under Copyright Law. The plan may need to be adapted to local codes and conditions. Please see the first sheet of the plan for full copyright, disclaimer and construction warnings.

Date to coordinate with key person

[illegible]

visiting card

Site / Project

Responsible Person

Contact Num

Agency Name

Work Starting Date


Estimate Time

Finishing Date

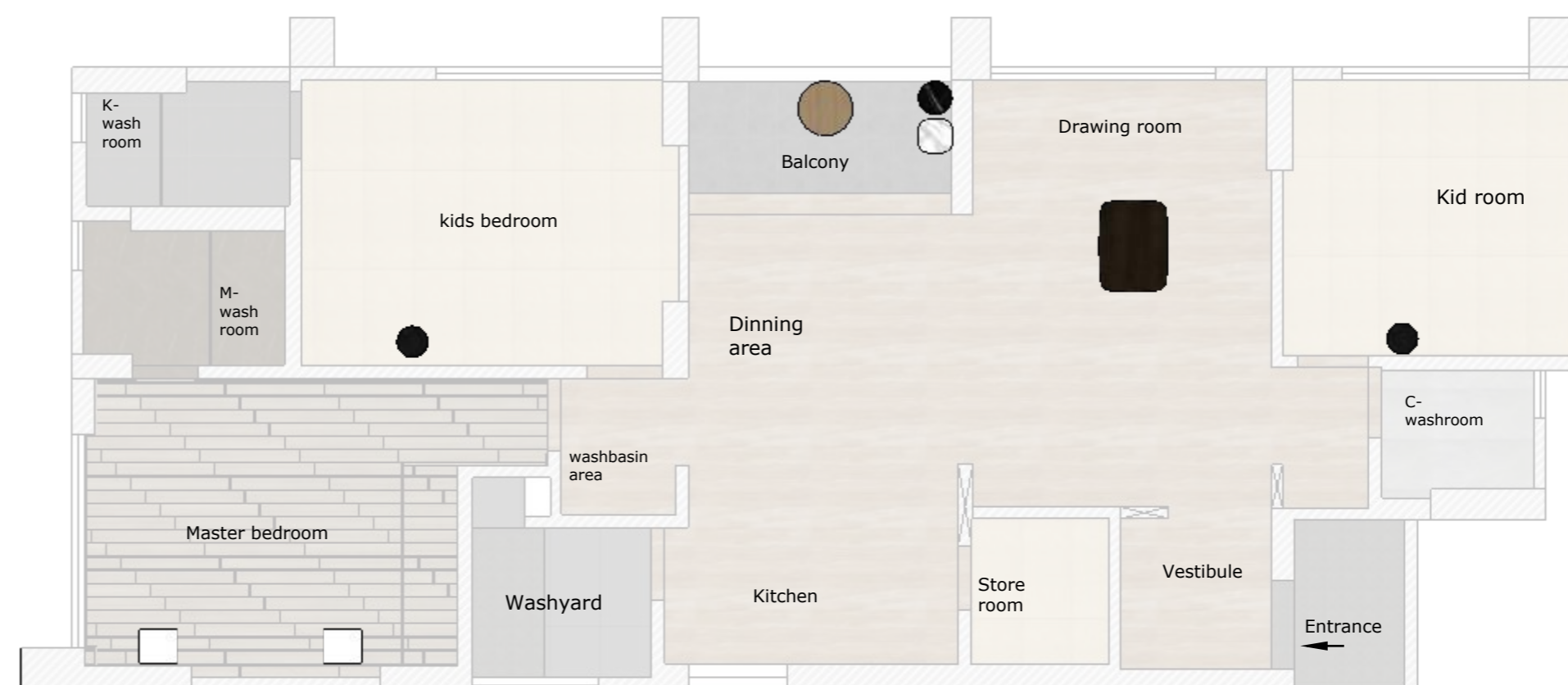
All the agency's and vendors are responsible for their work and finishing level. They are committed to full fill the satisfactory levels and standards, if found not up to the mark. All the working details given are interconnected with all vendors and their respective work, so if found any mistaken in any once work because of someone else both will be responsible, and will be subject to design management decision.

Contractor sign

Drawing Board



Floor Plan



material and labour cost

[illegible]

Note

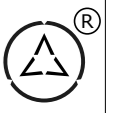
All levels given indicate level of finished floor level and all materials thickness need to substrate from the measurements.

All dimensions are to be read and not to be measured.

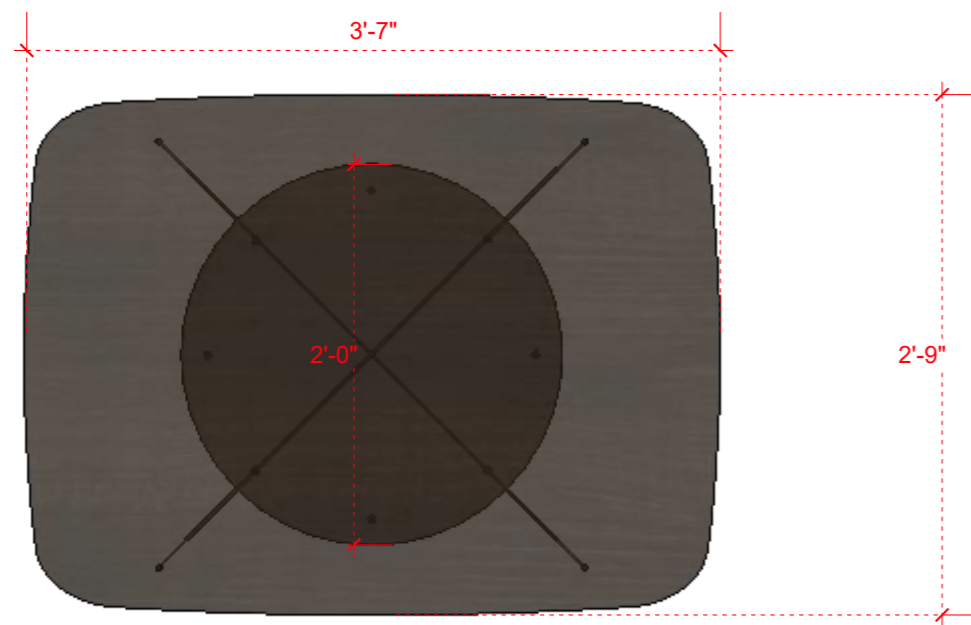
Information on this drawing supersedes the in combination with all other architectural and engineering drawings related to the same sheet and any item on it.

The architect- engineer must be informed about contradiction of any kind before construction begins.

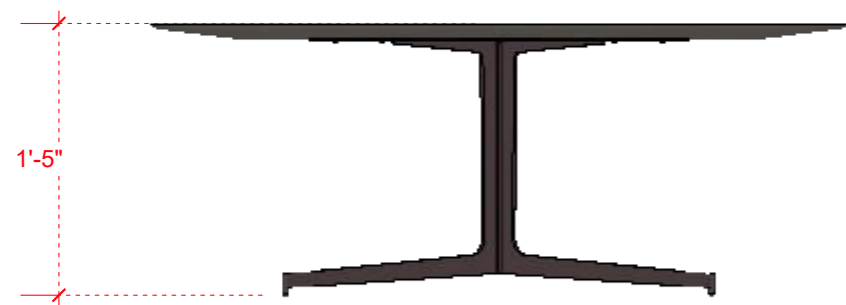
All ideas design and arrangements represented here on are property of VINAISM design management.



drawing room
top view




side view



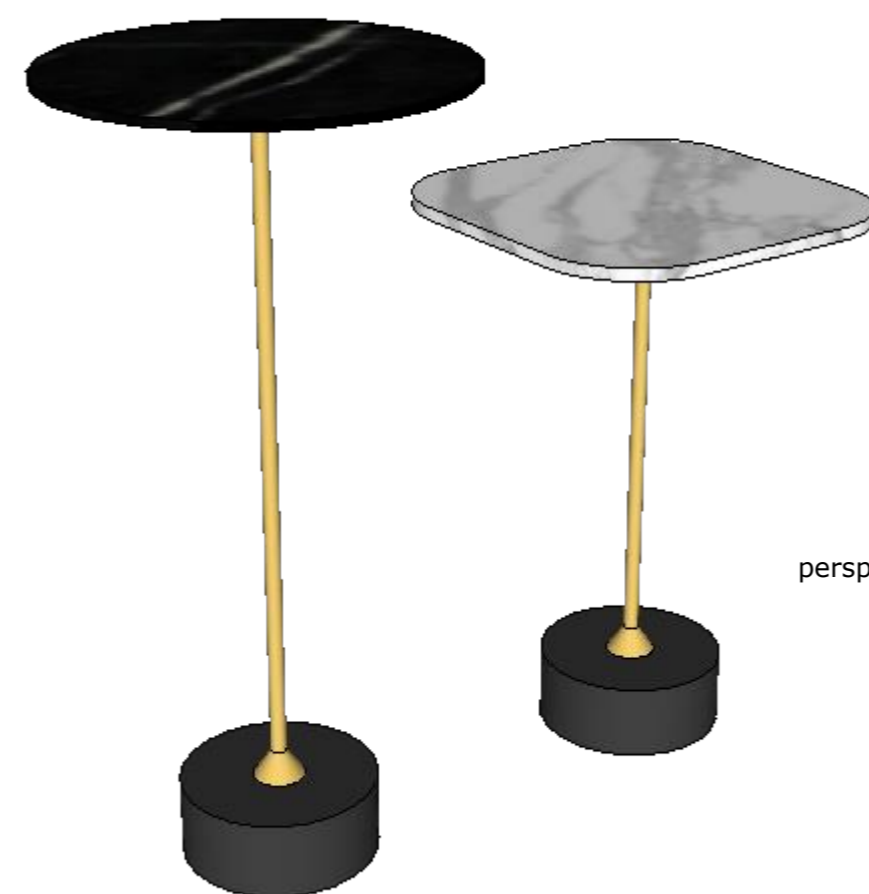
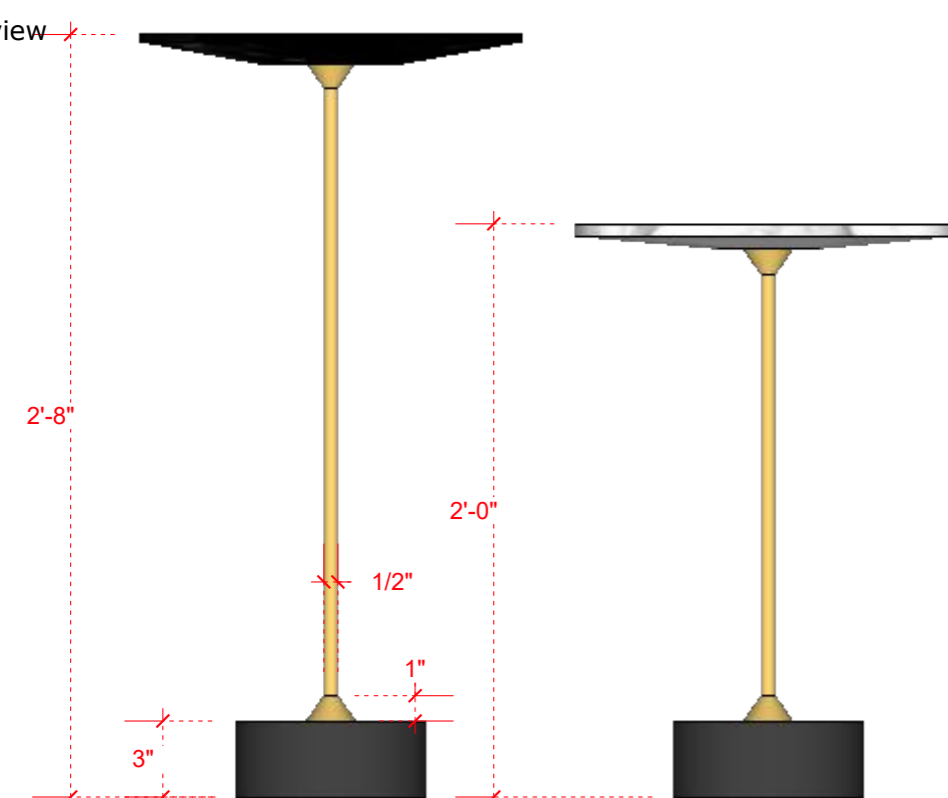
perspective

balcony

top view




front view

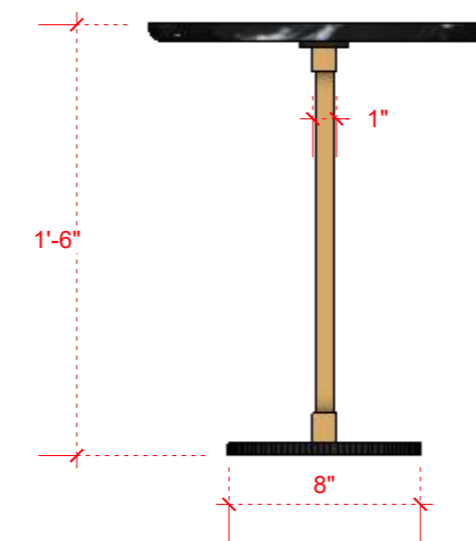


perspective

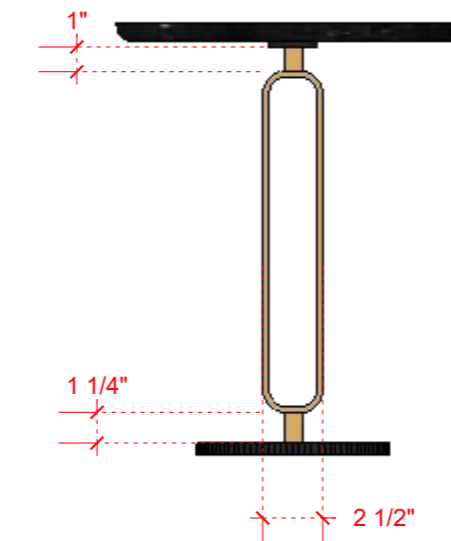
top view
master bedroom



side view



front view



Qty 02

perspective

balcony
top view



side view



perspective

Scan to view 3D



General note & Disclaimers are on first page of this plan set.

VINA ISM assumes no responsibility for changes made to these plan by others and makes no warranties either expressed or implied, regarding these plans.

Copy right, Disclaimer and construction warning.

This plan is protected under Copyright Law. The plan may need to be adapted to local codes and conditions. Please see the first sheet of the plan for full copyright, disclaimer and construction warnings.

Date to coordinate with key person

[illegible]

visiting card

Site / Project

Responsible Person

Contact Num

Agency Name

Work Starting Date


Estimate Time

Finishing Date

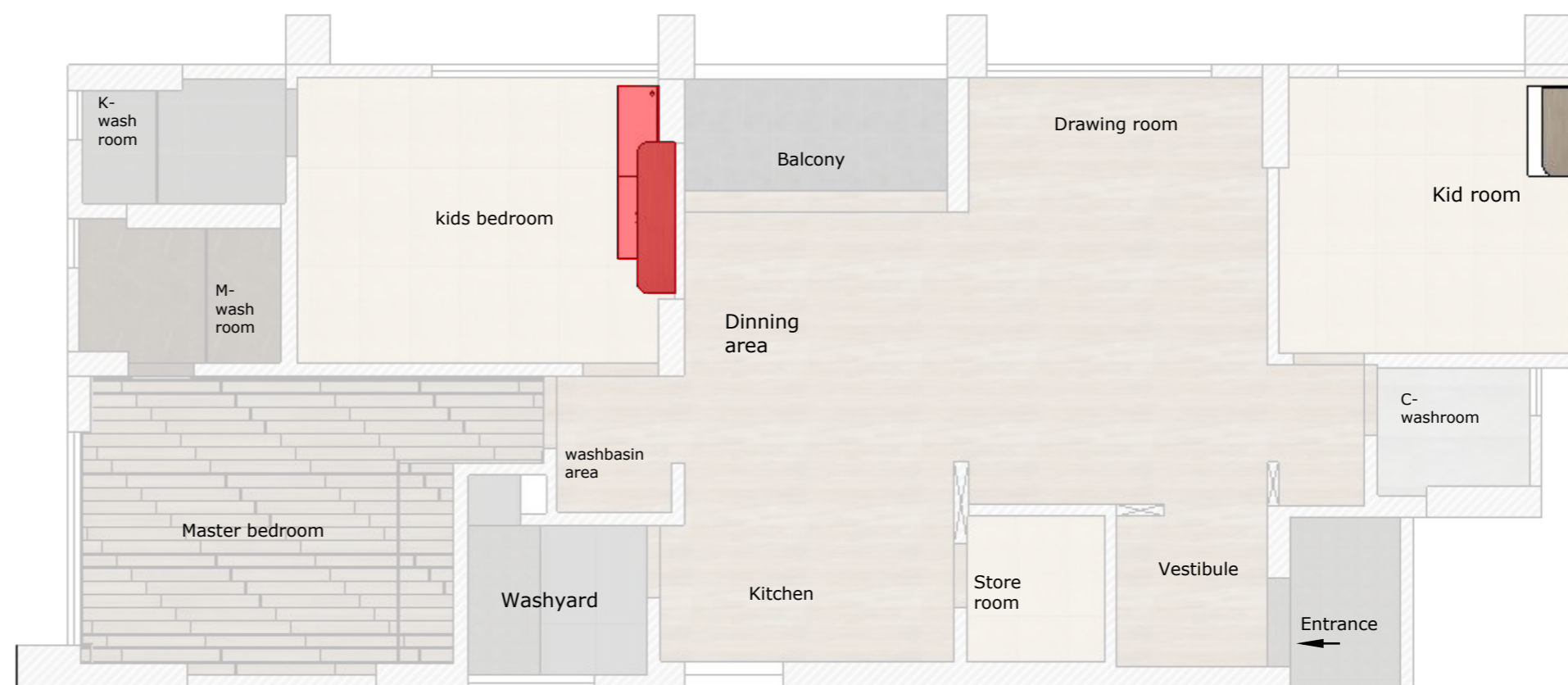
All the agency's and vendors are responsible for their work and finishing level. They are committed to full fill the satisfactory levels and standards, if found not up to the mark. All the working details given are interconnected with all vendors and their respective work, so if found any mistaken in any once work because of someone else both will be responsible, and will be subject to design management decision.

Contractor sign

Drawing Board



Floor Plan



material and labour cost

[illegible]

Note

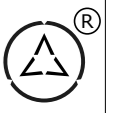
All levels given indicate level of finished floor level and all materials thickness need to substrate from the measurements.

All dimensions are to be read and not to be measured.

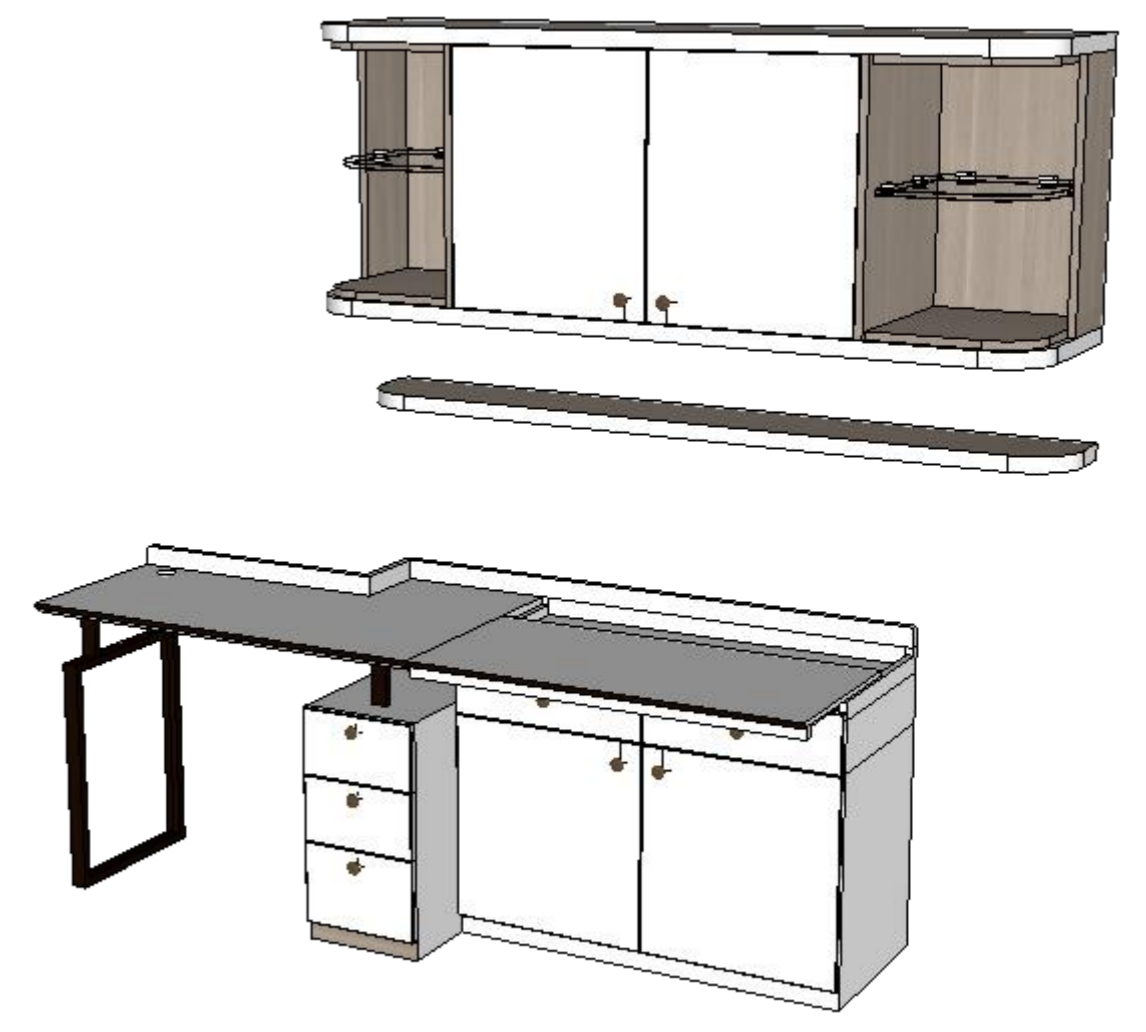
Information on this drawing supersedes the in combination with all other architectural and engineering drawings related to the same sheet and any item on it.

The architect-engineer must be informed about contradiction of any kind before construction begins.

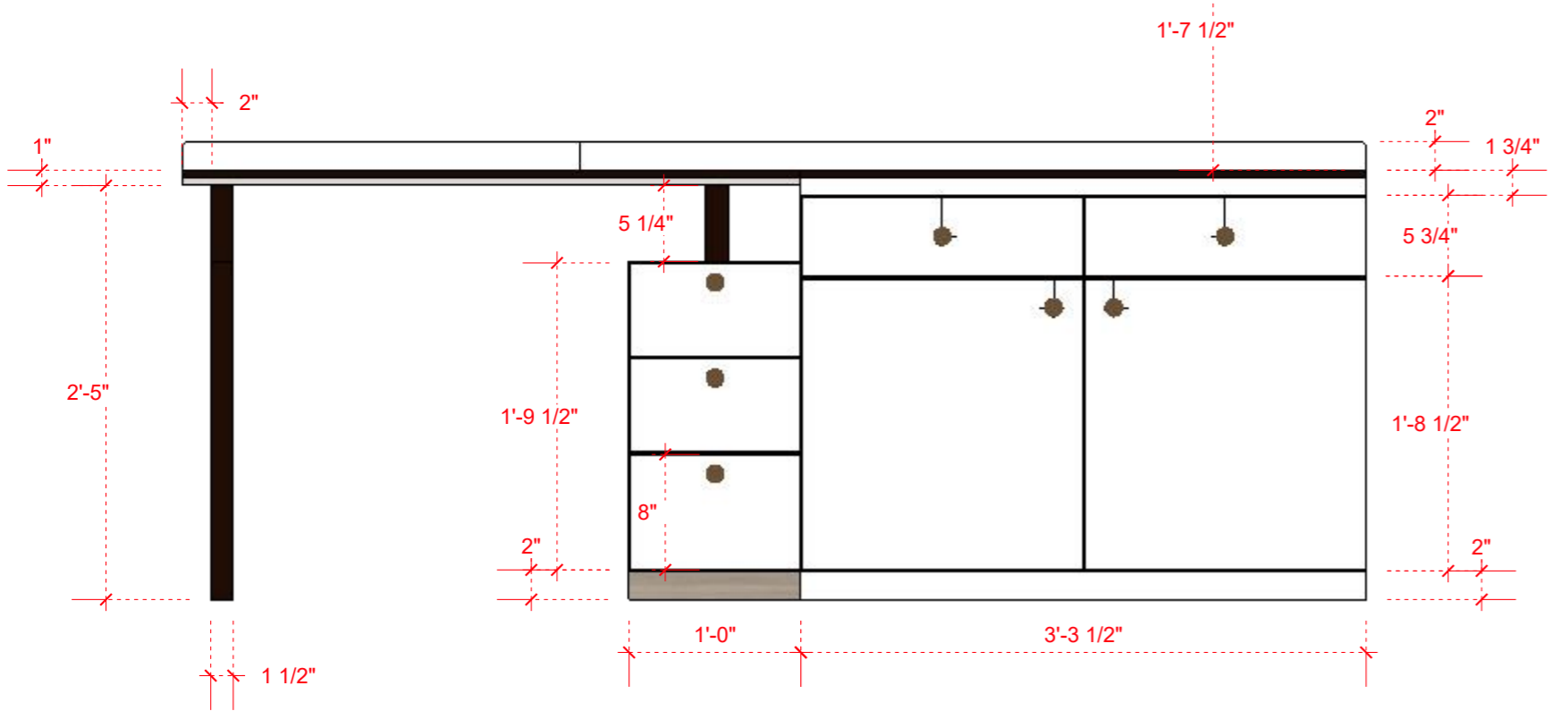
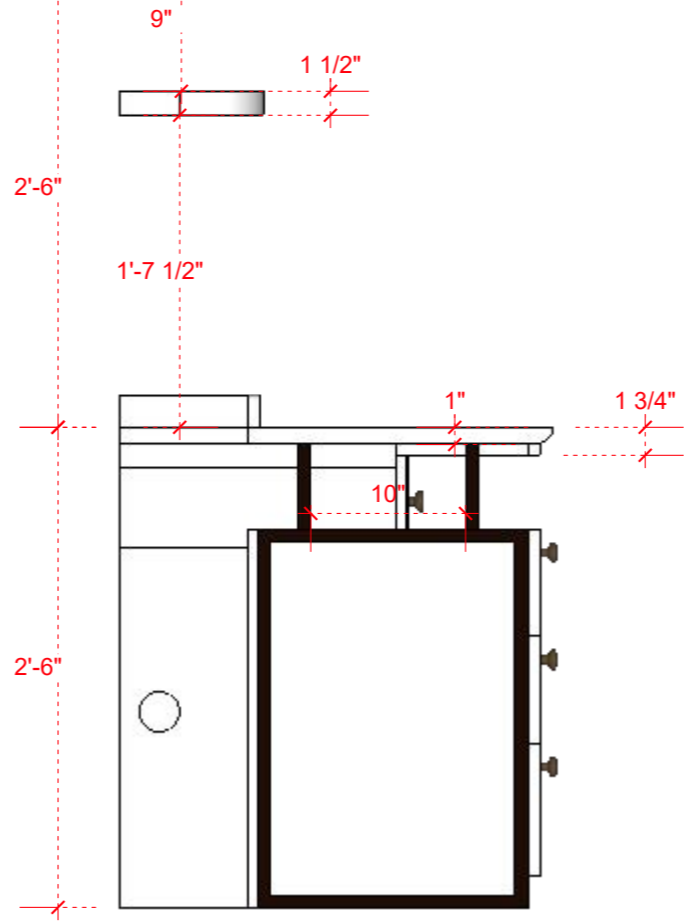
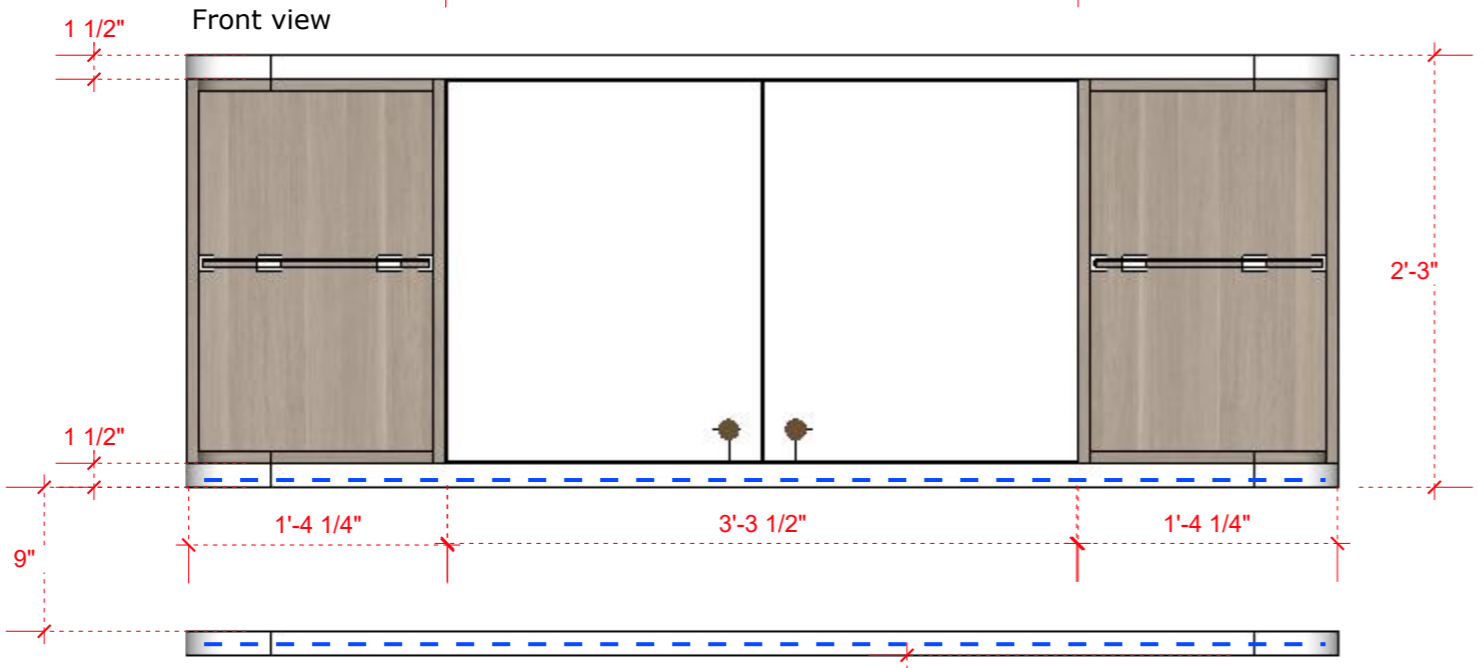
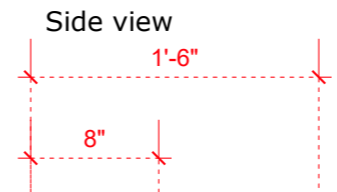
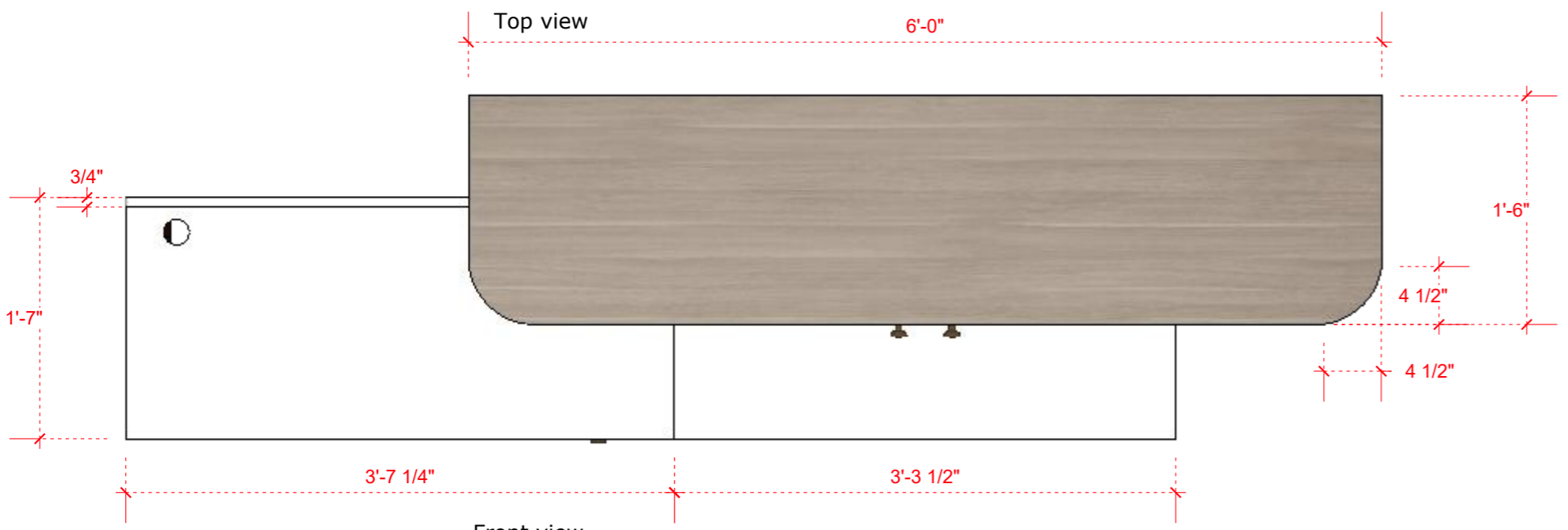
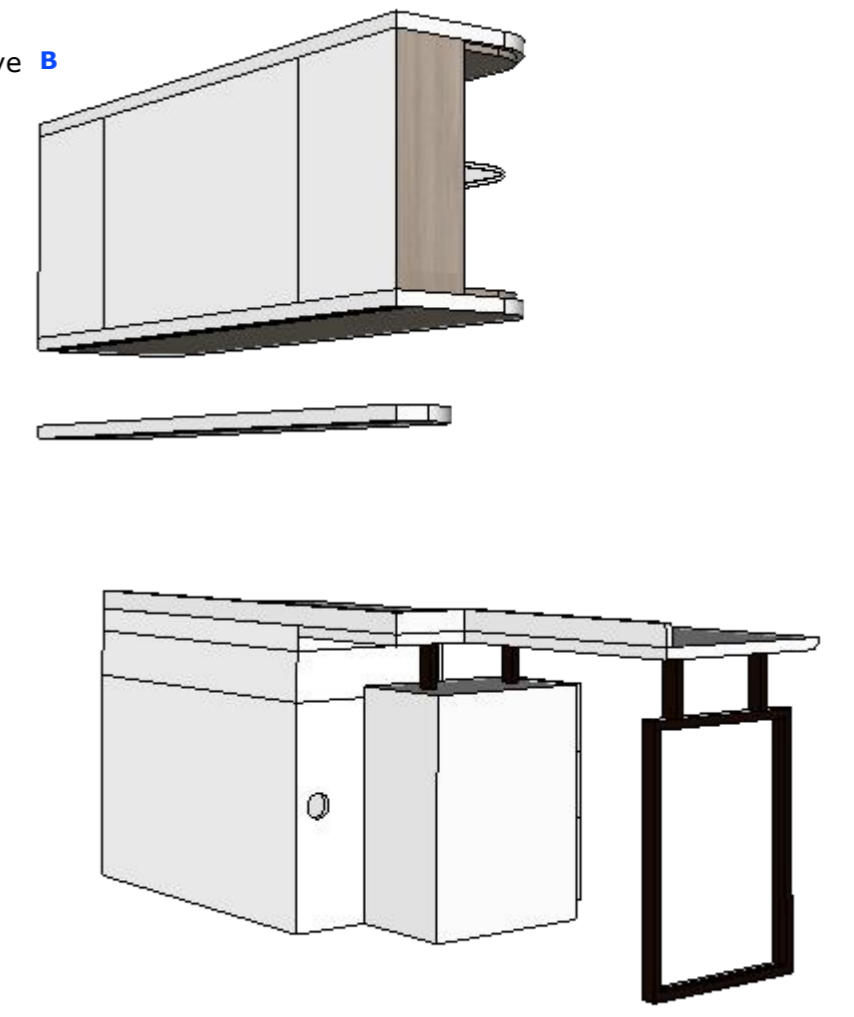
All ideas design and arrangements represented here on are property of VINAISM design management.



Perspective A



Perspective B



perspective

[illegible]

Site / Project
Responsible Person
Contact Num
Agency Name
Work Starting Date
Estimate Time
Finishing Date

VINAY DESIGN
 **studio**
 Let's add 'New' value to our valuables.

This image shows a full page of blank graph paper. The grid consists of small, uniform squares formed by thin, light gray lines. There are no margins, text, or other markings on the page.

The floor plan shows a rectangular house with the following layout:

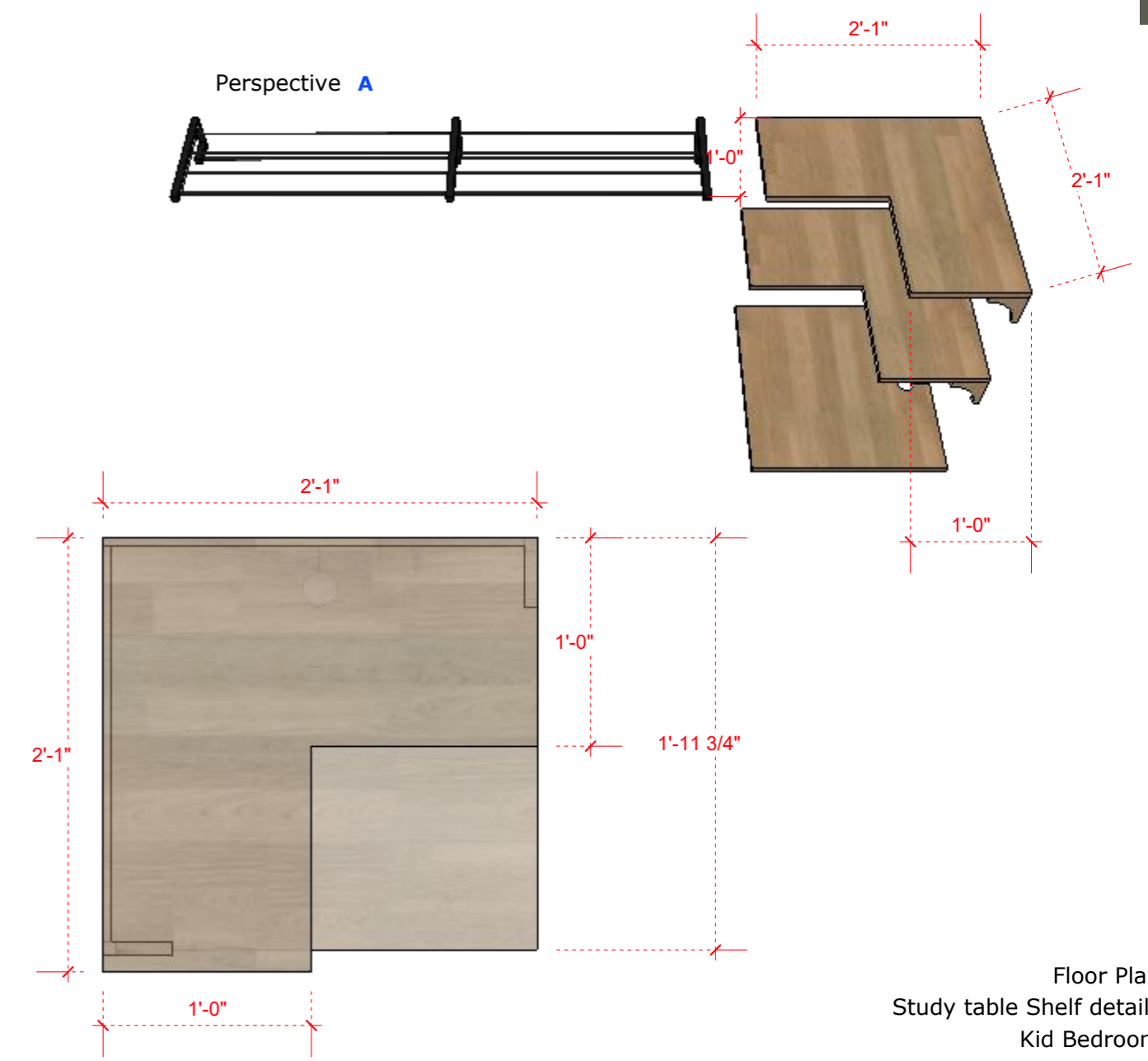
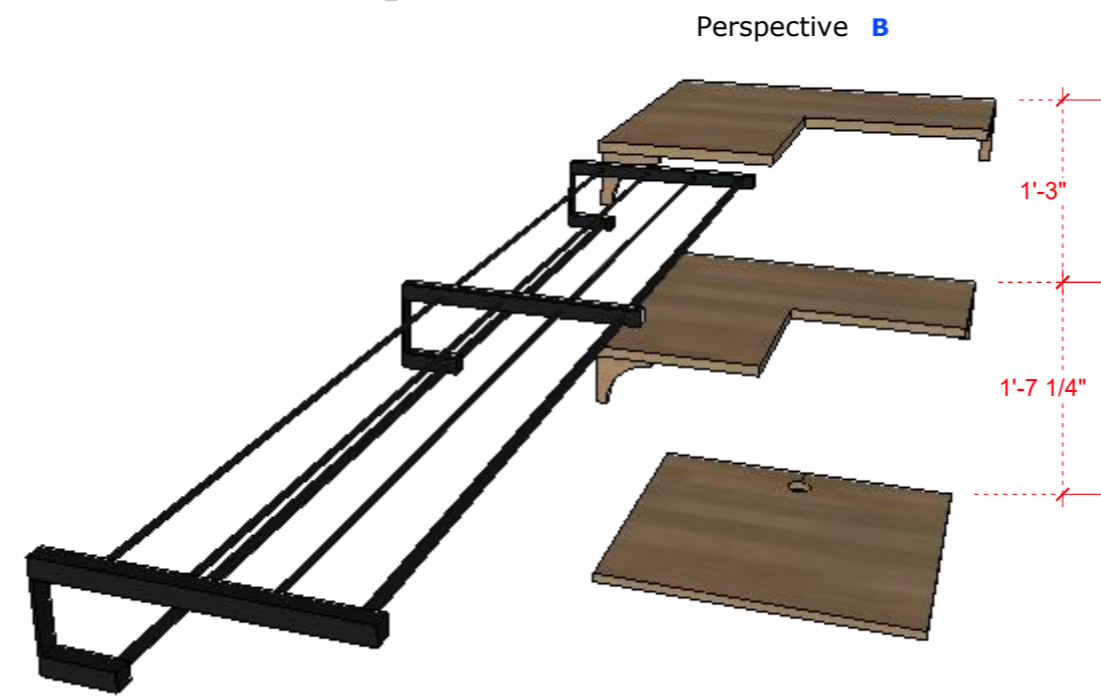
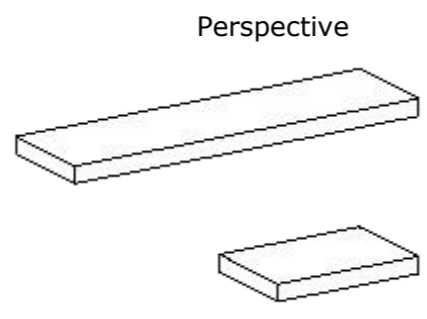
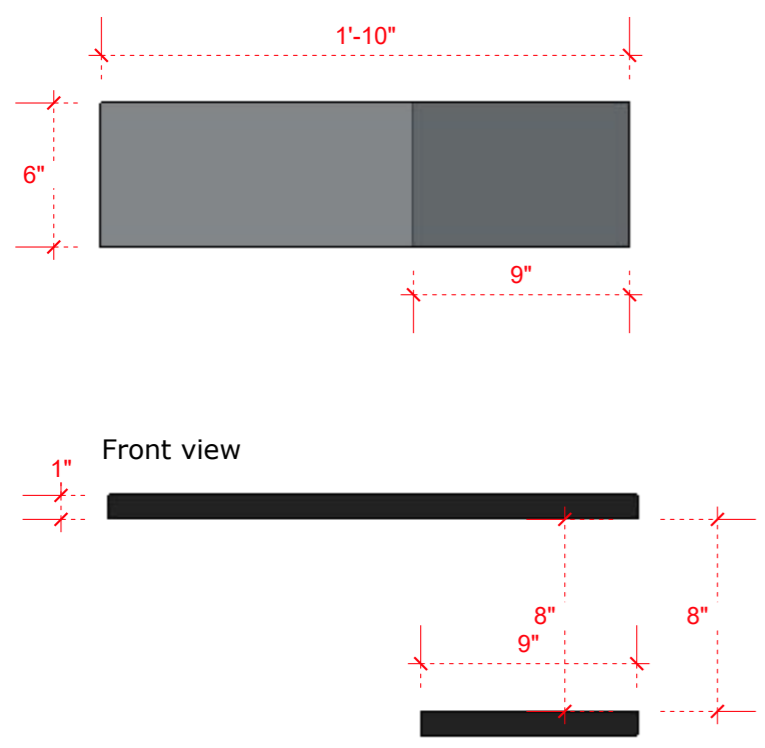
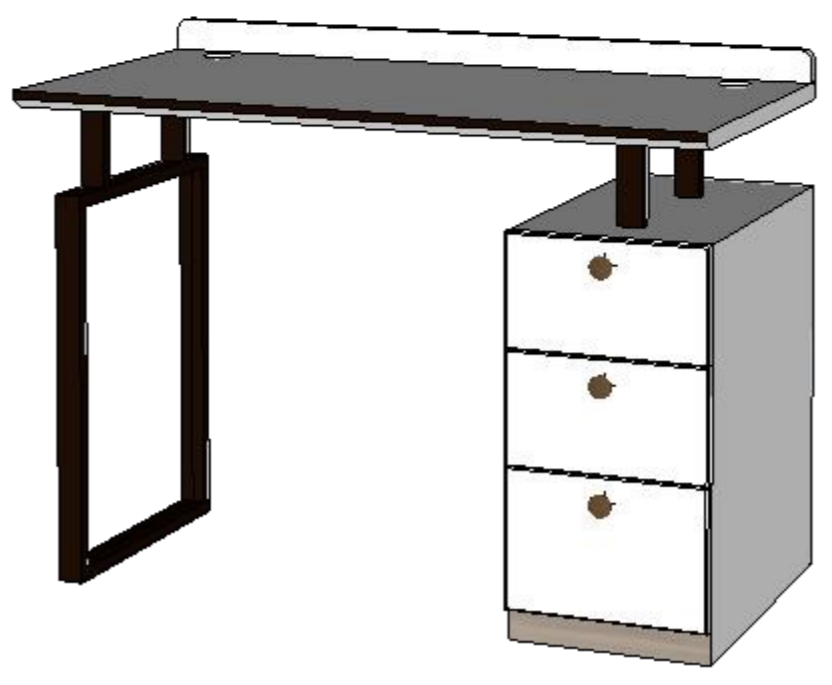
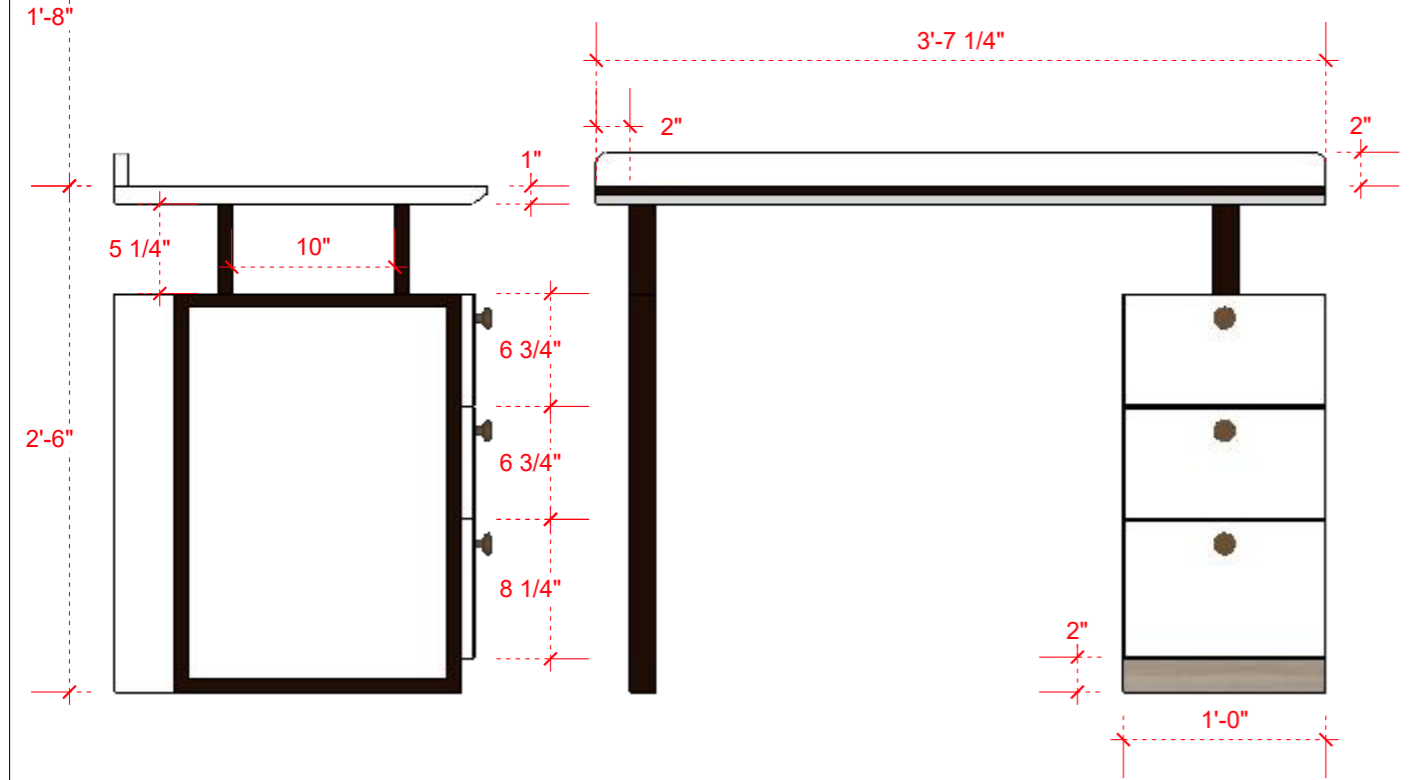
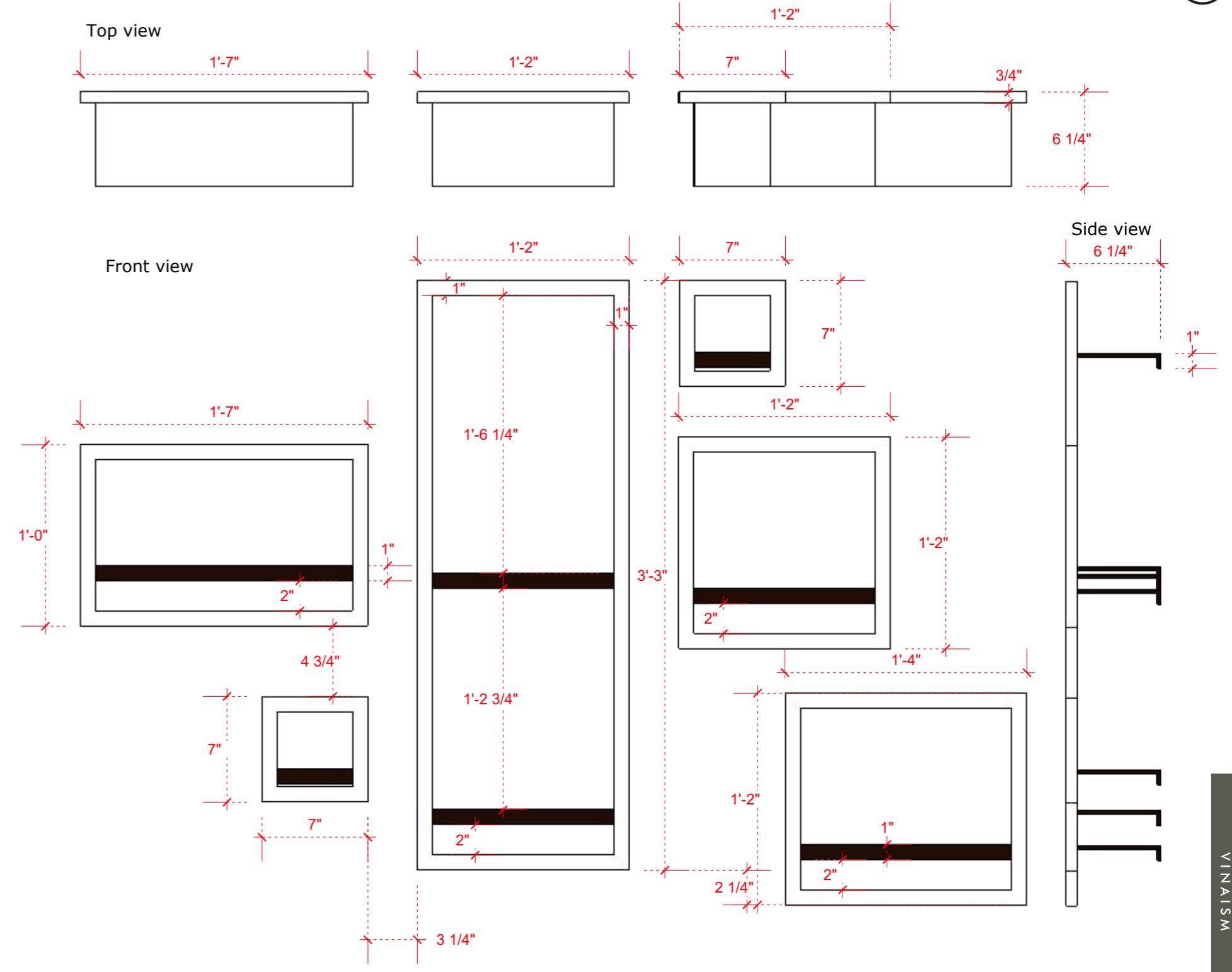
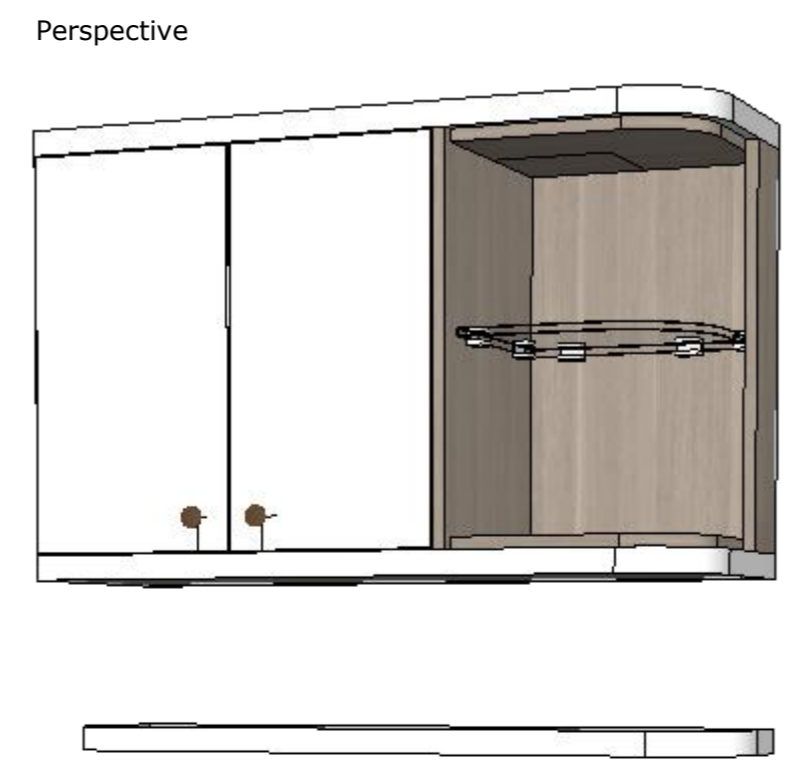
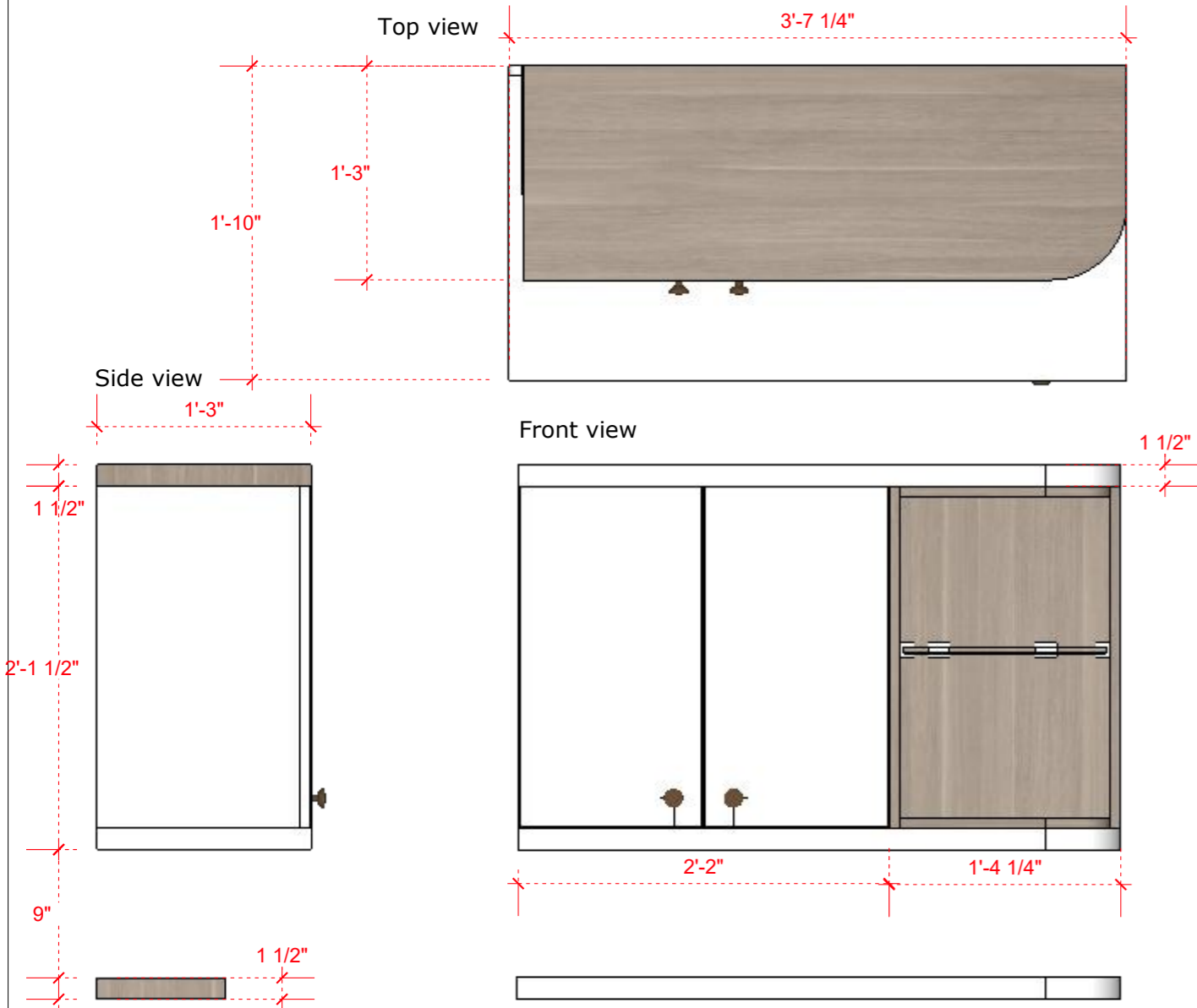
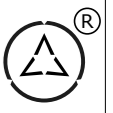
- Entrance:** Located at the bottom right, leading into a **Vestibule**.
- Living Areas:** A large **Dinning area** and **Drawing room** are situated in the upper right. A **Kid room** is adjacent to the drawing room.
- Kitchen:** Located in the lower right, featuring a **Store room** and a **Washbasin area**.
- Bedrooms:** A **Master bedroom** with a staircase is on the left. A **kids bedroom** is in the upper left. A **Kid room** is on the right.
- Bathrooms:** A **K-wash room** and **M-wash room** are in the upper left. A **C-washroom** is near the kid room.
- Other Features:** A **Balcony** is located between the kids bedroom and the dinning area. A **Washyard** is adjacent to the master bedroom.

[illegible]

All levels given indicate level of finished floor level and all materials thickness need to substrate from the measurements.

All dimensions are to be read and not to be measured. Information on this drawing supersedes the in combination with all other architectural and engineering drawings related to the same sheet and any item on it. The architect- engineer must be informed about contradiction of any kind before construction begins.

All ideas design and arrangements represented here on are property of VINAIS design management.



[illegible]

Site / Project
Responsible Person
Contact Num
Agency Name
Work Starting Date
Estimate Time
Finishing Date

VINAY DESIGN
■ studio
 Let's add 'New' value to our valuables.

This image shows a full page of blank graph paper. The grid consists of small, uniform squares formed by thin, light gray lines. There are no margins, text, or other markings on the page.

The floor plan shows a house with the following rooms and features:

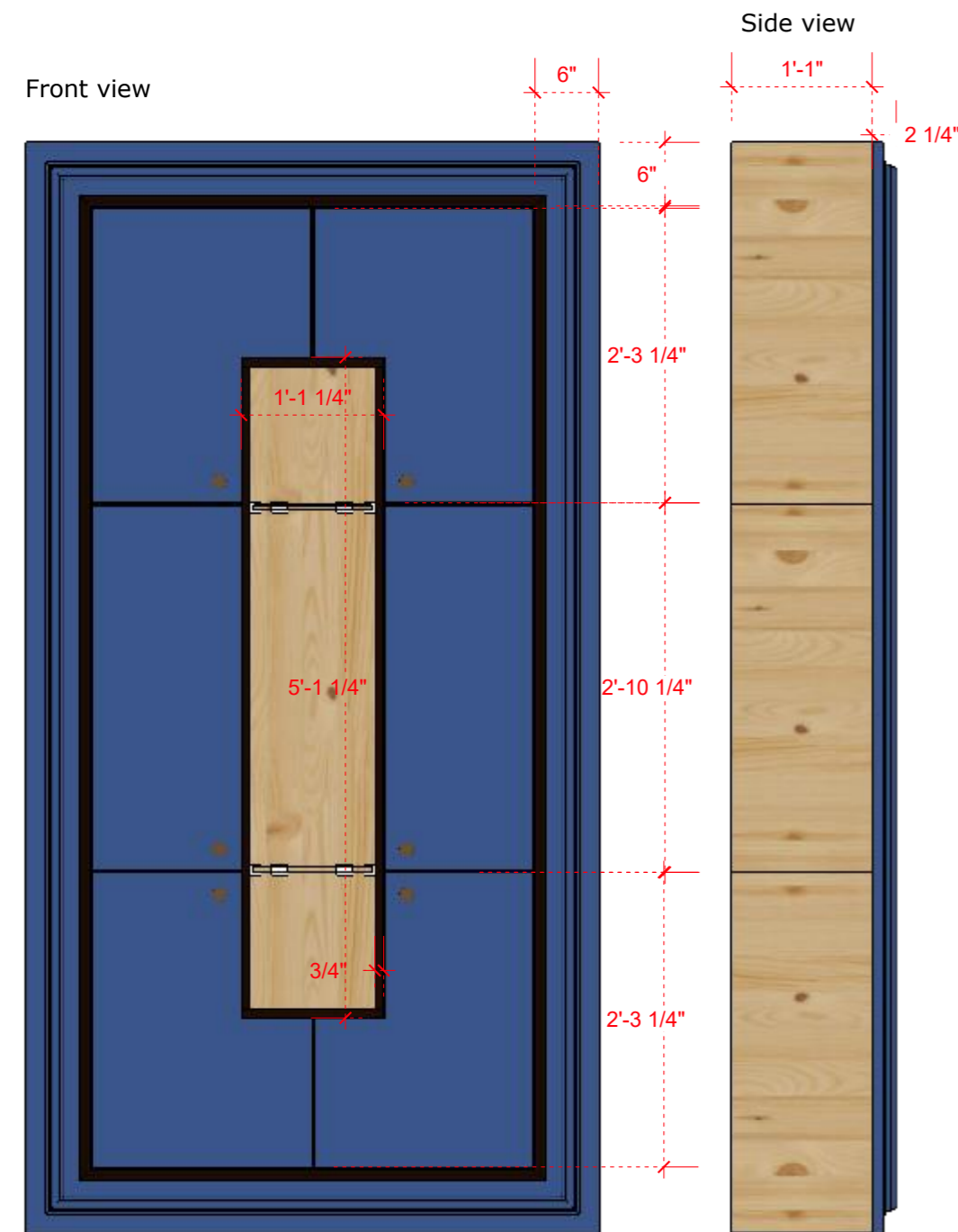
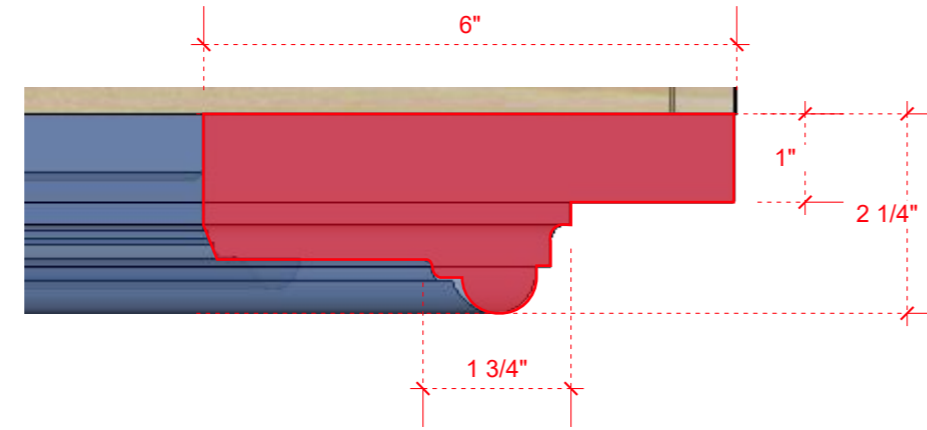
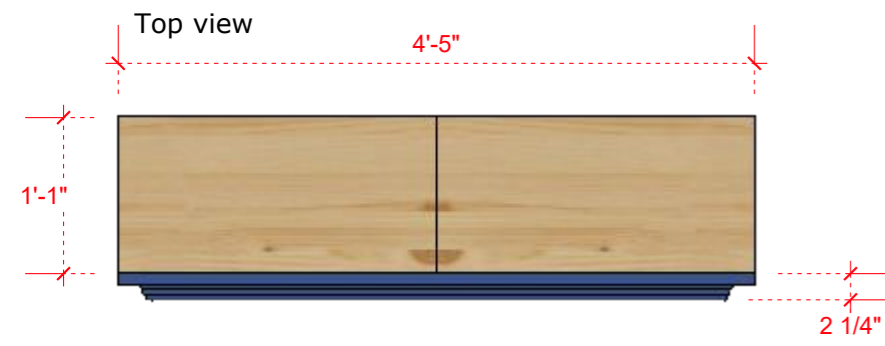
- Kids bedroom:** A large yellow room in the upper left.
- Master bedroom:** A large grey room with a brick pattern in the lower left.
- K- wash room:** A small grey room in the top left corner.
- M- wash room:** A small grey room in the top left, adjacent to the kids bedroom.
- Balcony:** A grey rectangular area in the top center.
- Dinning area:** A black rectangular area in the center.
- Drawing room:** A large light brown room in the upper right.
- Kid room:** A large yellow room in the upper right.
- Washbasin area:** A small white room with a black outline in the center.
- Washyard:** A grey rectangular area in the lower left.
- Kitchen:** A large light brown room in the lower center.
- Store room:** A small white room in the lower right.
- Vestibule:** A small light brown room in the lower right.
- C- washroom:** A small grey room in the lower right.
- Entrance:** A grey area with a red arrow pointing towards the vestibule.

[illegible]

All levels given indicate level of finished floor level and all materials thickness need to substrate from the measurements.

All dimensions are to be read and not to be measured. Information on this drawing supersedes the in combination with all other architectural and engineering drawings related to the same sheet and any item on it. The architect- engineer must be informed about contradiction of any kind before construction begins.

All ideas design and arrangements represented here on are property of VINAIS design management.



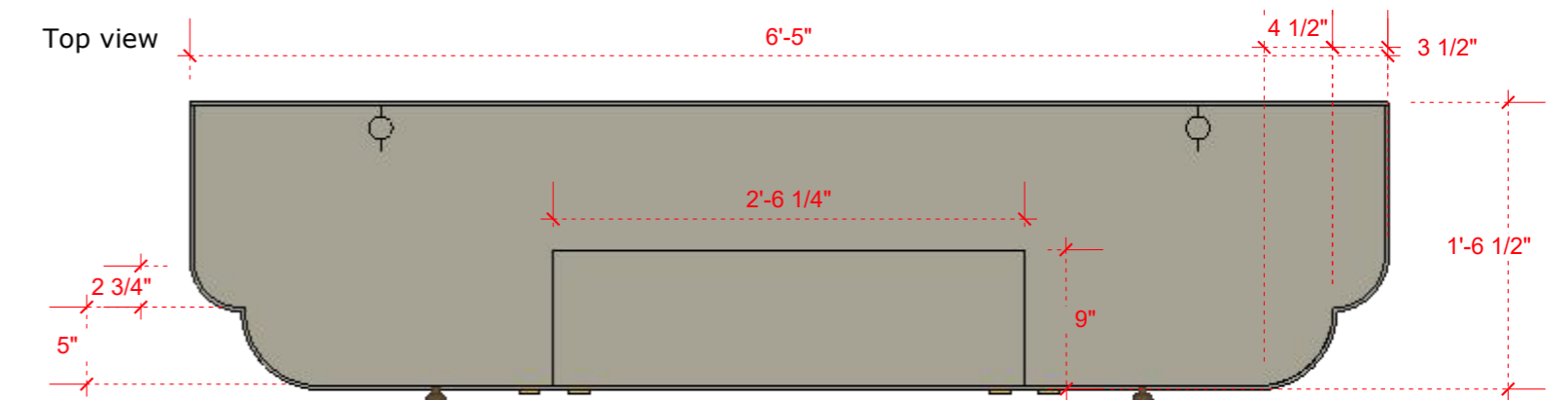
Perspective



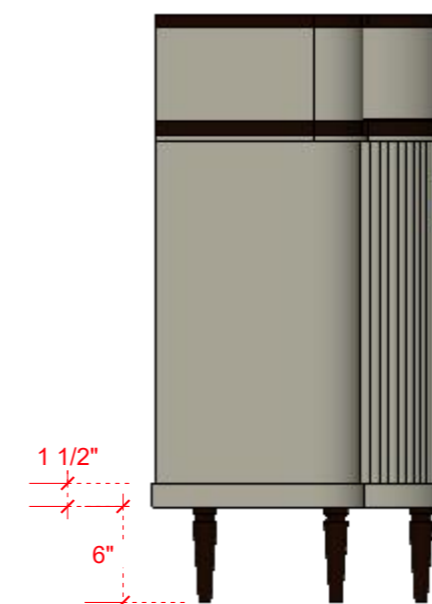
Top view



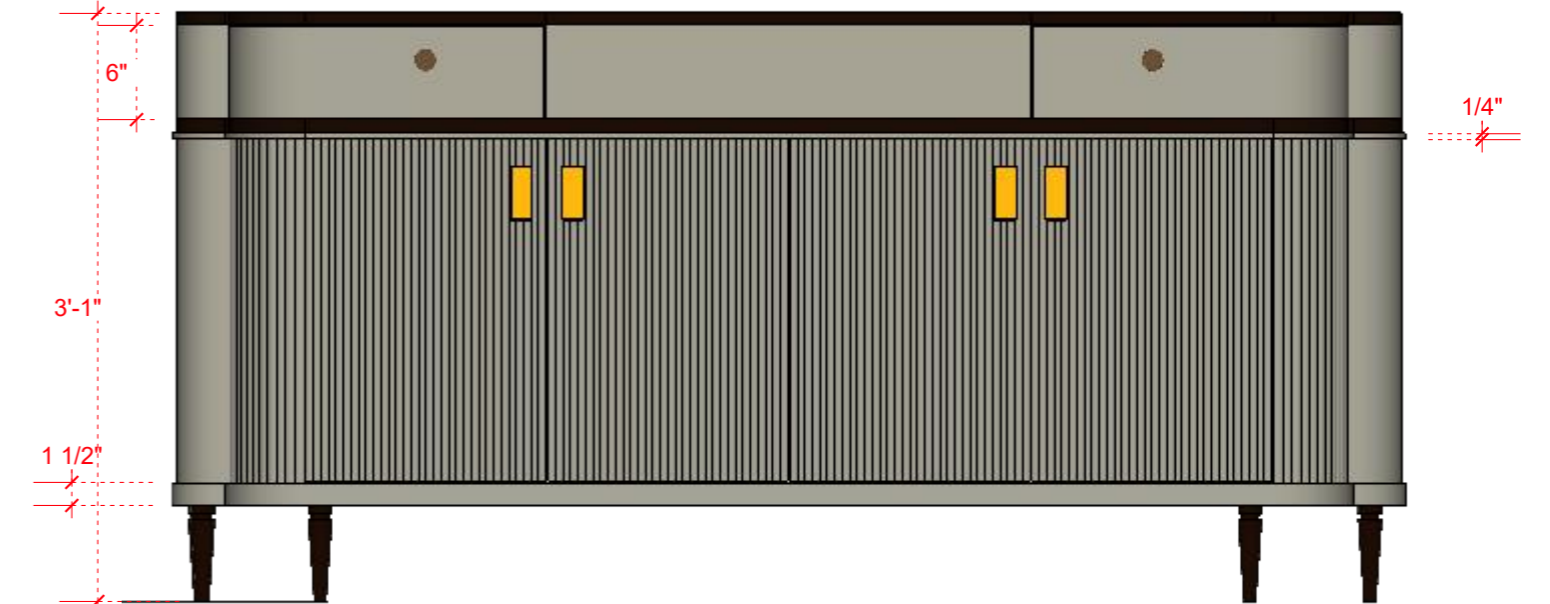
Top view



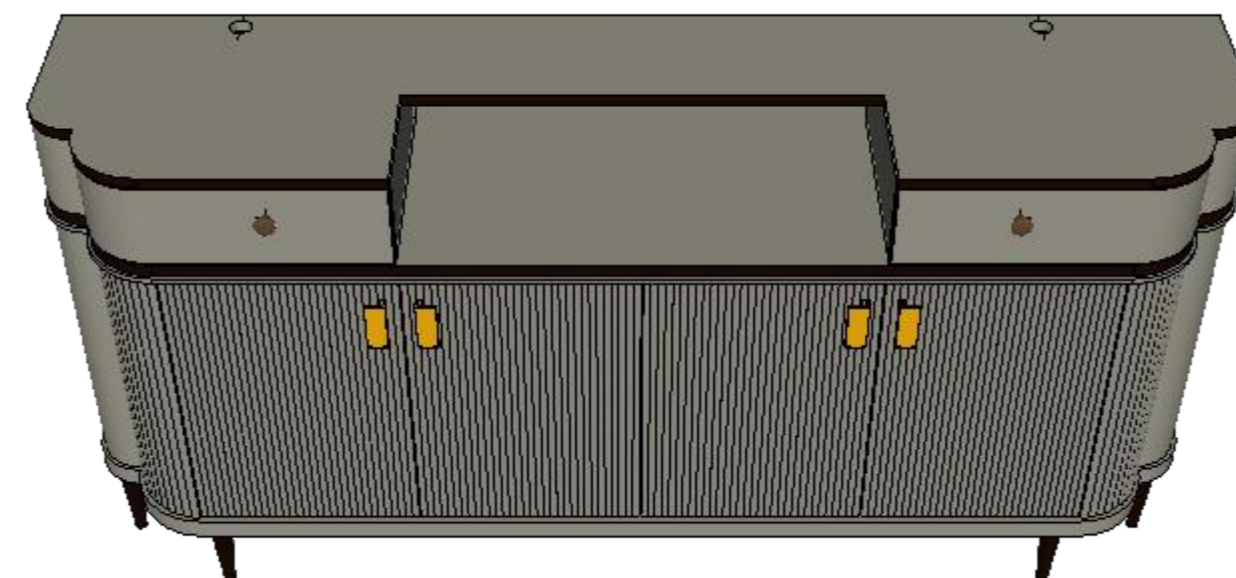
Side view



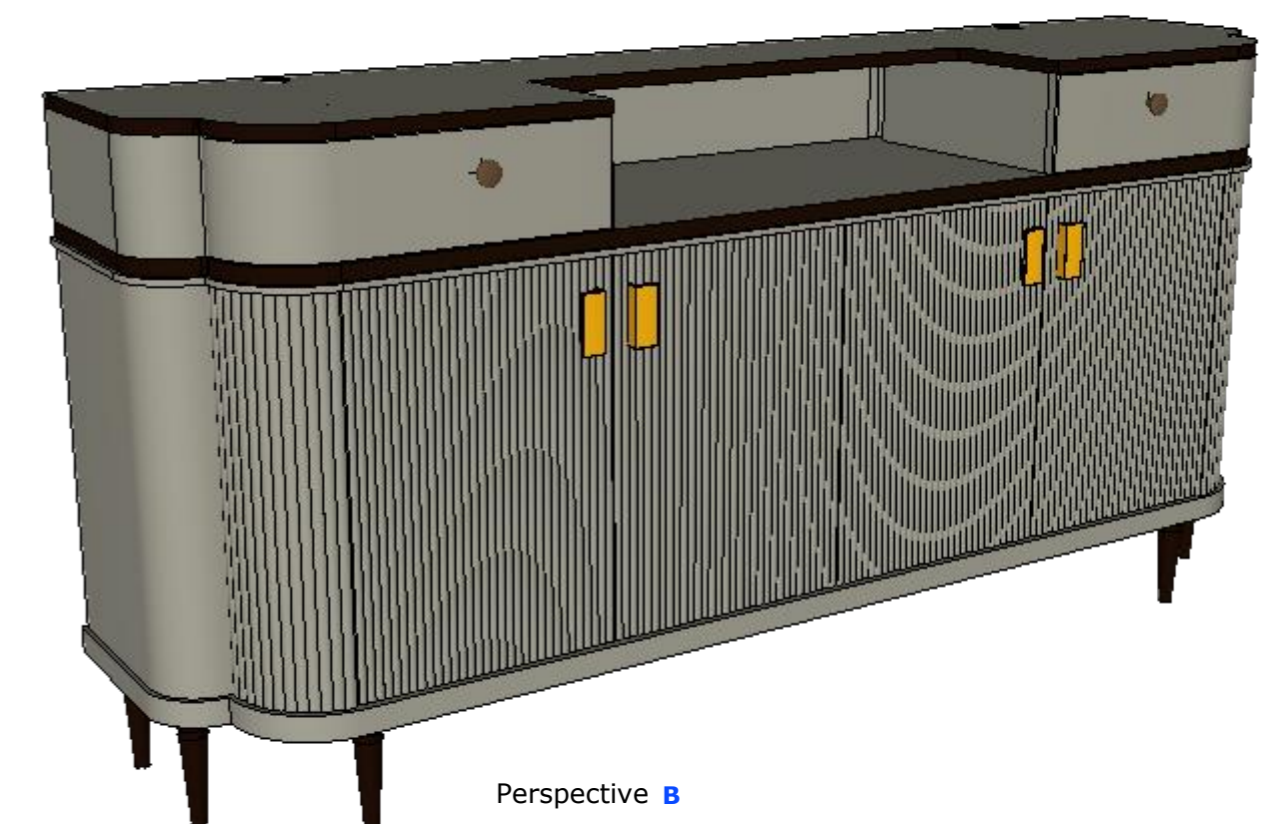
Front view



Perspective A



Perspective B



Scan to view 3D



General note & Disclaimers are on first page of this plan set.

V I N A I S M assumes no responsibility for changes made to these plan by others and makes no warranties either expressed or implied, regarding these plans.

Copy right, Disclaimer and construction warning.

This plan is protected under Copyright Law. The plan may need to be adapted to local codes and conditions. Please see the first sheet of the plan for full copyright, disclaimer and construction warnings.

Date to coordinate with key person

[illegible]

visiting card

Site / Project

Responsible Person

Contact Num

Agency Name

Work Starting Date


Estimate Time

Finishing Date

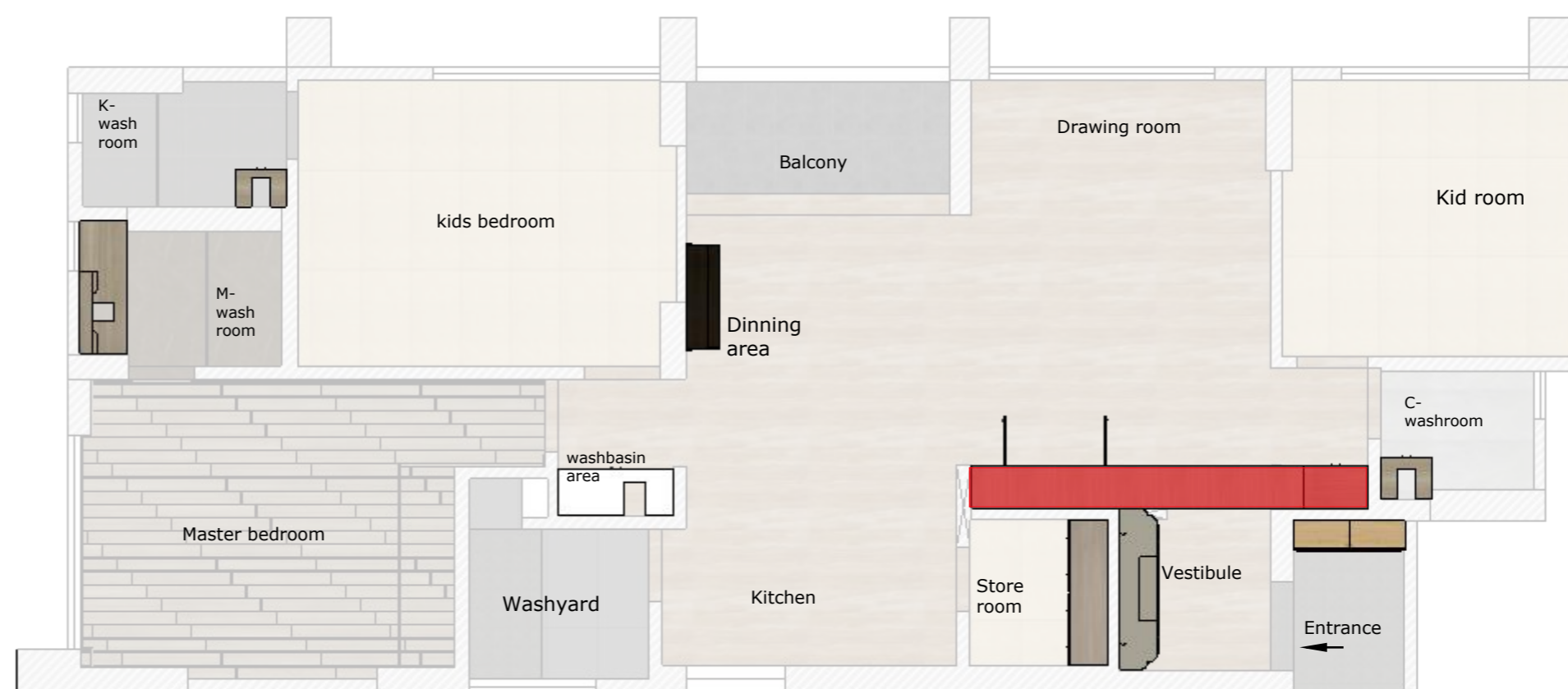
All the agency's and vendors are responsible for their work and finishing level. They are committed to full fill the satisfactory levels and standards, if found not up to the mark. All the working details given are interconnected with all vendors and their respective work, so if found any mistaken in any once work because of someone else both will be responsible, and will be subject to design management decision.

Contractor sign

Drawing Board



Floor Plan



material and labour cost

[illegible]

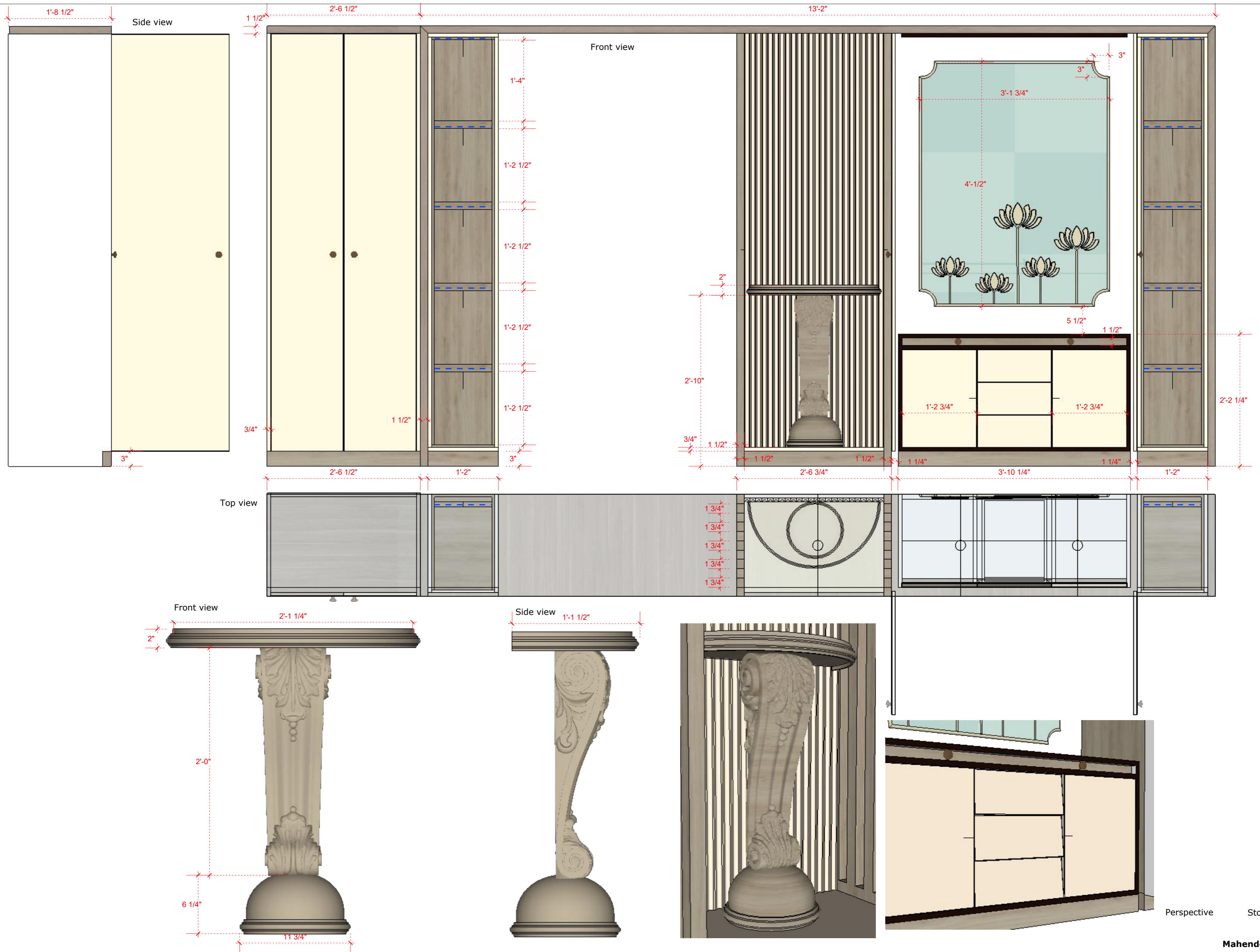
Note

All levels given indicate level of finished floor level and all materials thickness need to substrate from the measurements.

All dimensions are to be read and not to be measured. Information on this drawing supersedes the in combination with all other architectural and engineering drawings related to the same sheet and any item on it.

The architect- engineer must be informed about contradiction of any kind before construction begins.

All ideas design and arrangements represented here on are property of VINAISM design management.



Scan to view 3D



General note & Disclaimers are on first page of this plan set.

VINAISM assumes no responsibility for changes made to these plan by others and makes no warranties either expressed or implied, regarding these plans.

Copy right, Disclaimer and construction warning.

This plan is protected under Copyright Law. The plan may need to be adapted to local codes and conditions. Please see the first sheet of the plan for full copyright, disclaimer and construction warnings.

Date to coordinate with key person

[illegible]

visiting card

Site / Project

Responsible Person

Contact Num

Agency Name

Work Starting Date


Estimate Time

Finishing Date

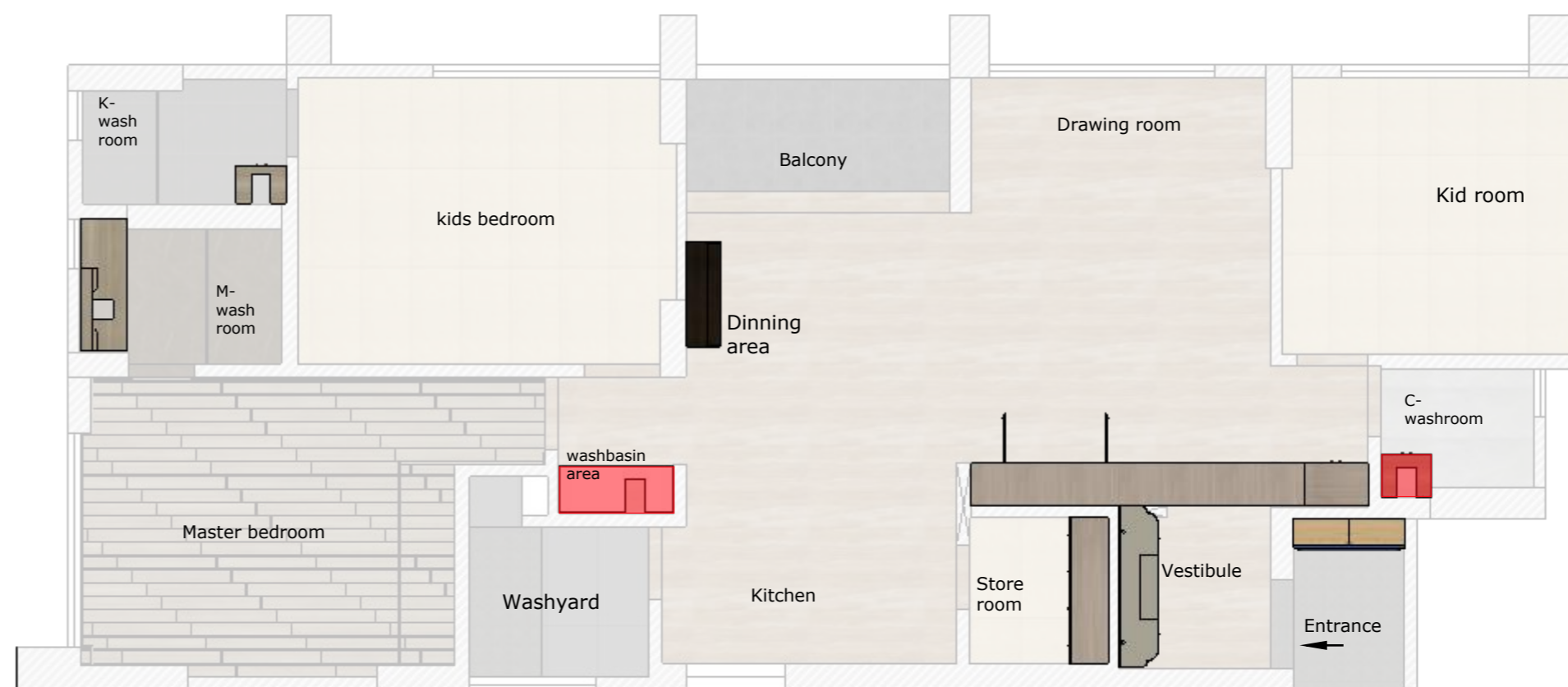
All the agency's and vendors are responsible for their work and finishing level. They are committed to full fill the satisfactory levels and standards, if found not up to the mark. All the working details given are interconnected with all vendors and their respective work, so if found any mistaken in any once work because of someone else both will be responsible, and will be subject to design management decision.

Contractor sign

Drawing Board



Floor Plan



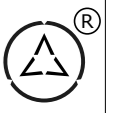
material and labour cost

[illegible]

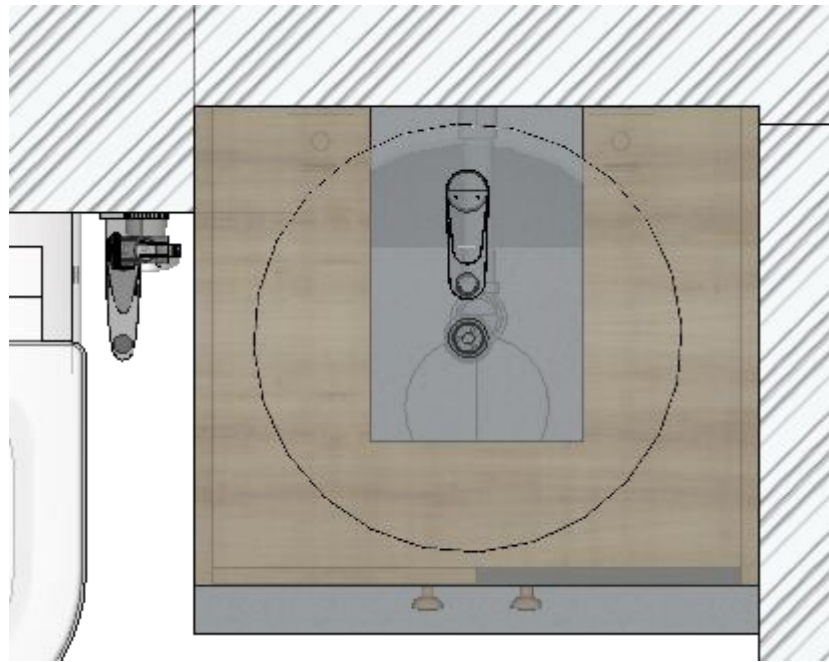
Note

All levels given indicate level of finished floor level and all materials thickness need to substrate from the measurements.

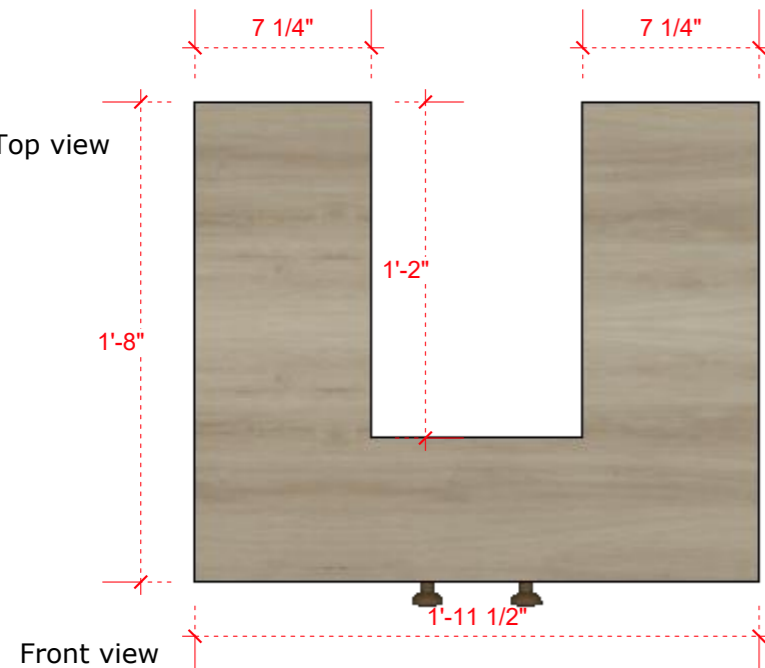
All dimensions are to be read and not to be measured. Information on this drawing supersedes the in combination with all other architectural and engineering drawings related to the same sheet and any item on it. The architect- engineer must be informed about contradiction of any kind before construction begins. All ideas design and arrangements represented here on are property of VINAISM design management.



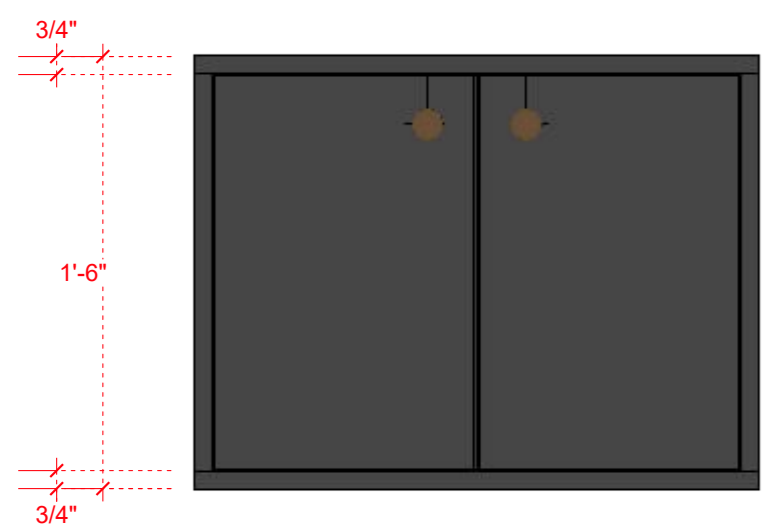
Top view



Top view

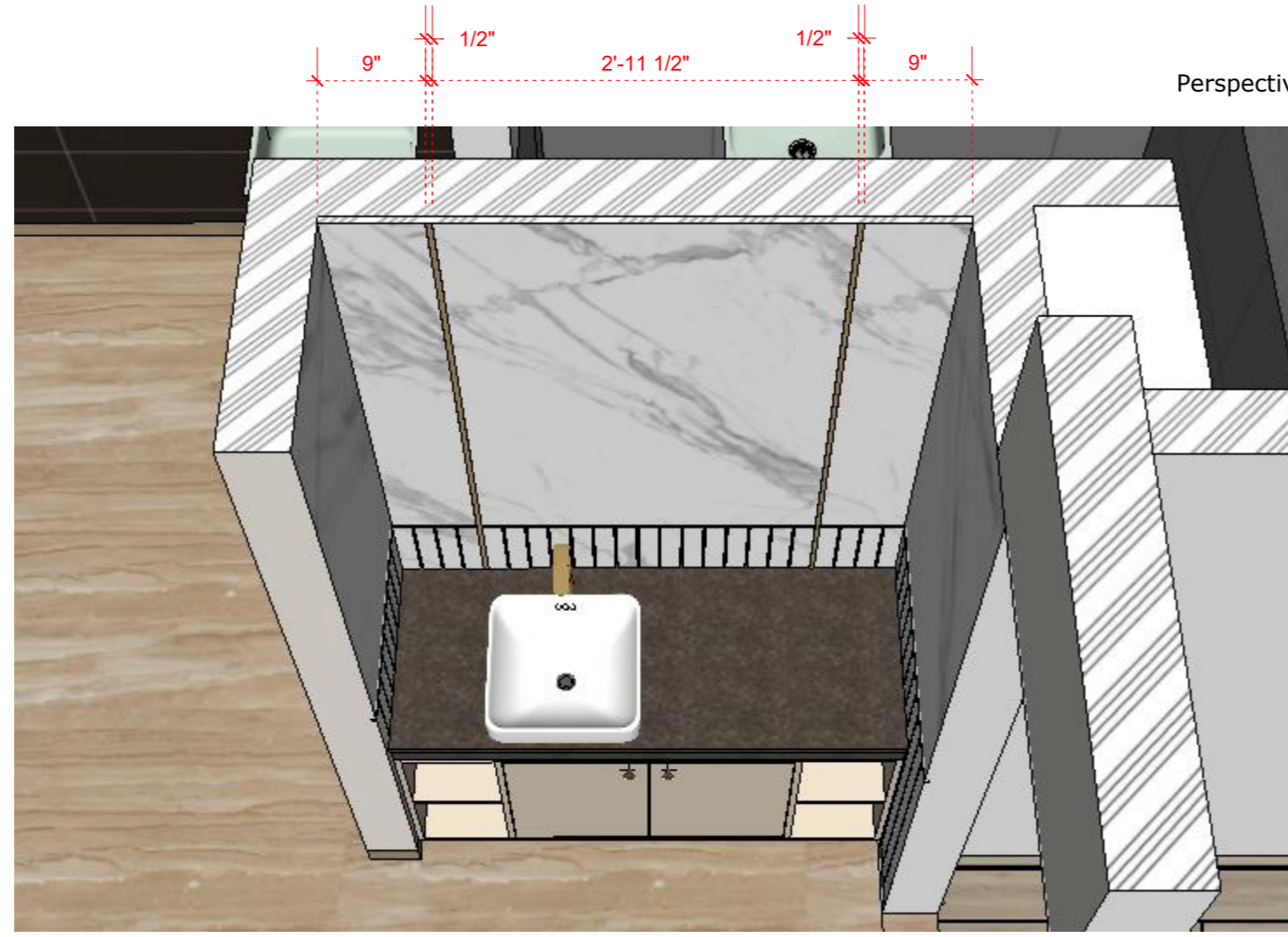


Front view

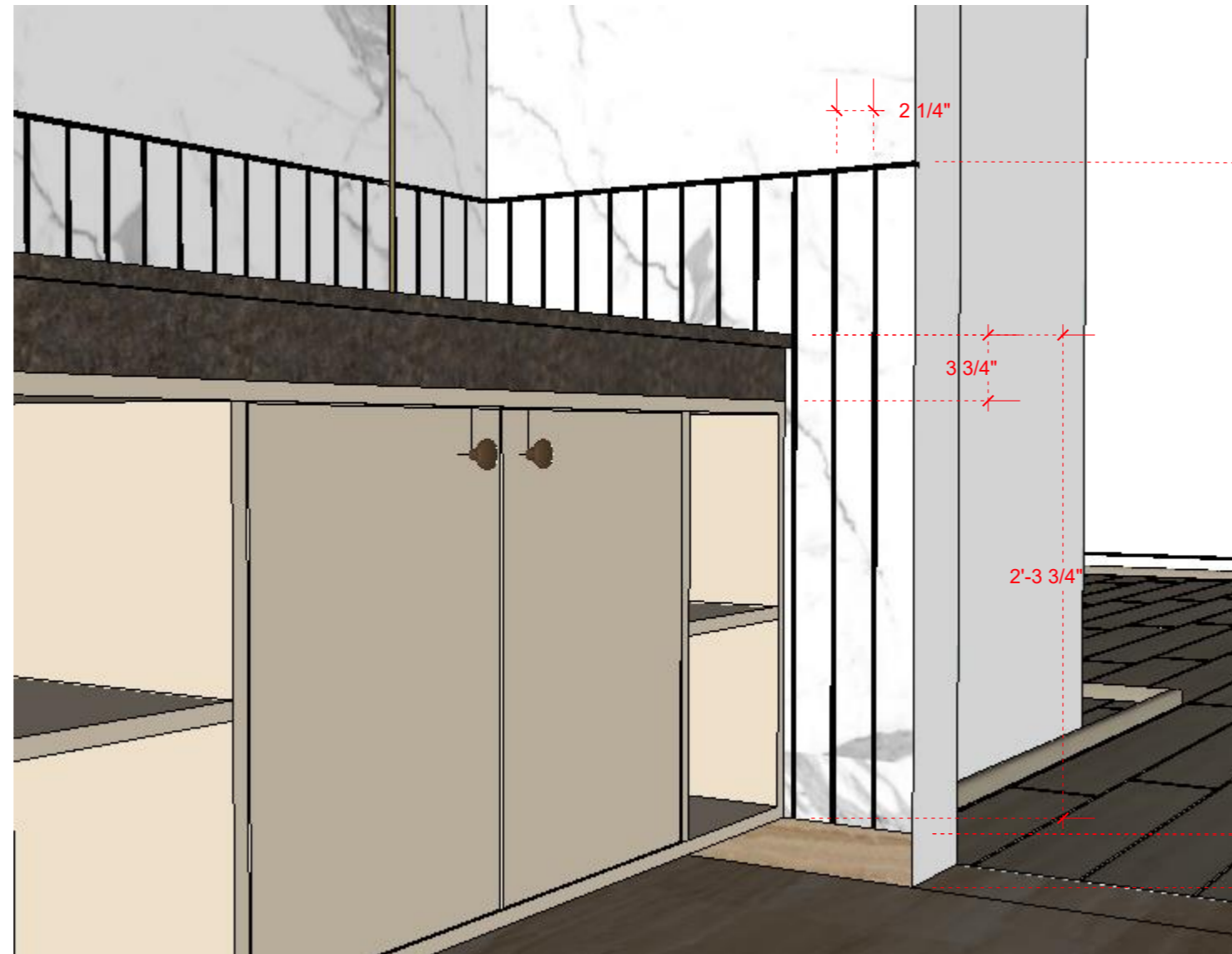


Perspective C

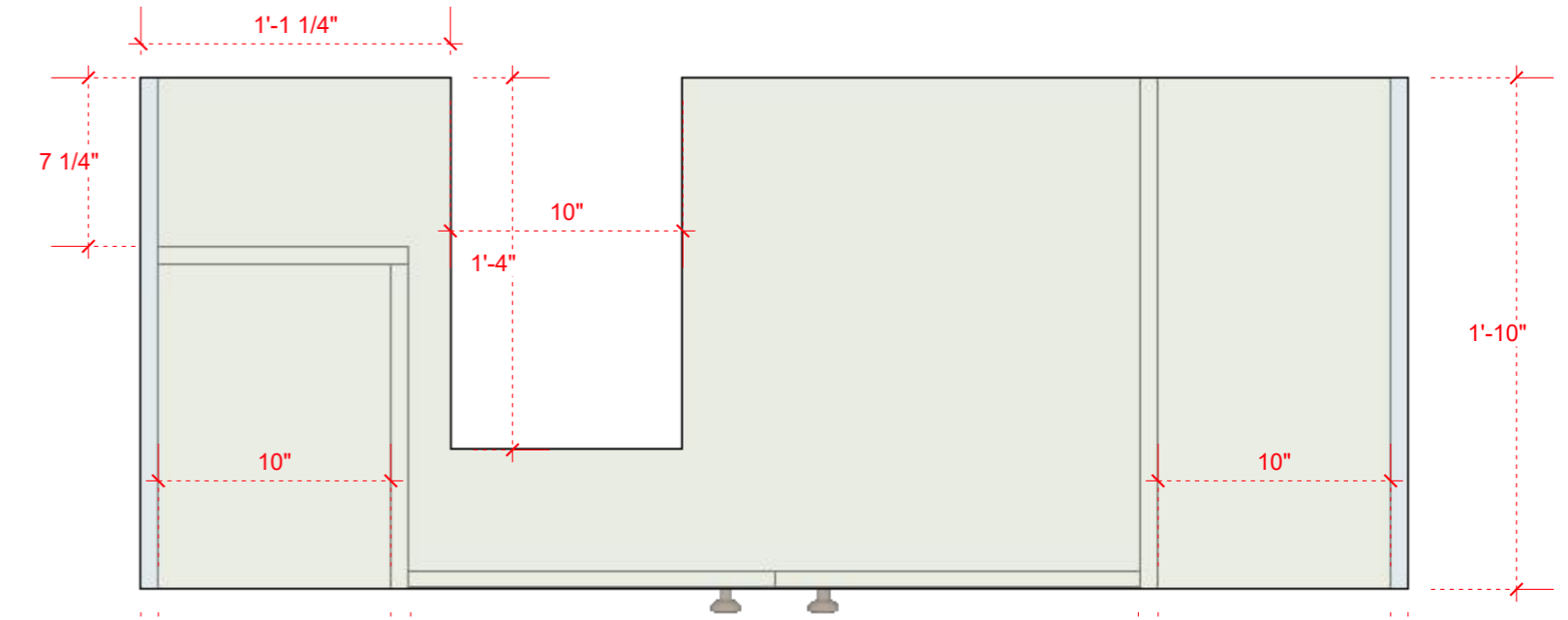
Perspective A



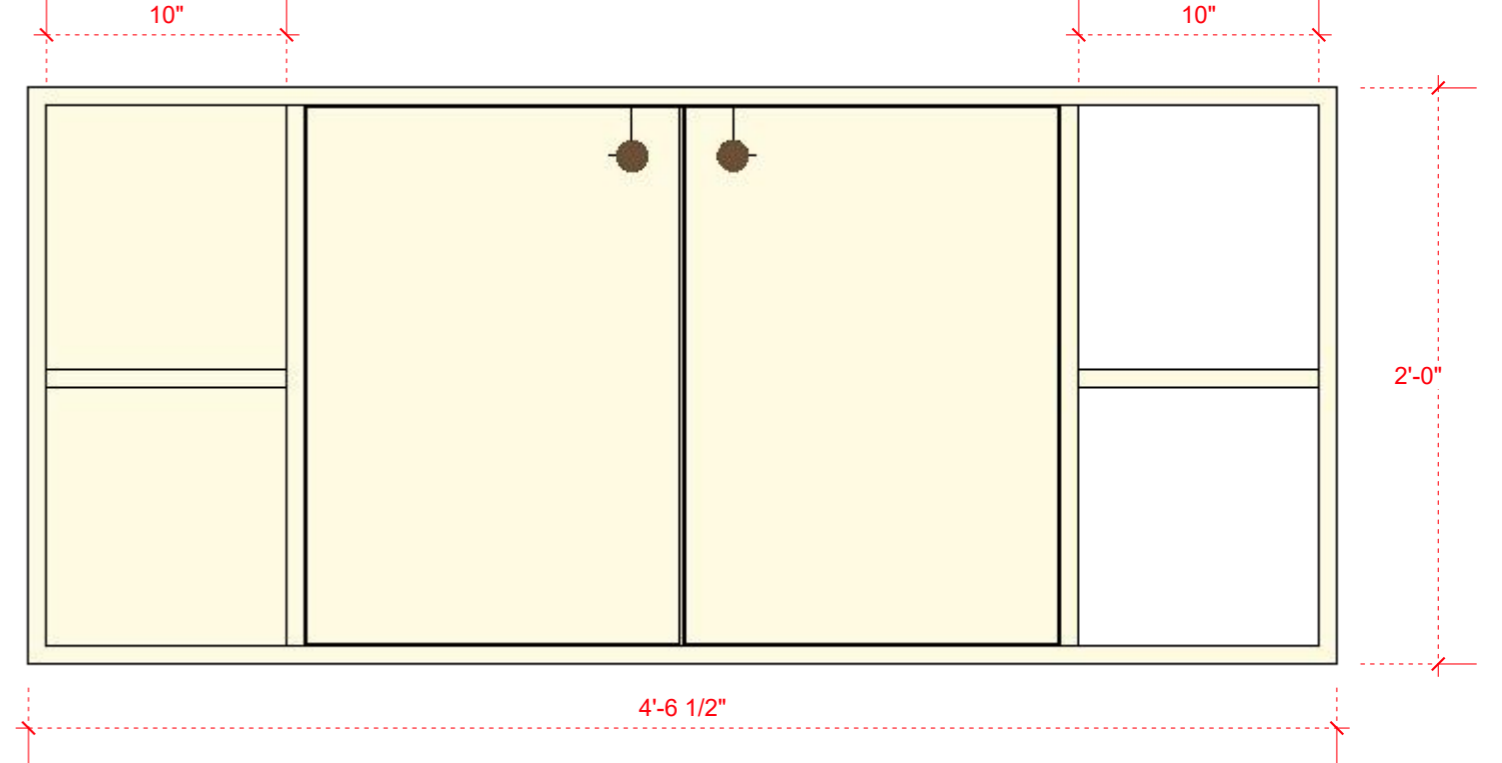
Perspective B



Top view



Front view



Perspective D



Scan to view 3D



General note & Disclaimers are on first page of this plan set.

VINAISM assumes no responsibility for changes made to these plan by others and makes no warranties either expressed or implied, regarding these plans.

Copy right, Disclaimer and construction warning.

This plan is protected under Copyright Law. The plan may need to be adapted to local codes and conditions. Please see the first sheet of the plan for full copyright, disclaimer and construction warnings.

Date to coordinate with key person

[illegible]

visiting card

Site / Project

Responsible Person

Contact Num

Agency Name

Work Starting Date


Estimate Time

Finishing Date

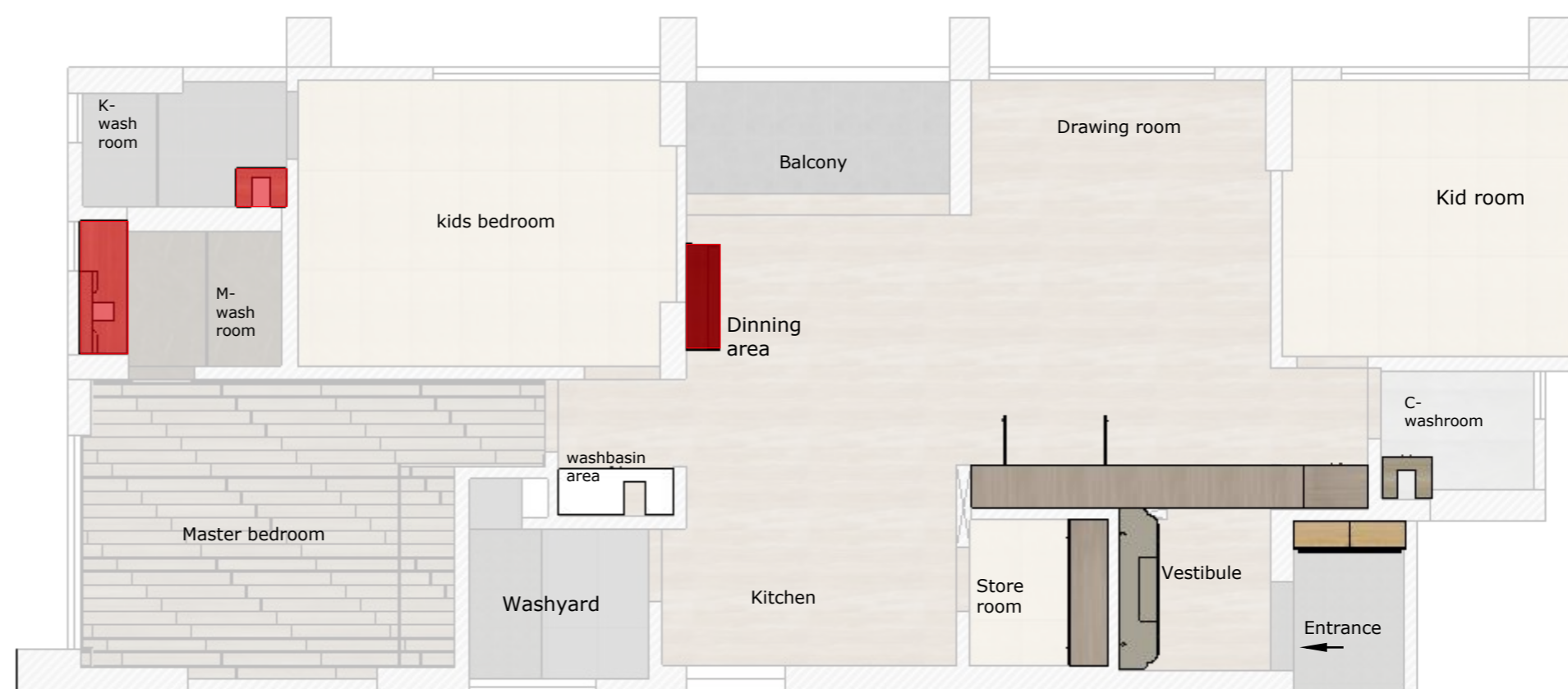
All the agency's and vendors are responsible for their work and finishing level. They are committed to full fill the satisfactory levels and standards, if found not up to the mark. All the working details given are interconnected with all vendors and their respective work, so if found any mistaken in any once work because of someone else both will be responsible, and will be subject to design management decision.

Contractor sign

Drawing Board



Floor Plan



material and labour cost

[illegible]

Note

All levels given indicate level of finished floor level and all materials thickness need to substrate from the measurements.

All dimensions are to be read and not to be measured.

Information on this drawing supersedes the in combination with all other architectural and engineering drawings related to the same sheet and any item on it.

The architect- engineer must be informed about contradiction of any kind before construction begins.

All ideas design and arrangements represented here on are property of VINAISM design management.

Scan to view 3D



General note & Disclaimers are on first page of this plan set.

VINAISM assumes no responsibility for changes made to these plan by others and makes no warranties either expressed or implied, regarding these plans.

Copy right, Disclaimer and construction warning.

This plan is protected under Copyright Law. The plan may need to be adapted to local codes and conditions. Please see the first sheet of the plan for full copyright, disclaimer and construction warnings.

Date to coordinate with key person

[illegible]

visiting card

Site / Project

Responsible Person

Contact Num

Agency Name

Work Starting Date


Estimate Time

Finishing Date

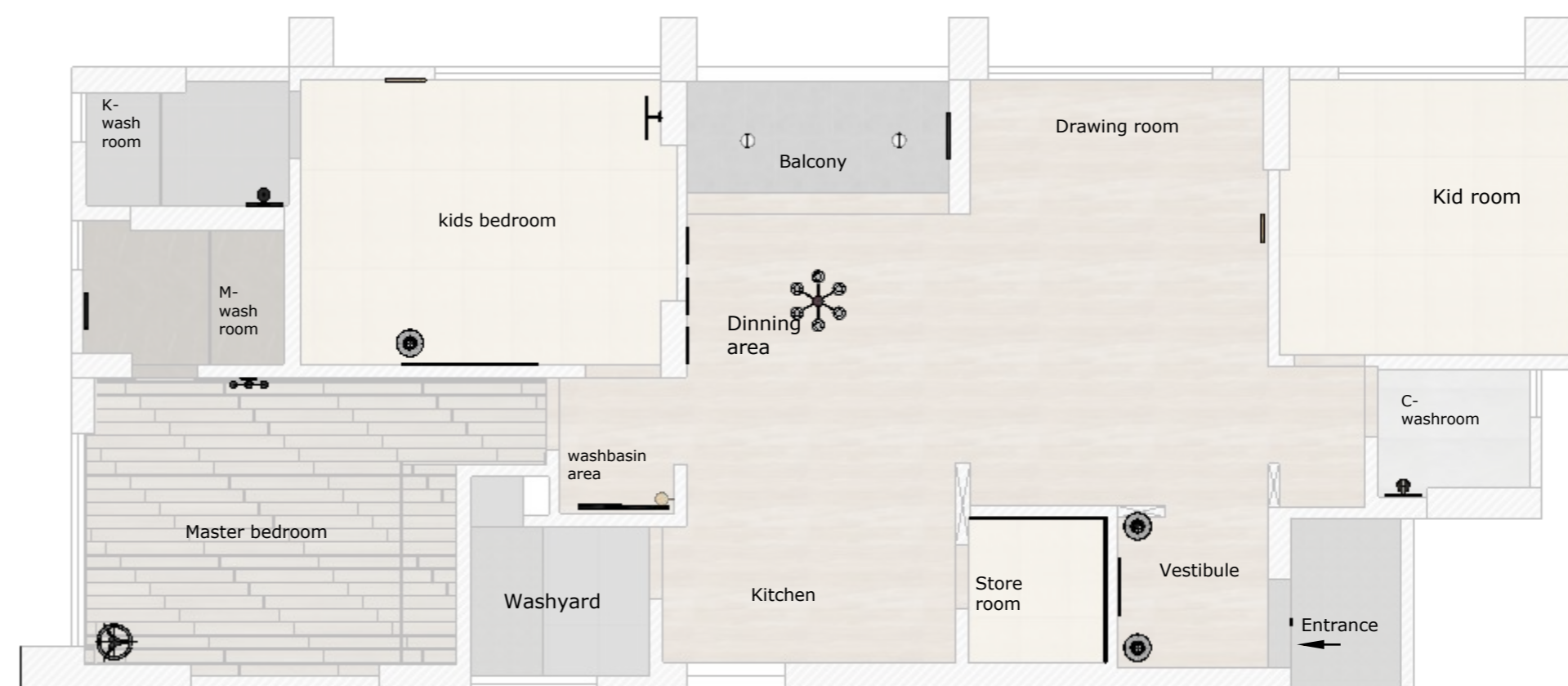
All the agency's and vendors are responsible for their work and finishing level. They are committed to full fill the satisfactory levels and standards, if found not up to the mark. All the working details given are interconnected with all vendors and their respective work, so if found any mistaken in any once work because of someone else both will be responsible, and will be subject to design management decision.

Contractor sign

Drawing Board



Floor Plan



material and labour cost

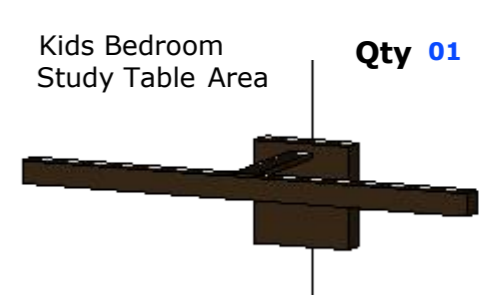
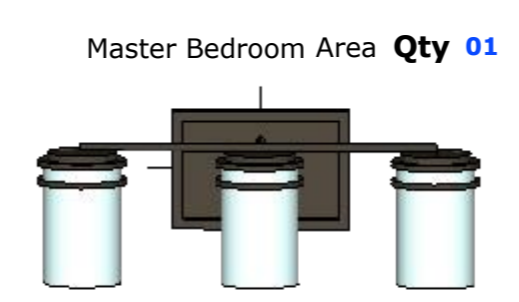
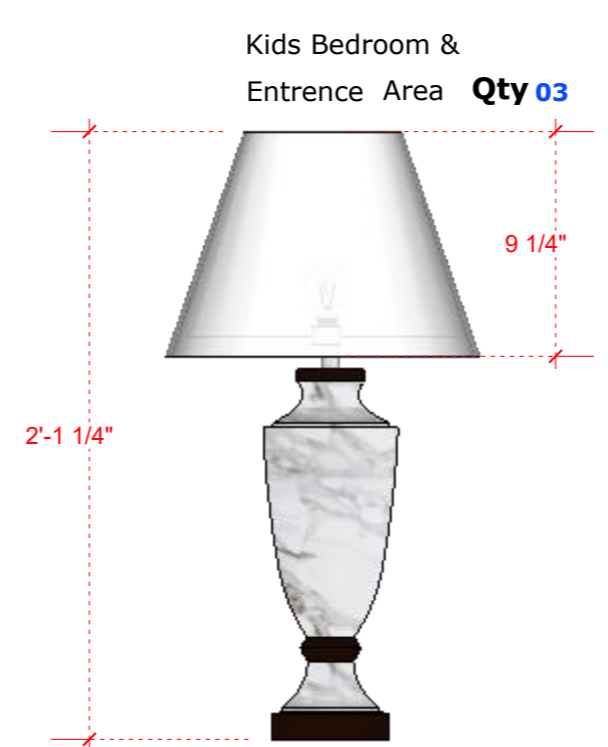

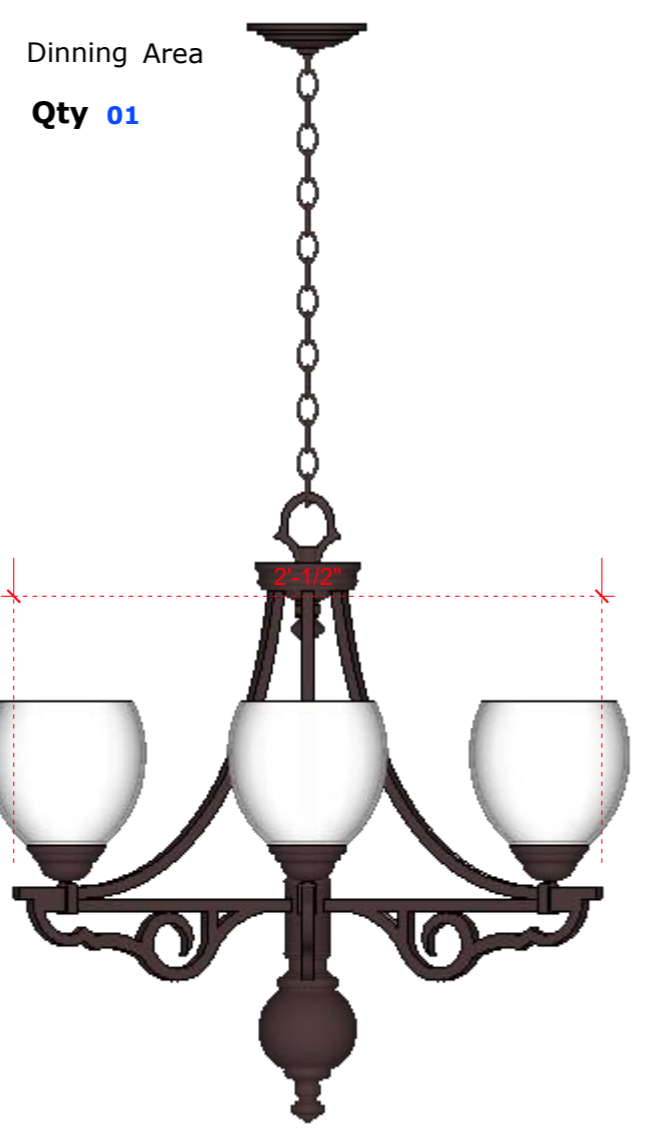
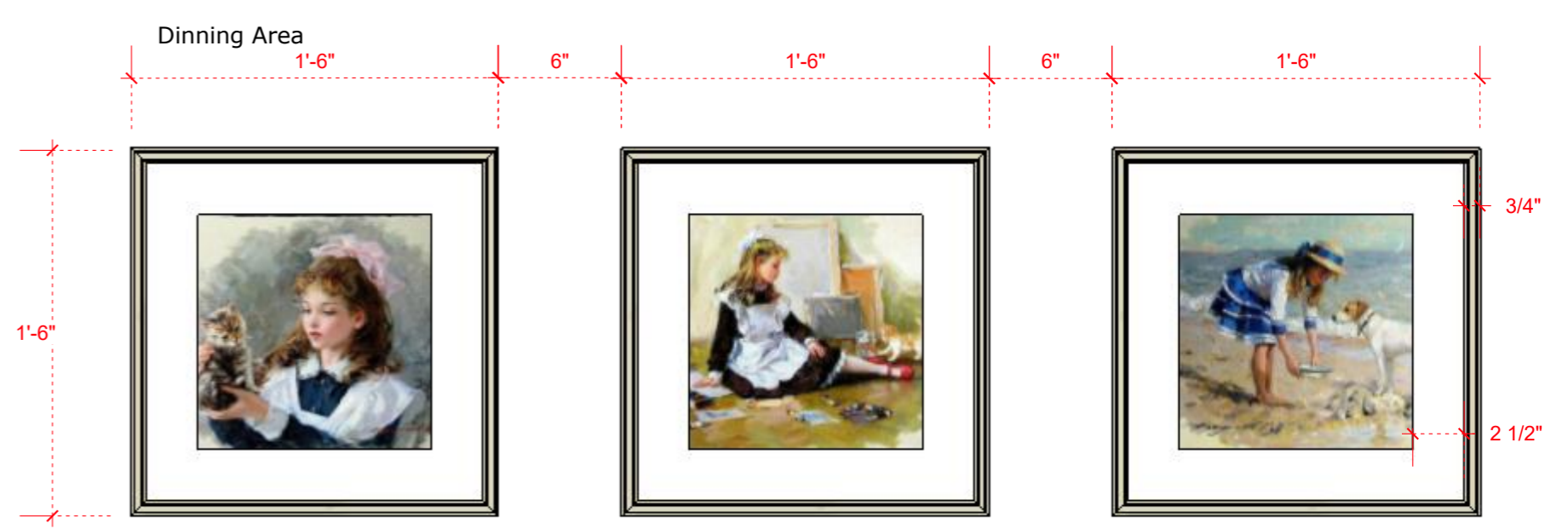


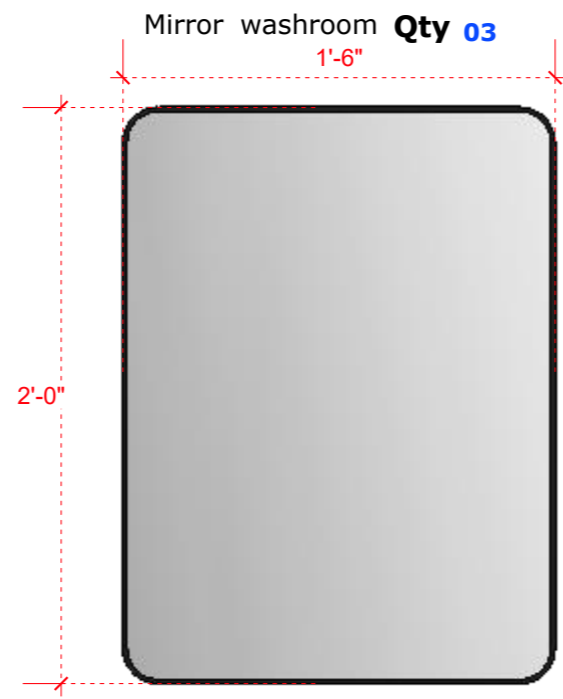
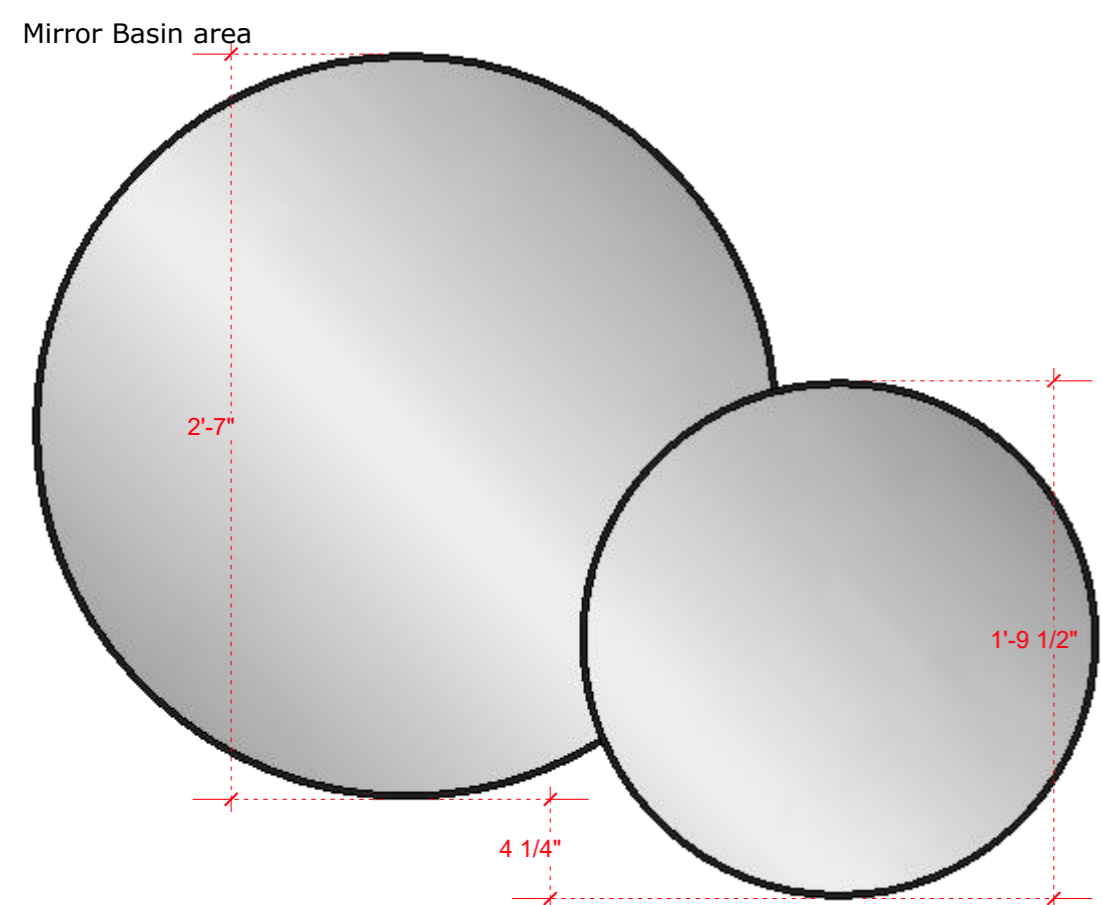
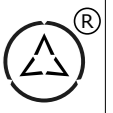
[illegible]

Note

All levels given indicate level of finished floor level and all materials thickness need to substrate from the measurements.

All dimensions are to be read and not to be measured. Information on this drawing supersedes the in combination with all other architectural and engineering drawings related to the same sheet and any item on it. The architect- engineer must be informed about contradiction of any kind before construction begins.

All ideas design and arrangements represented here on are property of VINAISM design management.



Mahender Ji Residence

Scan to view 3D



General note & Disclaimers are on first page of this plan set.

VINAISM assumes no responsibility for changes made to these plans by others and makes no warranties either expressed or implied, regarding these plans.

Copyright, Disclaimer and construction warning.

This plan is protected under Copyright Law. The plan may need to be adapted to local codes and conditions. Please see the first sheet of the plan for full copyright, disclaimer and construction warnings.

Date to coordinate with key person

[illegible]

visiting card

Site / Project

Responsible Person

Contact Num

Agency Name

Work Starting Date


Estimate Time

Finishing Date

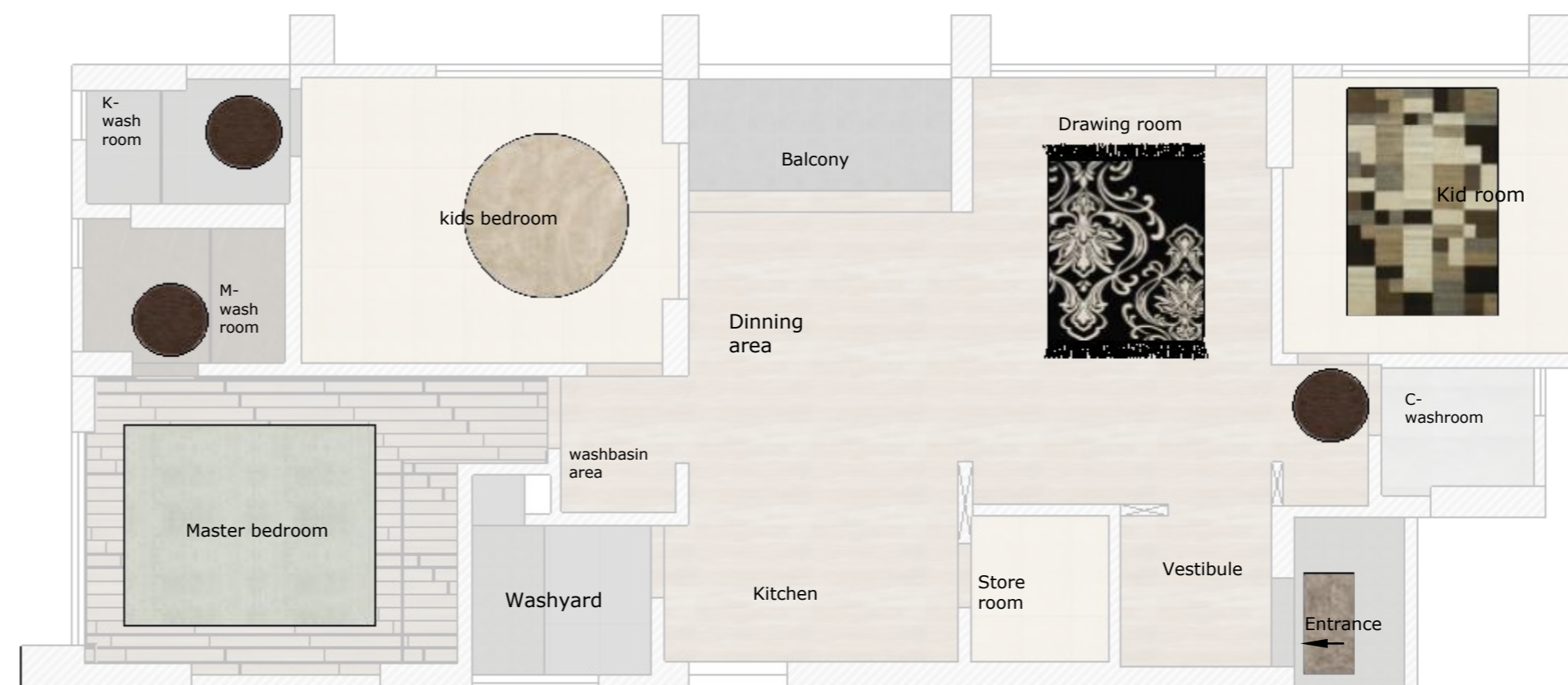
All the agency's and vendors are responsible for their work and finishing level. They are committed to full fill the satisfactory levels and standards, if found not up to the mark. All the working details given are interconnected with all vendors and their respective work, so if found any mistaken in any once work because of someone else both will be responsible, and will be subject to design management decision.

Contractor sign

Drawing Board



Floor Plan



material and labour cost

[illegible]

Note


All levels given indicate level of finished floor level and all materials thickness need to substrate from the measurements.

All dimensions are to be read and not to be measured.

Information on this drawing supersedes the in combination with all other architectural and engineering drawings related to the same sheet and any item on it.

The architect- engineer must be informed about completion of any kind before construction begins.

All ideas design and arrangements represented here on are property of VINAISM design management.



Scan to view 3D



General note & Disclaimers are on first page of this plan set.

VINAISM assumes no responsibility for changes made to these plan by others and makes no warranties either expressed or implied, regarding these plans.

Copy right, Disclaimer and construction warning.

This plan is protected under Copyright Law. The plan may need to be adapted to local codes and conditions. Please see the first sheet of the plan for full copyright, disclaimer and construction warnings.

Date to coordinate with key person

[illegible]

visiting card

Site / Project

Responsible Person

Contact Num

Agency Name

Work Starting Date


Estimate Time

Finishing Date

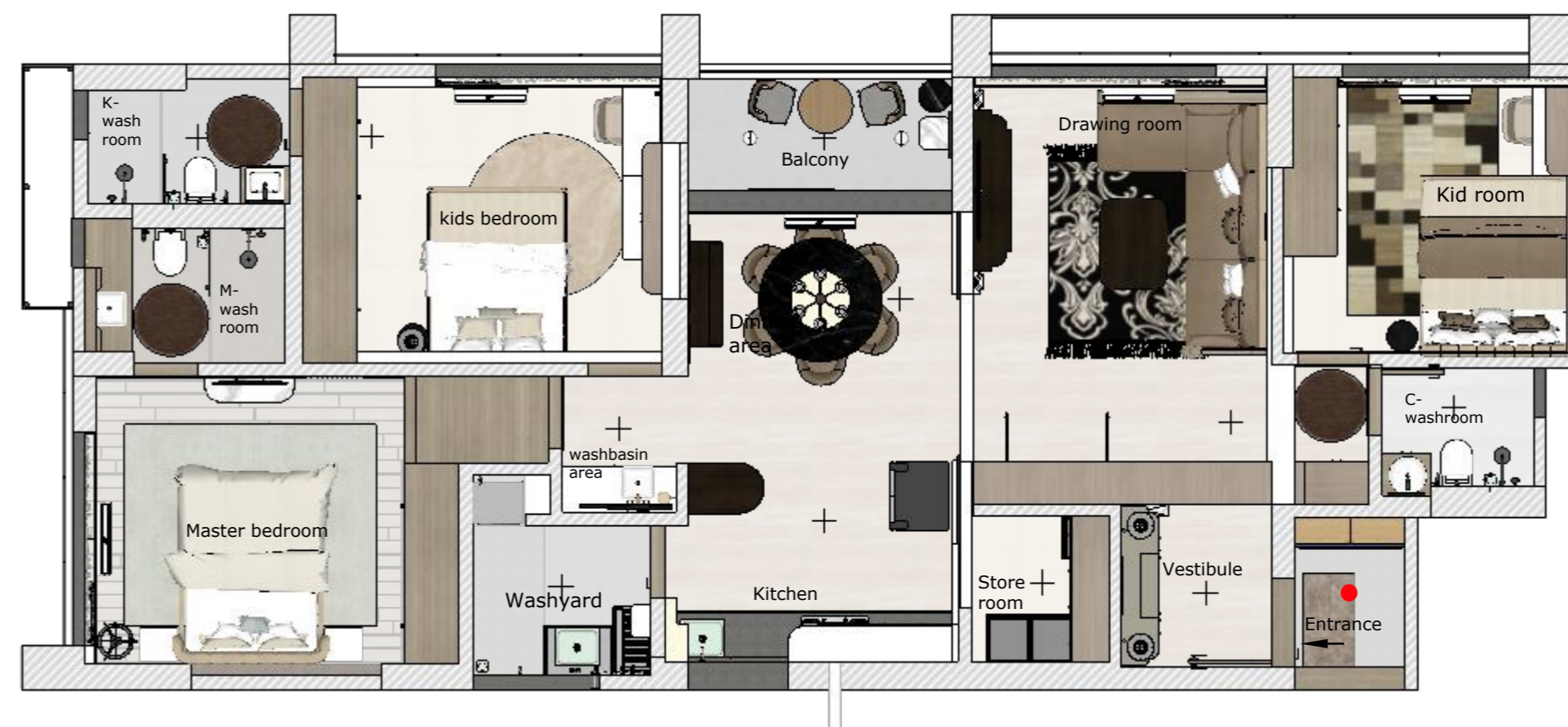
All the agency's and vendors are responsible for their work and finishing level. They are committed to full fill the satisfactory levels and standards, if found not up to the mark. All the working details given are interconnected with all vendors and their respective work, so if found any mistaken in any once work because of someone else both will be responsible, and will be subject to design management decision.

Contractor sign

Drawing Board



Floor Plan



material and labour cost

[illegible]

Note

All levels given indicate level of finished floor level and all materials thickness need to substrate from the measurements.

All dimensions are to be read and not to be measured.

Information on this drawing supersedes the in combination with all other architectural and engineering drawings related to the same sheet and any item on it.

The architect- engineer must be informed about contradiction of any kind before construction begins.

All ideas design and arrangements represented here on are property of VINAISM design management.



VINAISM

[illegible]

Site / Project
Responsible Person
Contact Num
Agency Name
Work Starting Date
Estimate Time
Finishing Date

Contractor sign

This image shows a full page of blank graph paper. The grid consists of small, uniform squares formed by thin, light gray lines. There are no margins, text, or other markings on the page.

This detailed floor plan illustrates a 1000 sq. ft. house with 3 bedrooms and 2 bathrooms. The layout includes a Master bedroom, two Kids bedrooms, a Bath, a Dining area, a Kitchen, a Drawing room, a Store room, a Vestibule, an Entrance, and a Balcony. It also features various washrooms (K-wash room, M-wash room, C-washroom) and a washbasin area. The plan is color-coded and includes furniture placement for each room.

[illegible]

All levels given indicate level of finished floor level and all materials thickness need to substrate from the measurements.

All dimensions are to be read and not to be measured.

Information on this drawing supersedes the in combination with all other architectural and engineering drawings related to the same sheet and any item on it.

The architect-engineer shall be responsible for any contradiction of any kind before construction begins.

All ideas design and arrangements represented here on are property of VINAISAM design management.



Scan to view 3D



General note & Disclaimers are on first page of this plan set.

VINAISM assumes no responsibility for changes made to these plan by others and makes no warranties either expressed or implied, regarding these plans.

Copy right, Disclaimer and construction warning.

This plan is protected under Copyright Law. The plan may need to be adapted to local codes and conditions. Please see the first sheet of the plan for full copyright, disclaimer and construction warnings.

Date to coordinate with key person

[illegible]

visiting card

Site / Project

Responsible Person

Contact Num

Agency Name

Work Starting Date


Estimate Time

Finishing Date

All the agency's and vendors are responsible for their work and finishing level. They are committed to full fill the satisfactory levels and standards, if found not up to the mark. All the working details given are interconnected with all vendors and their respective work, so if found any mistaken in any once work because of someone else both will be responsible, and will be subject to design management decision.

Contractor sign

Drawing Board



Floor Plan



material and labour cost

[illegible]

Note

All levels given indicate level of finished floor level and all materials thickness need to substrate from the measurements.

All dimensions are to be read and not to be measured.

Information on this drawing supersedes the in combination with all other architectural and engineering drawings related to the same sheet and any item on it.

The architect-engineer must be informed about contradiction of any kind before construction begins.

All ideas design and arrangements represented here on are property of VINAISAM design management.



Date to coordinate with key person

[illegible]


visiting card

Site / Project	
Responsible Person	
Contact Num	
Agency Name	
Work Starting Date	
Estimate Time	
Finishing Date	

All the agency's and vendors are responsible for their work and finishing level. They are committed to full fill the satisfactory levels and standards, if found not up to the mark. All the working details given are interconnected with all vendors and their respective work, so if found any mistaken in any once work because of someone else both will be responsible, and will be subject to design management decision.

Contractor sign

Drawing Board



Floor Plan



material and labour cost

[illegible]

Note

All levels given indicate level of finished floor level and all materials thickness need to substrate from the measurements.

All dimensions are to be read and not to be measured. Information on this drawing supersedes the in combination with all other architectural and engineering drawings related to the same sheet and any item on it. The architect- and engineer shall not be held responsible for any contradiction of any kind before construction begins.

All ideas design and arrangements represented here on are property of VINAISM design management.



[illegible]

Site / Project
Responsible Person
Contact Num
Agency Name
Work Starting Date
Estimate Time
Finishing Date

Contractor sign

This image shows a full page of blank graph paper. The grid consists of small, uniform squares formed by thin, light gray lines. There are no margins, text, or other markings on the page.

This detailed floor plan illustrates a 1000 sq. ft. house with 3 bedrooms and 3 bathrooms. The layout includes a Master bedroom, two Kids bedrooms, a Balcony, a Dining area, a Kitchen, a Drawing room, a Store room, a Vestibule, an Entrance, and three washrooms (K-wash room, M-wash room, C-washroom). It also features a Washbasin area and a Washyard.

[illegible]

All levels given indicate level of finished floor level and all materials thickness need to substrate from the measurements.

All dimensions are to be read and not to be measured.

Information on this drawing supersedes the in combination with all other architectural and engineering drawings related to the same sheet and any item on it.

The architect-engineer shall be responsible for any contradiction of any kind before construction begins.

All ideas design and arrangements represented here on are property of VINAISAM design management.



Scan to view 3D



General note & Disclaimers are on first page of this plan set.

VINA ISM assumes no responsibility for changes made to these plan by others and makes no warranties either expressed or implied, regarding these plans.

Copy right, Disclaimer and construction warning.

This plan is protected under Copyright Law. The plan may need to be adapted to local codes and conditions. Please see the first sheet of the plan for full copyright, disclaimer and construction warnings.

Date to coordinate with key person

[illegible]

visiting card

Site / Project

Responsible Person

Contact Num

Agency Name

Work Starting Date


Estimate Time

Finishing Date

All the agency's and vendors are responsible for their work and finishing level. They are committed to full fill the satisfactory levels and standards, if found not up to the mark. All the working details given are interconnected with all vendors and their respective work, so if found any mistaken in any once work because of someone else both will be responsible, and will be subject to design management decision.

Contractor sign

Drawing Board



Floor Plan



material and labour cost

[illegible]

Note

All levels given indicate level of finished floor level and all materials thickness need to substrate from the measurements.

All dimensions are to be read and not to be measured.

Information on this drawing supersedes the in combination with all other architectural and engineering drawings related to the same sheet and any item on it.

The architect-engineer must be informed about contradiction of any kind before construction begins.

All ideas design and arrangements represented here on are property of VINAISAM design management.



VINAISM

[illegible]

Site / Project
Responsible Person
Contact Num
Agency Name
Work Starting Date
Estimate Time
Finishing Date

Contractor sign

Drawing Board



Floor Plan



material and labour cost

Note

All levels given indicate level of finished floor level and all materials thickness need to substrate from the measurements.

All dimensions are to be read and not to be measured.

Information on this drawing supersedes the in combination with all other architectural and engineering drawings related to the same sheet and any item on it.

The architect-engineer shall not initiate any construction until a contradiction of any kind before construction begins.

All ideas design and arrangements represented here on are property of VINAIMP design management.



VINAISM

[illegible]

Site / Project
Responsible Person
Contact Num
Agency Name
Work Starting Date
Estimate Time
Finishing Date

VINAY DESIGN
 **studio**
 Let's add 'New' value to our valuables.

This image shows a full page of blank graph paper. The grid consists of small, uniform squares formed by thin, light gray lines. There are no margins, text, or other markings on the page.

This detailed floor plan illustrates a 1000 sq. ft. house with 3 bedrooms and 3 bathrooms. The layout includes a Master bedroom, two Kids bedrooms, a Dining area, Kitchen, Drawing room, and various washrooms and storage areas. The plan is color-coded and includes furniture placement, such as beds, sofas, and tables. A red star is placed in the Dining area, and a red arrow points to the Entrance.

Rooms and Features:

- Master bedroom:** Located at the bottom left, featuring a large bed and a wardrobe.
- Kids bedroom:** Located at the top left, featuring a bed and a wardrobe.
- Kids bedroom:** Located at the top right, featuring a bed and a wardrobe.
- Dining area:** Located in the center, featuring a round table and chairs.
- Kitchen:** Located at the bottom center, featuring a sink, stove, and refrigerator.
- Drawing room:** Located at the top right, featuring a large sofa and a patterned rug.
- Entrance:** Located at the bottom right, featuring a small table and chairs.
- Washroom:** Located at the top left, featuring a toilet and sink.
- Washroom:** Located at the top right, featuring a toilet and sink.
- Washroom:** Located at the bottom right, featuring a toilet and sink.
- Washbasin area:** Located in the center, featuring a sink and mirror.
- Store room:** Located at the bottom center, featuring a closet.
- Vestibule:** Located at the bottom right, featuring a small table and chairs.
- Washroom:** Located at the bottom left, featuring a toilet and sink.
- Washroom:** Located at the bottom right, featuring a toilet and sink.
- Washroom:** Located at the bottom right, featuring a toilet and sink.

[illegible]

All levels given indicate level of finished floor level and all materials thickness need to substrate from the measurements.

All dimensions are to be read and not to be measured.

Information on this drawing supersedes the in combination with all other architectural and engineering drawings related to the same sheet and any item on it.

The architect-engineer shall be responsible for the contradiction of any kind before construction begins.

All ideas design and arrangements represented here on are property of VINAISM design management.



VINAISM

Scan to view 3D



General note & Disclaimers are on first page of this plan set.

VINAISM assumes no responsibility for changes made to these plan by others and makes no warranties either expressed or implied, regarding these plans.

Copy right, Disclaimer and construction warning.

This plan is protected under Copyright Law. The plan may need to be adapted to local codes and conditions. Please see the first sheet of the plan for full copyright, disclaimer and construction warnings.

**Date to coordinate with
key person**

visiting card

Site / Project

Responsible Person

Contact Num

Agency Name

Work Starting Date


Estimate Time

Finishing Date

All the agency's and vendors are responsible for their work and finishing level. They are committed to full fill the satisfactory levels and standards, if found not up to the mark. All the working details given are interconnected with all vendors and their respective work, so if found any mistaken in any once work because of someone else both will be responsible, and will be subject to design management decision.

Contractor sign

Drawing Board



Floor Plan



material and labour cost

Note

All levels given indicate level of finished floor level and all materials thickness need to substrate from the measurements.

All dimensions are to be read and not to be measured.

Information on this drawing supersedes the in combination with all other architectural and engineering drawings related to the same sheet and any item on it.

The architect- engineer must be informed about contradiction of any kind before construction begins.

All ideas design and arrangements represented here on are property of VINAISM design management.



VINAISM

Scan to view 3D



General note & Disclaimers are on first page of this plan set.

VINAISM assumes no responsibility for changes made to these plan by others and makes no warranties either expressed or implied, regarding these plans.

Copy right, Disclaimer and construction warning.

This plan is protected under Copyright Law. The plan may need to be adapted to local codes and conditions. Please see the first sheet of the plan for full copyright, disclaimer and construction warnings.

**Date to coordinate with
key person**

visiting card

Site / Project

Responsible Person

Contact Num

Agency Name

Work Starting Date


Estimate Time

Finishing Date

All the agency's and vendors are responsible for their work and finishing level. They are committed to full fill the satisfactory levels and standards, if found not up to the mark. All the working details given are interconnected with all vendors and their respective work, so if found any mistaken in any once work because of someone else both will be responsible, and will be subject to design management decision.

Contractor sign

Drawing Board



Floor Plan



material and labour cost

Note

All levels given indicate level of finished floor level and all materials thickness need to substrate from the measurements.

All dimensions are to be read and not to be measured.

Information on this drawing supersedes the in combination with all other architectural and engineering drawings related to the same sheet and any item on it.

The architect- engineer must be informed about completion of any kind before construction begins.

All ideas design and arrangements represented here on are property of VINAISM design management.



VINAISM

Panorama Image
Interior Details
Kitchen Area

Date to coordinate with key person

[illegible]

visiting card

Site / Project
Responsible Person
Contact Num
Agency Name
Work Starting Date
Estimate Time
Finishing Date

All the agency's and vendors are responsible for their work and finishing level. They are committed to full fill the satisfactory levels and standards, if found not up to the mark. All the working details given are interconnected with all vendors and their respective work, so if found any mistaken in any once work because of someone else both will be responsible, and will be subject to design management decision.

Contractor sign

Drawing Board



Floor Plan



material and labour cost

[illegible]

Note

All levels given indicate level of finished floor level and all materials thickness need to substrate from the measurements.

All dimensions are to be read and not to be measured. Information on this drawing supersedes the in combination with all other architectural and engineering drawings related to the same sheet and any item on it. The architect - engineer must be informed about any contradiction of any kind before construction begins.

All ideas design and arrangements represented here on are property of VINAIMP design management.



VINAISM



Panorama Image
Interior Details
Kitchen Area

Mahender Ji Residence

Date to coordinate with key person

[illegible]


visiting card

Site / Project	
Responsible Person	
Contact Num	
Agency Name	
Work Starting Date	
Estimate Time	
Finishing Date	

All the agency's and vendors are responsible for their work and finishing level. They are committed to full fill the satisfactory levels and standards, if found not up to the mark. All the working details given are interconnected with all vendors and their respective work, so if found any mistaken in any once work because of someone else both will be responsible, and will be subject to design management decision.

Contractor sign

Drawing Board



Floor Plan



material and labour cost

This image shows a blank sheet of white paper with horizontal ruling lines. The lines are evenly spaced and run across the width of the page. There are no margins, text, or other markings on the paper.

Note

All levels given indicate level of finished floor level and all materials thickness need to substrate from the measurements.

All dimensions are to be read and not to be measured. Information on this drawing supersedes the in combination with all other architectural and engineering drawings related to the same sheet and any item on it. The architect - engineer must be informed about any contradiction of any kind before construction begins.

All ideas design and arrangements represented here on are property of VINAIMP design management.



[illegible]

Site / Project
Responsible Person
Contact Num
Agency Name
Work Starting Date
Estimate Time
Finishing Date

Contractor sign

This image shows a full page of blank graph paper. The grid consists of small, uniform squares formed by thin, light gray lines. There are no margins, text, or other markings on the page.

This detailed floor plan illustrates a 1200 sq. ft. residential property with four bedrooms and four bathrooms. The layout includes a Master bedroom, three additional bedrooms (one labeled 'kids bedroom', another 'Dini area', and a third 'Kid room'), a Drawing room, a Dining area, a Kitchen, a Store room, a Vestibule, an Entrance, and four washrooms (labeled 'K-wash room', 'M-wash room', 'washbasin area', and 'C-washroom'). The plan also features a Balcony, a Washyard, and a central courtyard area.

[illegible]

All levels given indicate level of finished floor level and all materials thickness need to substrate from the measurements.

All dimensions are to be read and not to be measured. Information on this drawing supersedes the in combination with all other architectural and engineering drawings related to the same sheet and any item on it.

The architect- engineer must be informed about contradiction of any kind before construction begins.

All ideas design and arrangements represented here on are property of VINAISD design management.



[illegible]

Site / Project
Responsible Person
Contact Num
Agency Name
Work Starting Date
Estimate Time
Finishing Date

Contractor sign

This image shows a full page of blank graph paper. The grid consists of small, uniform squares formed by thin, light gray lines. There are no margins, text, or other markings on the page.

This detailed floor plan shows a 3-bedroom house with a swimming pool and garden. The layout includes:

- Master bedroom:** Located at the bottom left, featuring a large bed, a wardrobe, and a private access to the swimming pool.
- Kids bedroom:** Located at the top left, featuring a bed, a wardrobe, and a private access to the swimming pool.
- Kid room:** Located at the top right, featuring a bed, a wardrobe, and a private access to the swimming pool.
- Bathrooms:** There are three bathrooms: a K-wash room (top left), an M-wash room (middle left), and a C-washroom (top right).
- Living and Dining Areas:** The central part of the house contains a large living area with a fireplace, a dining area with a round table, and a kitchen with a sink and stove.
- Outdoor Spaces:** The house has a swimming pool, a garden, and a covered area with a table and chairs.
- Other Rooms:** The plan also includes a drawing room, a store room, a vestibule, and an entrance.

[illegible]

All levels given indicate level of finished floor level and all materials thickness need to substrate from the measurements.

All dimensions are to be read and not to be measured. Information on this drawing supersedes the in combination with all other architectural and engineering drawings related to the same sheet and any item on it. The architect- engineer must be informed about contradiction of any kind before construction begins.

All ideas design and arrangements represented here on are property of VINAISD design management.



VINAISM

Date to coordinate with key person

[illegible]


visiting card

Site / Project
Responsible Person
Contact Num
Agency Name
Work Starting Date
Estimate Time
Finishing Date

All the agency's and vendors are responsible for their work and finishing level. They are committed to full fill the satisfactory levels and standards, if found not up to the mark. All the working details given are interconnected with all vendors and their respective work, so if found any mistaken in any once work because of someone else both will be responsible, and will be subject to design management decision.

Contractor sign

Drawing Board



Floor Plan



material and labour cost

This image shows a single page of white paper with horizontal blue or grey ruling lines. The lines are evenly spaced and run across the width of the page, leaving small margins at the top and bottom. There are no vertical margin lines, text, or other markings on the page.

Note

All levels given indicate level of finished floor level and all materials thickness need to substrate from the measurements.

All dimensions are to be read and not to be measured.

Information on this drawing supersedes the in combination with all other architectural and engineering drawings related to the same sheet and any item on it.

The architect is not responsible for any contradiction or contradiction of any kind before construction begins.

All ideas design and arrangements represented here on are property of VINAIMP design management.



VINAISM

[illegible]

Site / Project
Responsible Person
Contact Num
Agency Name
Work Starting Date
Estimate Time
Finishing Date

VINAY DESIGN
■ studio
 Let's add 'New' value to our valuables.

This image shows a full page of blank graph paper. The grid consists of small, uniform squares formed by thin, light gray lines. There are no margins, text, or other markings on the page.

This detailed floor plan illustrates a 1000 sq. ft. house with 3 bedrooms and 3 bathrooms. The layout is as follows:

- Master bedroom:** Located at the bottom left, featuring a large bed, a wardrobe, and a window seat.
- Kids bedroom:** Located at the top left, featuring a bed, a wardrobe, and a window seat.
- Kids bedroom:** Located at the top right, featuring a bed, a wardrobe, and a window seat.
- Balcony:** Located at the top center, featuring a table and chairs.
- Dining area:** Located in the center, featuring a round table and chairs.
- Kitchen:** Located at the bottom center, featuring a sink, stove, and refrigerator.
- Washbasin area:** Located between the Master bedroom and the Kitchen.
- Washyard:** Located at the bottom left, adjacent to the Master bedroom.
- Store room:** Located at the bottom right, adjacent to the Kitchen.
- Vestibule:** Located at the bottom right, adjacent to the Store room.
- Entrance:** Located at the bottom right, featuring a door and a small table.
- Drawing room:** Located at the top right, featuring a large sofa, a coffee table, and a fireplace.
- Washrooms:** There are three washrooms: K-wash room (top left), M-wash room (top left, adjacent to the Kids bedroom), and C-washroom (bottom right, adjacent to the Kids bedroom).

[illegible]

All levels given indicate level of finished floor level and all materials thickness need to substrate from the measurements.

All dimensions are to be read and not to be measured.

Information on this drawing supersedes the in combination with all other architectural and engineering drawings related to the same sheet and any item on it.

The architect-engineer assumes no responsibility for any contradiction of any kind before construction begins.

All ideas design and arrangements represented here on are property of VINAISM design management.



VINAISM

Scan to view 3D



General note & Disclaimers are on first page of this plan set.

VINAISM assumes no responsibility for changes made to these plan by others and makes no warranties either expressed or implied, regarding these plans.

Copy right, Disclaimer and construction warning.

This plan is protected under Copyright Law. The plan may need to be adapted to local codes and conditions. Please see the first sheet of the plan for full copyright, disclaimer and construction warnings.

**Date to coordinate with
key person**

[illegible]

visiting card

Site / Project

Responsible Person

Contact Num

Agency Name

Work Starting Date


Estimate Time

Finishing Date

All the agency's and vendors are responsible for their work and finishing level. They are committed to full fill the satisfactory levels and standards, if found not up to the mark. All the working details given are interconnected with all vendors and their respective work, so if found any mistaken in any once work because of someone else both will be responsible, and will be subject to design management decision.

Contractor sign

Drawing Board



Floor Plan



material and labour cost

[illegible]

Note

All levels given indicate level of finished floor level and all materials thickness need to substrate from the measurements.

All dimensions are to be read and not to be measured.

Information on this drawing supersedes the in combination with all other architectural and engineering drawings related to the same sheet and any item on it.

The architect- engineer must be informed about contradiction of any kind before construction begins.

All ideas design and arrangements represented here on are property of VINAISM design management.



VINAISM

Scan to view 3D



General note & Disclaimers are on first page of this plan set.

VINAISM assumes no responsibility for changes made to these plan by others and makes no warranties either expressed or implied, regarding these plans.

Copy right, Disclaimer and construction warning.

This plan is protected under Copyright Law. The plan may need to be adapted to local codes and conditions. Please see the first sheet of the plan for full copyright, disclaimer and construction warnings.

Date to coordinate with key person

[illegible]

visiting card

Site / Project

Responsible Person

Contact Num

Agency Name

Work Starting Date


Estimate Time

Finishing Date

All the agency's and vendors are responsible for their work and finishing level. They are committed to full fill the satisfactory levels and standards, if found not up to the mark. All the working details given are interconnected with all vendors and their respective work, so if found any mistaken in any once work because of someone else both will be responsible, and will be subject to design management decision.

Contractor sign

Drawing Board



Floor Plan



material and labour cost

[illegible]

Note

All levels given indicate level of finished floor level and all materials thickness need to substrate from the measurements.

All dimensions are to be read and not to be measured.

Information on this drawing supersedes the in combination with all other architectural and engineering drawings related to the same sheet and any item on it.

The architect- engineer must be informed about completion of any kind before construction begins.

All ideas design and arrangements represented here on are property of VINAISM design management.



VINAISM

Scan to view 3D



General note & Disclaimers are on first page of this plan set.

VINAISM assumes no responsibility for changes made to these plan by others and makes no warranties either expressed or implied, regarding these plans.

Copy right, Disclaimer and construction warning.

This plan is protected under Copyright Law. The plan may need to be adapted to local codes and conditions. Please see the first sheet of the plan for full copyright, disclaimer and construction warnings.

**Date to coordinate with
key person**

[illegible]

visiting card

Site / Project

Responsible Person

Contact Num

Agency Name

Work Starting Date


Estimate Time

Finishing Date

All the agency's and vendors are responsible for their work and finishing level. They are committed to full fill the satisfactory levels and standards, if found not up to the mark. All the working details given are interconnected with all vendors and their respective work, so if found any mistaken in any once work because of someone else both will be responsible, and will be subject to design management decision.

Contractor sign

Drawing Board



Floor Plan



material and labour cost

[illegible]

Note

All levels given indicate level of finished floor level and all materials thickness need to substrate from the measurements.

All dimensions are to be read and not to be measured.

Information on this drawing supersedes the in combination with all other architectural and engineering drawings related to the same sheet and any item on it.

The architect- engineer must be informed about contradiction of any kind before construction begins.

All ideas design and arrangements represented here on are property of VINAISM design management.



VINAISM

Thank you