



V I N A I S M

Independent Creativity

1158, 3rd floor Bank of India Building,  
Shakade share Na Nake Manek Chowk,  
Ahmedabad 380001, Gujarat - India  
e-mail: info@vinaism.com


## Shyam Gokulam

Parking Area  
Detail Drawings

BIKANER







# Shyam Gokulam

## Parking Area Detail Drawings

BIKANER

**Note**  
All levels given indicate level of finished floor level and all materials thickness need to substrate from the measurements.  
All dimensions are to be read and not to be measured  
Information on this drawing supersedes the in combination with all other architectural and engineering drawings related to the same sheet and any item on it.  
The architect- engineer must be informed about contradiction of any kind before construction begins.  
All ideas design and arrangements represented here on are property of V I N A I S M.

**General Notes & Disclaimers**  
Vinaism assumes no responsibility for changes made to these plan by others and makes no warranties either expressed or implied, regarding these plans.  
These drawing have been prepared to meet generally accepted professional standards and practices and have been developed without or reference to specific site of geographical area. Therefore, supplemental to these documents, it is owner and his/her builder's responsibility to follow the material and equipment manufacturer's instructions, and to use accepted standards for each building trade. Topographic and subsurface conditions should verified and foundation plan adapted accordingly. Before starting construction, the builder should check and be responsible for all dimensions and other details, and should review the plan for compliance with governing code requirements for the geographic area in which the house is to be built. All structural, mechanical and electrical requirements should also be reviewed before construction begins. Codes govern over drawings and dimensions govern over scale. The owner should check with the local building department to see if a professional stamp is required on the drawings for permit purposes. It is suggested that a local architect be retained to review and make any changes to insure that the plans meet the above requirements. Any use of this information without adaptation to changes in codes, standards, site conditions and other factors is at the owner's sole risk. Framed ideas assumes no responsibility for changes made to these plans by others and makes no warranties, either expressed or implied, regarding these plans. The owner agrees to defend and indemnify framed ideas for all claims, costs, losses or damages resulting from the use of this information.

Copy right, Disclaimer and construction warning.  
This plan is protected under Copyright Law. The plan may need to be adapted to local codes and conditions.



V I N A I S M  
Independent Creativity

1158, 3rd floor Bank of India Building,  
Shakade share Na Nake Manek Chowk,  
Ahmedabad 380001, Gujarat - India  
e- mail: info@vinaism.com

Site responsible  
person \_\_\_\_\_

Contect num \_\_\_\_\_

Contractor name \_\_\_\_\_

Work starting date \_\_\_\_\_

Time estimate \_\_\_\_\_

Finishing date \_\_\_\_\_

Contractor  
sign

V I N A I S M  
sign

Client  
sign

All the agency's and vendors are responsible for their work and finishing level.

They are committed to full fill the satisfactory levels and standards, if found not up to the mark.

All the working details given are interconnected with all vendors and their respective work, so if found any mistaken in any once work because of someone else both will be responsible, and will be subject to V I N A I S M decision.

Other

Type of work	Vendor name	Site Responsible Person	Contect num	working start and completing date	sign
Civil work					
Plumber					
Tile / flooring					
Electrical					
Carpenter					
Pop					
Paint / polish					
Glass					
M-fabrication					
Contractor					

GENERAL NOTES:

- a. Follow figured dimensions only.  
b. All Dimensions are in units as mentioned, unless otherwise specified.  
c. All Dimensions shown are finished dimensions.  
d. Read all related architectural ,structural and other services.  
e. Allow for wall finishes in the toilets while roughing in the dimensions of piping.  
i. 25mm from unplastered wall for plaster and tiling.  
ii. 5mm from rough plastered wall tiling.  
iii. 40mm from bare wall for marble/granite dado.  
iv. 30mm from rough plastered for marble/granite dado..  
f. Intimate the consultant's office regarding any changes required to be made due to site conditions, before proceeding with the execution of the work.  
g. Check all levels at site before commencing the execution.  
h. All levels are in meters.

Specification: Internal water supply piping - CPVC- pipes.

- a. All internal cold / hot water supply piping shall be CPVC Schedule -40 conforming to ASTM F-441 and fittings conforming to DIN 8079.  
b. Chases for internal water supply piping shall be made using cutting machine only, hand chistelling for chasing shall not be acceptable under any circumstances.  
c. The pipe chases for cold & hot water pipes shall be 25mm wide & 35mm deep from the rough plastered wall surfacefor 20mm diapipes.  
d. The corrections required in pipe routings, fixing of clamps for the water supply piping shall be made and tested before concealing the water pipes.  
e. The internal water supply piping shall be subjected to a hydraulic pressure test by applying 7kg/sq.cm pressure and observing for a duration of 24 hours. If there is any loss of pressure between 6 and 24 hours, the test is to be repeated after rectification of the leakages in the piping.  
f. Holes required for the water pipe to connect to the vertical in ducts shall be made using drilling machines upto 40mm diameter and with core cutters for higher diameters.  
g. The outlets of tap fittings shall be plugged using PVC plugs after testing.  
h. The operating spindles of concealed fittings such as flush valves, stop cocks, divertors etc., shall be covered with polystyrene (thermocole) / plastic covers and thin operating needles / assemblies to be removed, the same can be refixed later during finishing.  
i. All CPVC threaded outlets shall be fixed properly using clamps and CM 1:2 while concealing.  
j. Colour pigment cement mortar of proportion 1:4 shall be used for concealling CPVC pipes.  
k. All internal water supply piping shall be at 400mm for cold and hot water pipes / 500mm, 1200mm for flush water: the level of horizontal pipe run for cold and hot water shall be decided at site with minimum number of cross overs.  
l. The jointing of pipes is by solvent cement or all - purpose cement conforming to ASTM F- 493.

Specification: Internal sanitary piping system.-PVC SWR pipes.

- ALL internal sanitary pipes and fittings shall be of PVC SWR type 'A'(4kg/sq.cm) class suitable for jointing with solvent cement.  
b. The pipes and fittings shall be stored in shade away from direct sunlight on level surface and covered using a plastic film/Weather proof cloth.  
c. The solvent used for jointing shall be as per manufacturer's recommendations. The solvent shall be stored in a cool dark place.The solvent used shall not be more than 6 months old (from the date of manufacture).  
d. The solvent decanted from a large can into small cans shall not be used for more than one day. The solvent bottle shall at all times be kept tightly capped to avoid solvent's in the solvent cement from vaporising.  
e. The pipes shall be cut square using hacksaw and end bevelled.The surface of the pipe & inner surface of the fittings shall be cleaned using mild soap, the surface allowed to dry before jointing.  
f. Slovent cement shall be applied in thin coats over both the pipe surface and the inner surface of the fitting.  
g. The formation of pipe sockets by heating the pipe is not acceptable under any circumstances.Couplers can be used to make joints of plan barrel pipes and fittings.  
h. The sanitary piping on completion shall be filled with water by capping the outer ends and testing for water tightness. The piping shall be filled with water for a duration of 24 hours and tested. In case there is no leaks or sweating observed at joints, the piping can be encased in concrete.  
i. The piping shall under no event be disturbed during encasing after the water tightness testing is found to be satisfactory.  
j. Bores & holes required in the slabs & beams for sanitary piping shall be made by placing one size higher diameter PVC pipe during concreting or made using core cutters.  
k. The surface of the pipe to be grouted in the slab/beam bores/cutouts shall be made rough by filling the surface or by applying a thin coat of solvent cement and sprinkling fine sand on the surface of the pipe to ensure proper adhesion with the grout.  
l. Broes and slabs shall be pressure grouted using non shrink grouts/PVC rings & non shrink grouts.  
m. The floor traps shall be fixed perfectly flat to ensure proper water seal.  
n. The soil & waste pipes shall be laid parallel to each other, in the event they are to cross over, care to be exercised to lay them in such a manner to acheive proper slopes.  
o. Slopes for internal sanitary piping:  
For 75mm pipe-1:40  
For 110mm pipe-1:60

General electrical notes

- All wiring has to be carried out in concealed manner.  
SBs in kitchen, pantry and toilet may vary as per tiles dado details on wall.  
MCB - DB shall be ready made type, double door, PPI type, powder coated with top at 1800mm from F.F.L. The D.B. Shall be earthed by 2 nos, 8 swg cu wire.  
All wiring shall be carried in rigid PVC pipe of medium duty having wall thick. Of 1.5mm for slab and walls. The conduit and accessories shall be joined with PVC solution applied on roughened surface.  
Wiring for computer, telephone and television should be carried in seperate conduits from electrical distribution.  
All PVC pipes for computer, telephone and television should be laid in floor.  
Each phase shall be wired in seperate conduit from MCB.  
The wiring should be carried out with standard colour coding.  
Computer 7 internet data wire should be cat-6.  
Telephone wire should be cat-5.  
T.V. Wire should be rg-6.  
All levels fo SBs are bottom level and from F.F.L



V I N A I S M  
Independent Creativity

1158, 3rd floor Bank of India Building,  
Shakade share Na Nake Manek Chowk,  
Ahmedabad 380001, Gujarat - India  
e- mail: info@vinaism.com

Shyam  
Gokulam

Parking Area  
Detail Drawings

BIKANER

VINAY DESIGN

■ studio

Let's add 'New' value to our valuables.

General note & Disclaimers are on first page of this plan set.

V I N A I S M assumes no responsibility for changes made to these plan by others and makes no warranties either expressed or implied, regarding these plans.  
Copy right, Disclaimer and construction warning.  
This plan is protected under Copyright Law. The plan may need to be adapted to local codes and conditions. Please see the first sheet of the plan for full copyright, disclaimer and construction warnings.

Note

All levels given indicate level of finished floor level and all materials thickness need to substrate from the measurements.  
All dimensions are to be read and not to be measured.  
Information on this drawing supersedes the in combination with all other architectural and engineering drawings related to the same sheet and any item on it.  
The architect- engineer must be informed about contradiction of any kind before construction begins.  
All ideas design and arrangements represented here on are property of vinay designs.

PAGE DESCRIPTION



Floor plan  
Structure plan  
Exterior design  
Civil work  
Fabrication  
Plumbing  
Flooring / Tilting  
Electrical  
Pop  
Carpentry work  
Glass work

Concept Drawing

Working Drawing

PROJECT TITLE  
Location

Shyam Gokulam  
Bikaner

North

May - 23 - 2019



Parking place



Event place



General note & Disclaimers are on first page of this plan set.

VINAY DESIGN assumes no responsibility for changes made to these plan by others and makes no warranties either expressed or implied, regarding these plans. Copy right, Disclaimer and construction warning. This plan is protected under Copyright Law. The plan may need to be adapted to local codes and conditions. Please see the first sheet of the plan for full copyright, disclaimer and construction warnings.

Note

All levels given indicate level of finished floor level and all materials thickness need to substrate from the measurements.

All dimensions are to be read and not to be measured.

Information on this drawing supersedes the in combination with all other architectural and engineering drawings related to the same sheet and any item on it.

The architect- engineer must be informed about contradiction of any kind before construction begins.

All ideas design and arrangements represented here on are property of vinay designs.

PAGE DESCRIPTION



	Concept Drawing	Working Drawing
Floor plan	<input type="checkbox"/>	<input type="checkbox"/>
Structure plan	<input type="checkbox"/>	<input type="checkbox"/>
Exterior design	<input type="checkbox"/>	<input type="checkbox"/>
Civil work	<input type="checkbox"/>	<input type="checkbox"/>
Fabrication	<input type="checkbox"/>	<input type="checkbox"/>
Plumbing	<input type="checkbox"/>	<input type="checkbox"/>
Flooring / Tilting	<input type="checkbox"/>	<input type="checkbox"/>
Electrical	<input type="checkbox"/>	<input type="checkbox"/>
Pop	<input type="checkbox"/>	<input type="checkbox"/>
Carpentry work	<input type="checkbox"/>	<input type="checkbox"/>
Glass work	<input type="checkbox"/>	<input type="checkbox"/>

PROJECT TITLE  
Location

Shyam Gokulam  
Bikaner

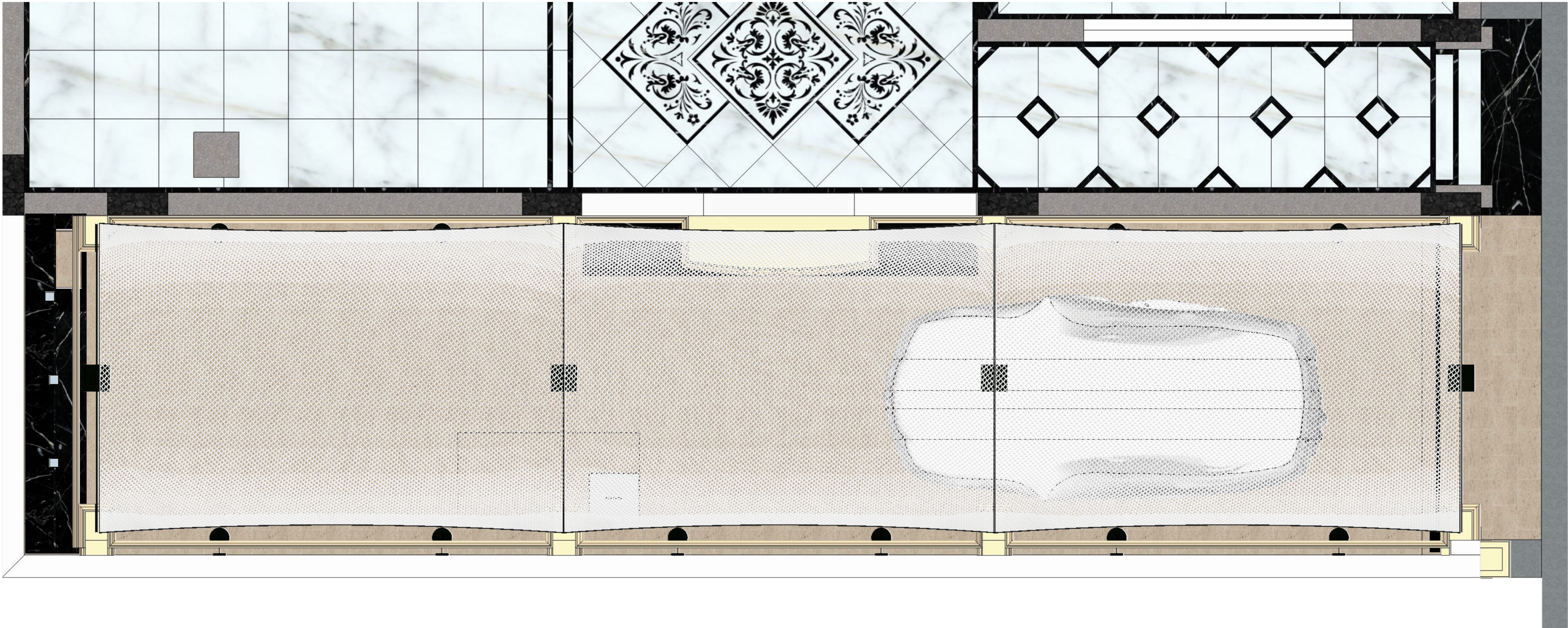
May - 23 - 2019



Page no

000 - A





VINAYSM

General note & Disclaimers are on first page of this plan set.

VINAYSM assumes no responsibility for changes made to these plan by others and makes no warranties either expressed or implied, regarding these plans. Copy right, Disclaimer and construction warning. This plan is protected under Copyright Law. The plan may need to be adapted to local codes and conditions. Please see the first sheet of the plan for full copyright, disclaimer and construction warnings.

Note  
All levels given indicate level of finished floor level and all materials thickness need to substrate from the measurements.  
All dimensions are to be read and not to be measured.  
Information on this drawing supersedes the in combination with all other architectural and engineering drawings related to the same sheet and any item on it.  
The architect- engineer must be informed about contradiction of any kind before construction begins.  
All ideas design and arrangements represented here on are property of vinay designs.

PAGE DESCRIPTION



	Concept Drawing	Working Drawing
Floor plan	<input type="checkbox"/>	<input type="checkbox"/>
Structure plan	<input type="checkbox"/>	<input type="checkbox"/>
Exterior design	<input type="checkbox"/>	<input type="checkbox"/>
Civil work	<input type="checkbox"/>	<input type="checkbox"/>
Fabrication	<input type="checkbox"/>	<input type="checkbox"/>
Plumbing	<input type="checkbox"/>	<input type="checkbox"/>
Flooring / Tilting	<input type="checkbox"/>	<input type="checkbox"/>
Electrical	<input type="checkbox"/>	<input type="checkbox"/>
Pop	<input type="checkbox"/>	<input type="checkbox"/>
Carpentry work	<input type="checkbox"/>	<input type="checkbox"/>
Glass work	<input type="checkbox"/>	<input type="checkbox"/>

PROJECT TITLE  
Location

Shyam Gokulam  
Bikaner

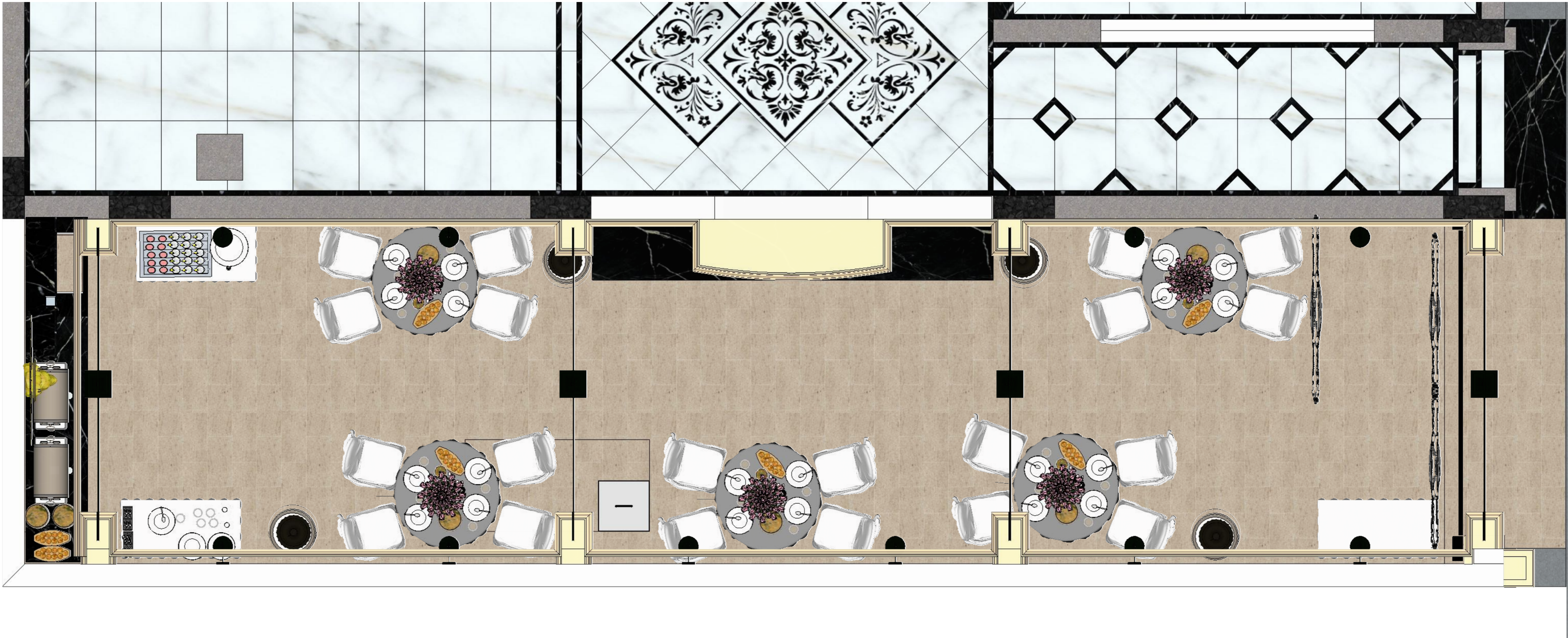


May - 23 - 2019

Page no

001 - A





VINAYISM

General note & Disclaimers are on first page of this plan set.

VINAYISM assumes no responsibility for changes made to these plan by others and makes no warranties either expressed or implied, regarding these plans. Copy right, Disclaimer and construction warning. This plan is protected under Copyright Law. The plan may need to be adapted to local codes and conditions. Please see the first sheet of the plan for full copyright, disclaimer and construction warnings.

Note  
All levels given indicate level of finished floor level and all materials thickness need to substrate from the measurements.  
All dimensions are to be read and not to be measured.  
Information on this drawing supersedes the in combination with all other architectural and engineering drawings related to the same sheet and any item on it.  
The architect- engineer must be informed about contradiction of any kind before construction begins.  
All ideas design and arrangements represented here on are property of vinay designs.

PAGE DESCRIPTION



	Concept Drawing	Working Drawing
Floor plan	<input type="checkbox"/>	<input type="checkbox"/>
Structure plan	<input type="checkbox"/>	<input type="checkbox"/>
Exterior design	<input type="checkbox"/>	<input type="checkbox"/>
Civil work	<input type="checkbox"/>	<input type="checkbox"/>
Fabrication	<input type="checkbox"/>	<input type="checkbox"/>
Plumbing	<input type="checkbox"/>	<input type="checkbox"/>
Flooring / Tilting	<input type="checkbox"/>	<input type="checkbox"/>
Electrical	<input type="checkbox"/>	<input type="checkbox"/>
Pop	<input type="checkbox"/>	<input type="checkbox"/>
Carpentry work	<input type="checkbox"/>	<input type="checkbox"/>
Glass work	<input type="checkbox"/>	<input type="checkbox"/>

PROJECT TITLE  
Location

Shyam Gokulam  
Bikaner

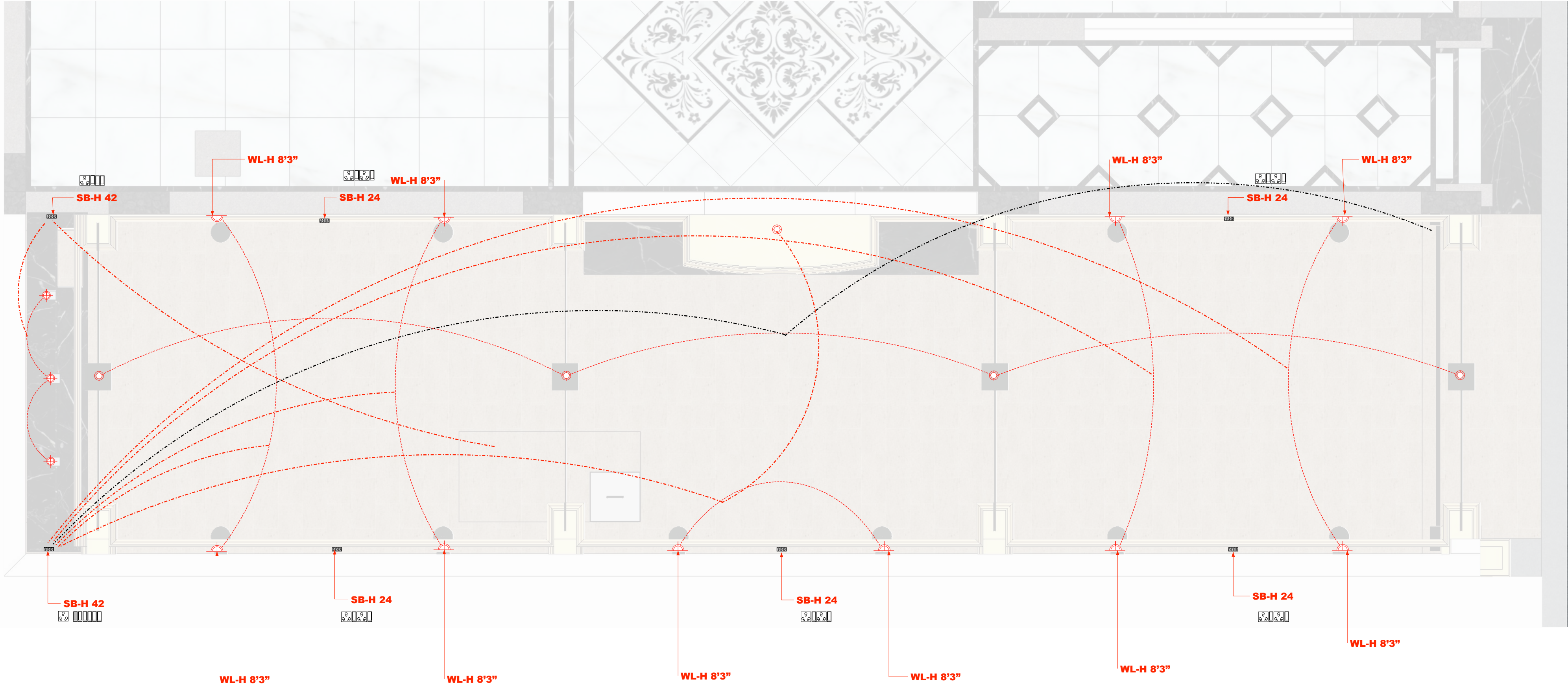
May - 23 - 2019



Page no

002 - A





General note & Disclaimers are on first page of this plan set.

V I N A I S M assumes no responsibility for changes made to these plan by others and makes no warranties either expressed or implied, regarding these plans.  
Copy right, Disclaimer and construction warning.  
This plan is protected under Copyright Law. The plan may need to be adapted to local codes and conditions. Please see the first sheet of the plan for full copyright, disclaimer and construction warnings.

Note  
All levels given indicate level of finished floor level and all materials thickness need to substrate from the measurements.  
All dimensions are to be read and not to be measured.  
Information on this drawing supersedes the in combination with all other architectural and engineering drawings related to the same sheet and any item on it.  
The architect- engineer must be informed about contradiction of any kind before construction begins.  
All ideas design and arrangements represented here on are property of vinay designs.

PAGE DESCRIPTION



	Concept Drawing
Floor plan	<input type="checkbox"/>
Structure plan	<input type="checkbox"/>
Exterior design	<input type="checkbox"/>
Civil work	<input type="checkbox"/>
Fabrication	<input type="checkbox"/>
Plumbing	<input type="checkbox"/>
Flooring / Tilting	<input type="checkbox"/>
Electrical	<input type="checkbox"/>
Pop	<input type="checkbox"/>
Carpentry work	<input type="checkbox"/>
Glass work	<input type="checkbox"/>

	Working Drawing
	<input type="checkbox"/>
	<input type="checkbox"/>
	<input type="checkbox"/>
	<input type="checkbox"/>
	<input type="checkbox"/>
	<input type="checkbox"/>
	<input type="checkbox"/>
	<input type="checkbox"/>
	<input type="checkbox"/>
	<input type="checkbox"/>

PROJECT TITLE  
Location

Shyam Gokulam  
Bikaner

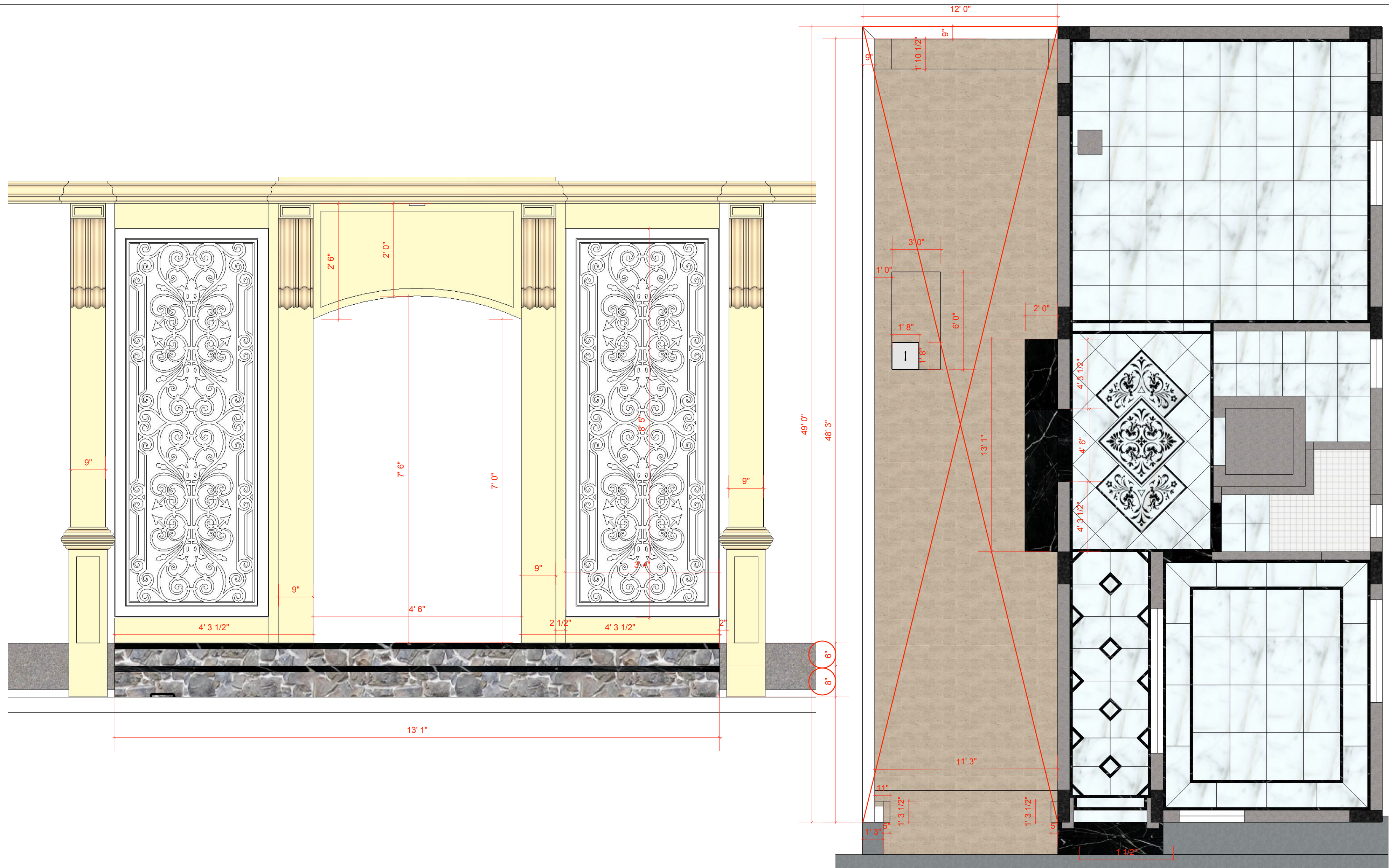
May - 23 - 2019



Page no

003 - A





General note & Disclaimers are on first page of this plan set.

VINAYISM assumes no responsibility for changes made to these plan by others and makes no warranties either expressed or implied, regarding these plans. Copy right, Disclaimer and construction warning. This plan is protected under Copyright Law. The plan may need to be adapted to local codes and conditions. Please see the first sheet of the plan for full copyright, disclaimer and construction warnings.

Note  
All levels given indicate level of finished floor level and all materials thickness need to substrate from the measurements.  
All dimensions are to be read and not to be measured.  
Information on this drawing supersedes the in combination with all other architectural and engineering drawings related to the same sheet and any item on it.  
The architect- engineer must be informed about contradiction of any kind before construction begins.  
All ideas design and arrangements represented here on are property of vinay designs.

PAGE DESCRIPTION



Floor plan  
Structure plan  
Exterior design  
Civil work  
Fabrication  
Plumbing  
Flooring / Tilting  
Electrical  
Pop  
Carpentry work  
Glass work

Concept Drawing

Working Drawing

PROJECT TITLE  
Location

Shyam Gokulam  
Bikaner

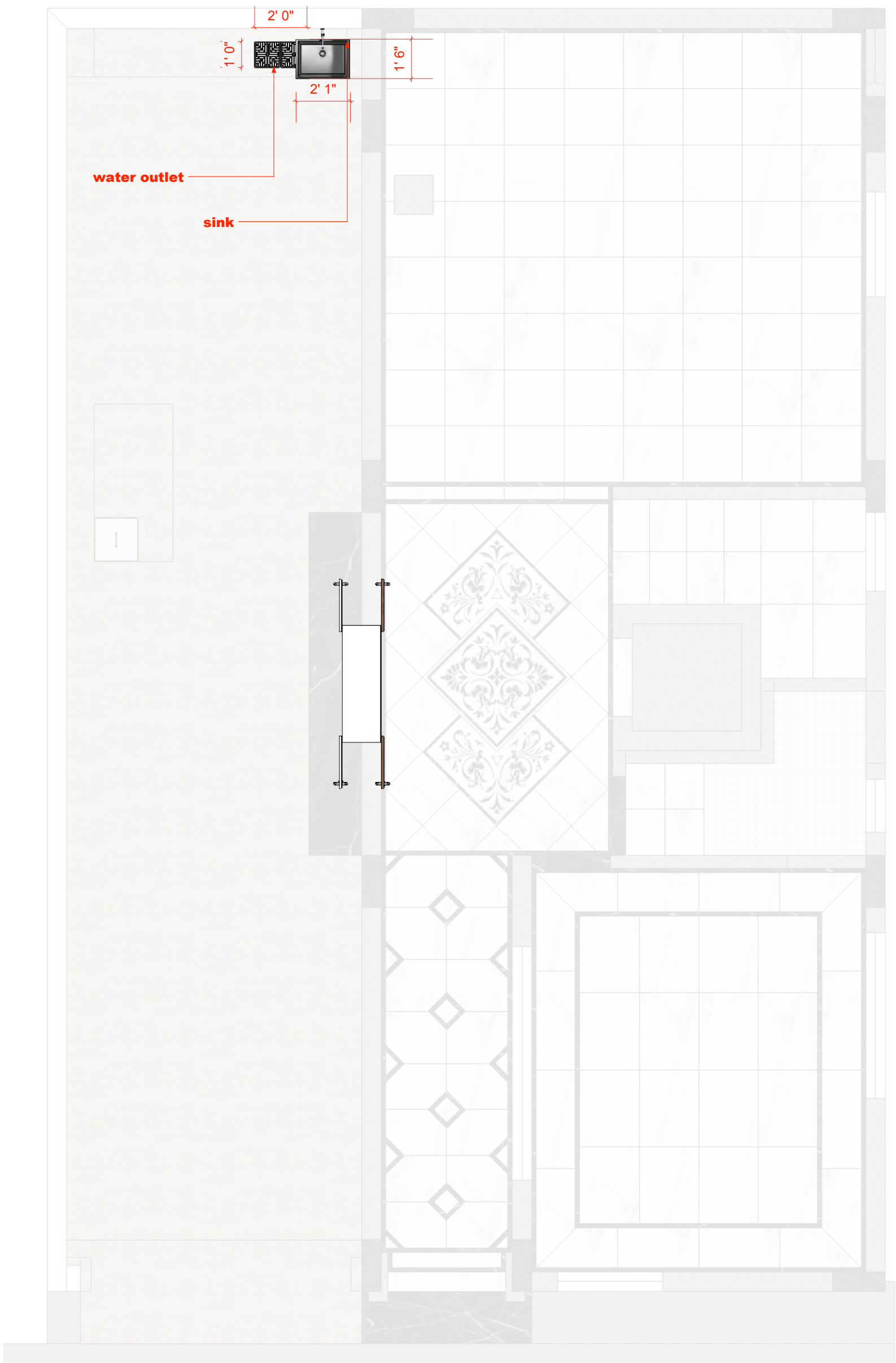
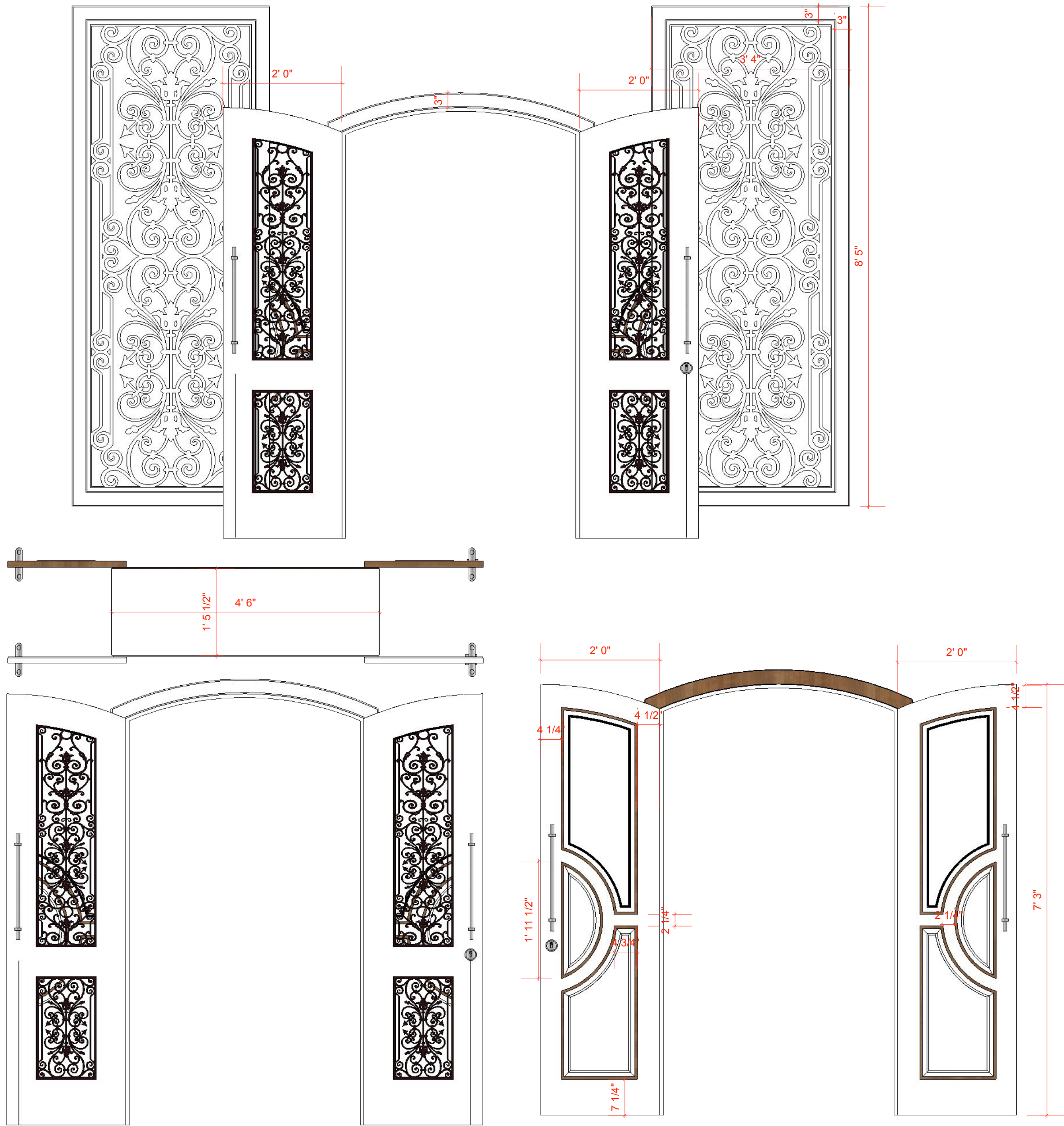


May - 23 - 2019

Page no

004 - A





VINAY DESIGN  
■ studio  
Let's add 'New' value to our valuables.

**MainDoor**  
Inside and outside Door

General note & Disclaimers are on first page of this plan set.

V I N A I S M assumes no responsibility for changes made to these plan by others and makes no warranties either expressed or implied, regarding these plans.  
Copy right, Disclaimer and construction warning.  
This plan is protected under Copyright Law. The plan may need to be adapted to local codes and conditions. Please see the first sheet of the plan for full copyright, disclaimer and construction warnings.

Note  
All levels given indicate level of finished floor level and all materials thickness need to substrate from the measurements.  
All dimensions are to be read and not to be measured.  
Information on this drawing supersedes the in combination with all other architectural and engineering drawings related to the same sheet and any item on it.  
The architect- engineer must be informed about contradiction of any kind before construction begins.  
All ideas design and arrangements represented here on are property of vinay designs.

PAGE DESCRIPTION



- Floor plan
- Structure plan
- Exterior design
- Civil work
- Fabrication
- Plumbing
- Flooring / Tilting
- Electrical
- Pop
- Carpentry work
- Glass work

Concept Drawing

Working Drawing

**PROJECT TITLE**  
Location

**Shyam Gokulam**  
Bikaner

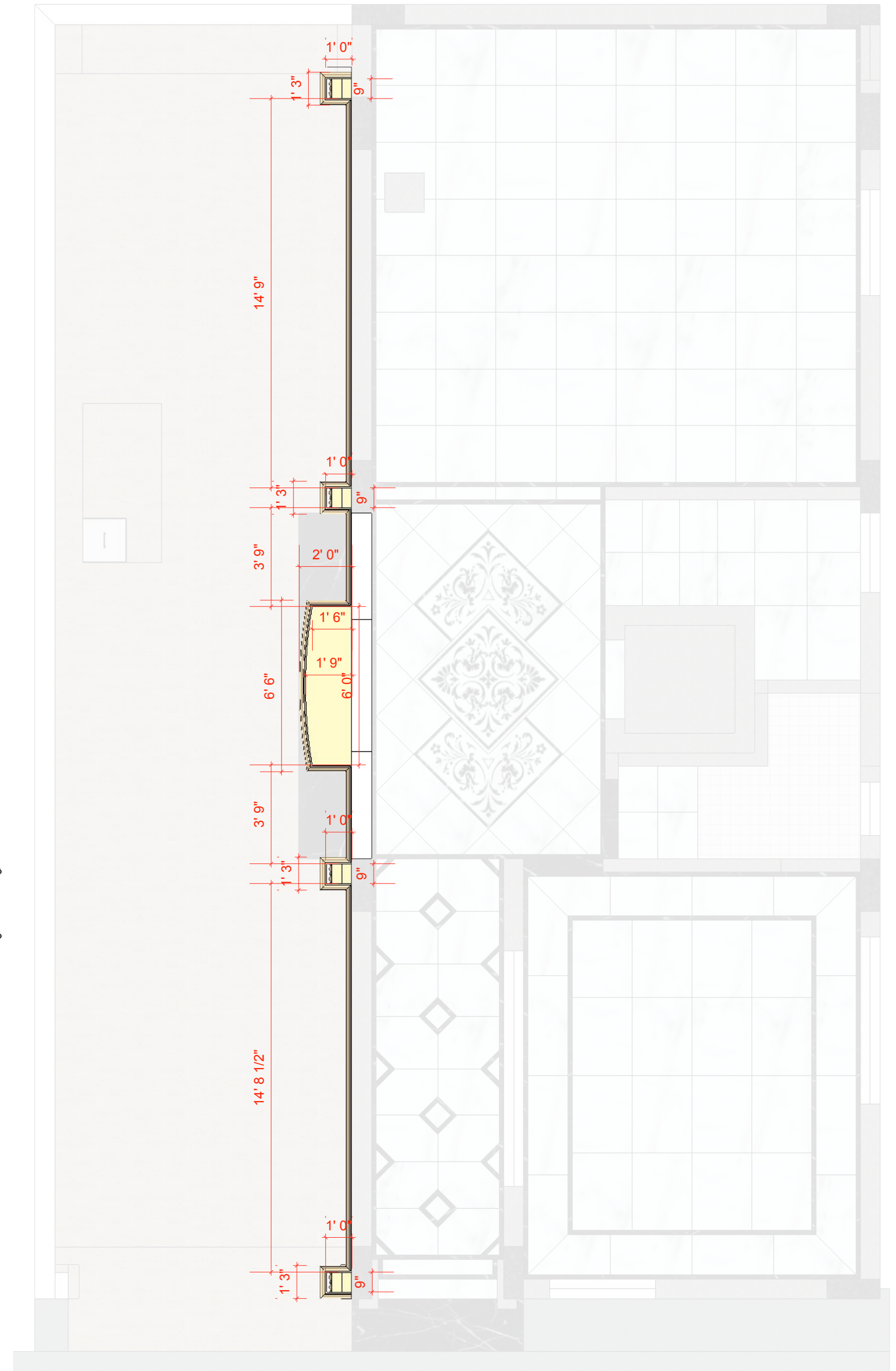
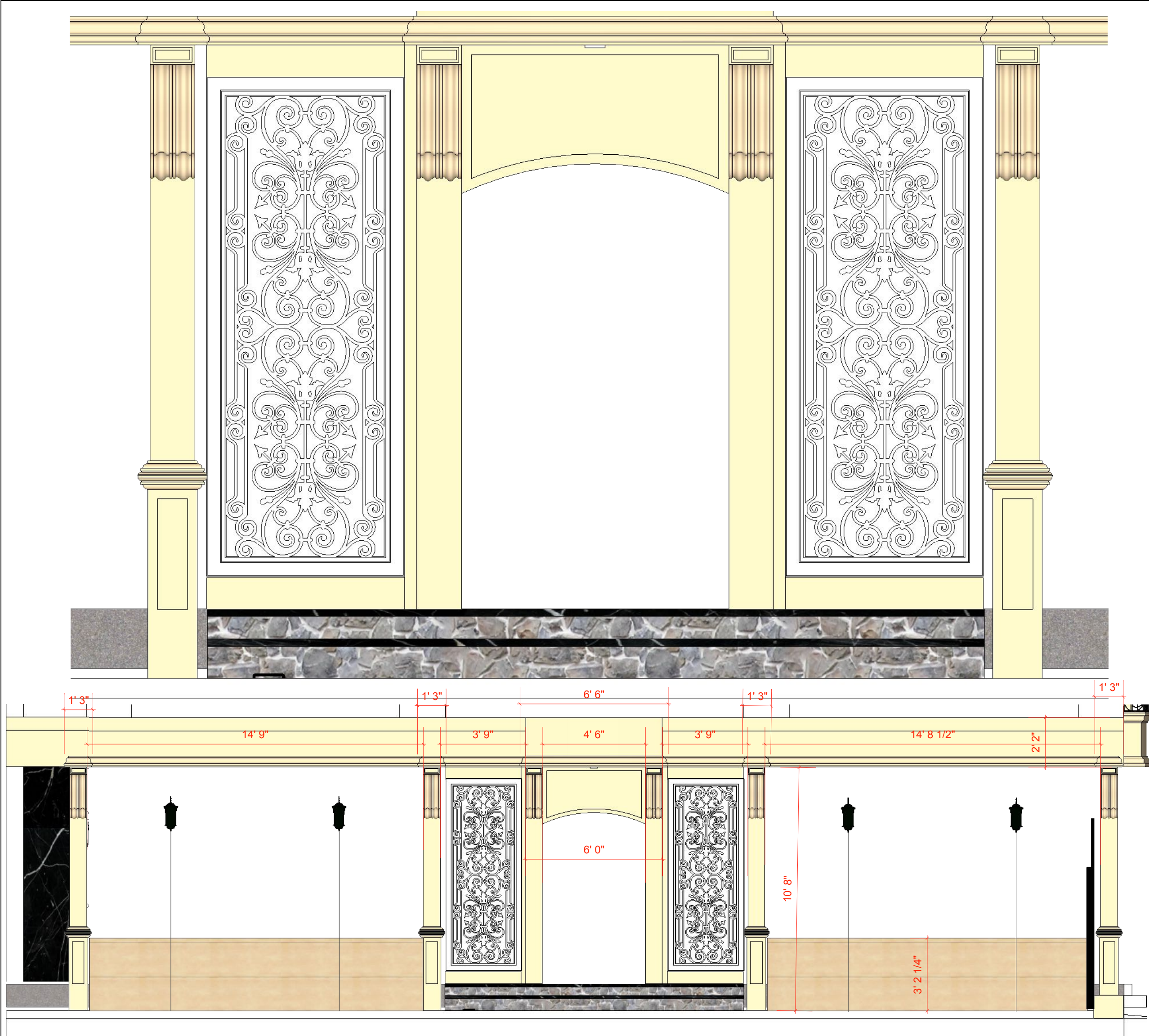


May - 23 - 2019

Page no

005 - A





Right side wall  
Parking area

General note & Disclaimers are on first page of this plan set.

VINAYISM assumes no responsibility for changes made to these plan by others and makes no warranties either expressed or implied, regarding these plans. Copy right, Disclaimer and construction warning. This plan is protected under Copyright Law. The plan may need to be adapted to local codes and conditions. Please see the first sheet of the plan for full copyright, disclaimer and construction warnings.

Note  
All levels given indicate level of finished floor level and all materials thickness need to substrate from the measurements.  
All dimensions are to be read and not to be measured.  
Information on this drawing supersedes the in combination with all other architectural and engineering drawings related to the same sheet and any item on it.  
The architect- engineer must be informed about contradiction of any kind before construction begins.  
All ideas design and arrangements represented here on are property of vinay designs.

PAGE DESCRIPTION



Floor plan  
Structure plan  
Exterior design  
Civil work  
Fabrication  
Plumbing  
Flooring / Tilting  
Electrical  
Pop  
Carpentry work  
Glass work

Concept Drawing

Working Drawing

PROJECT TITLE  
Location

Shyam Gokulam  
Bikaner

May - 23 - 2019



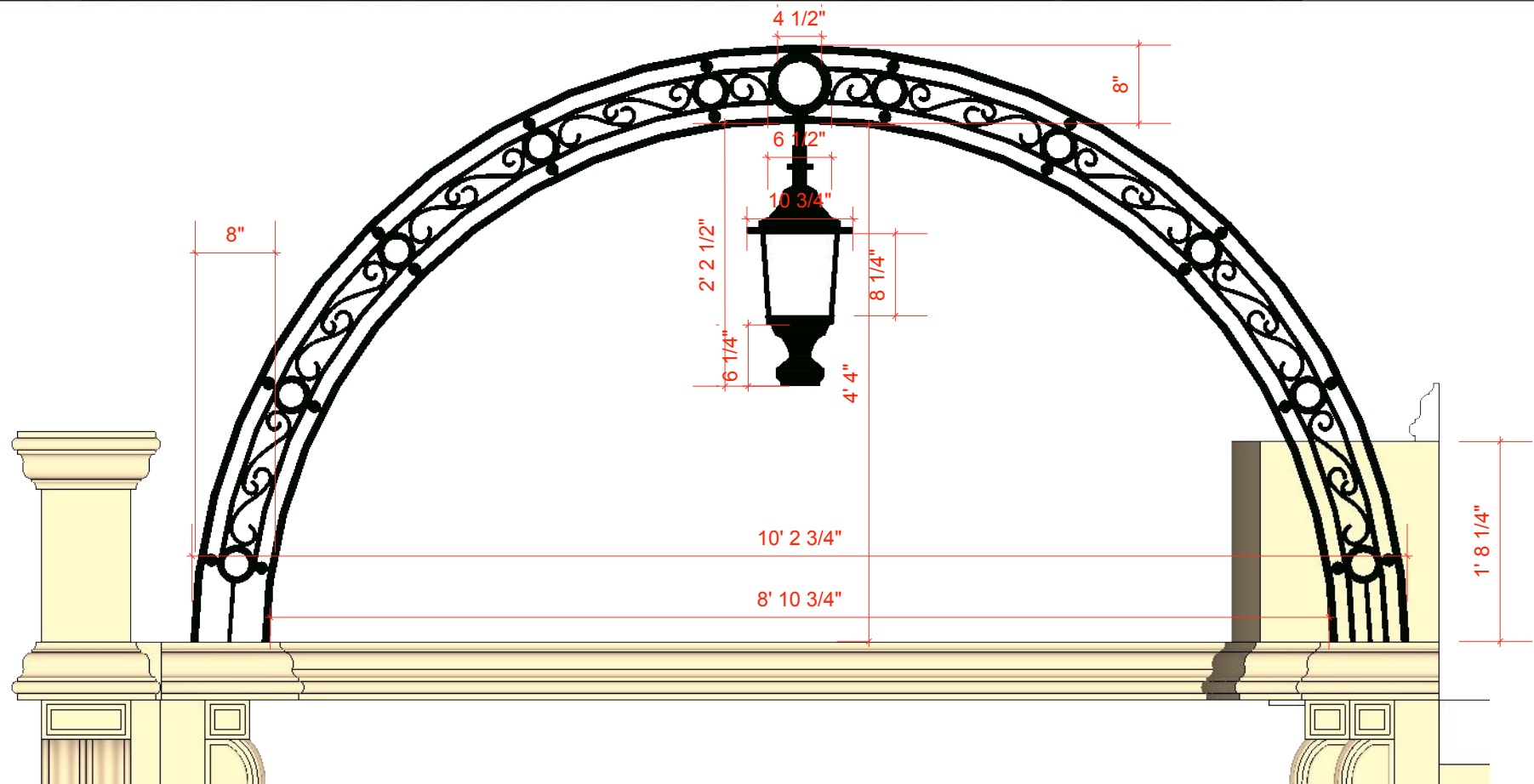
Page no

006 - A

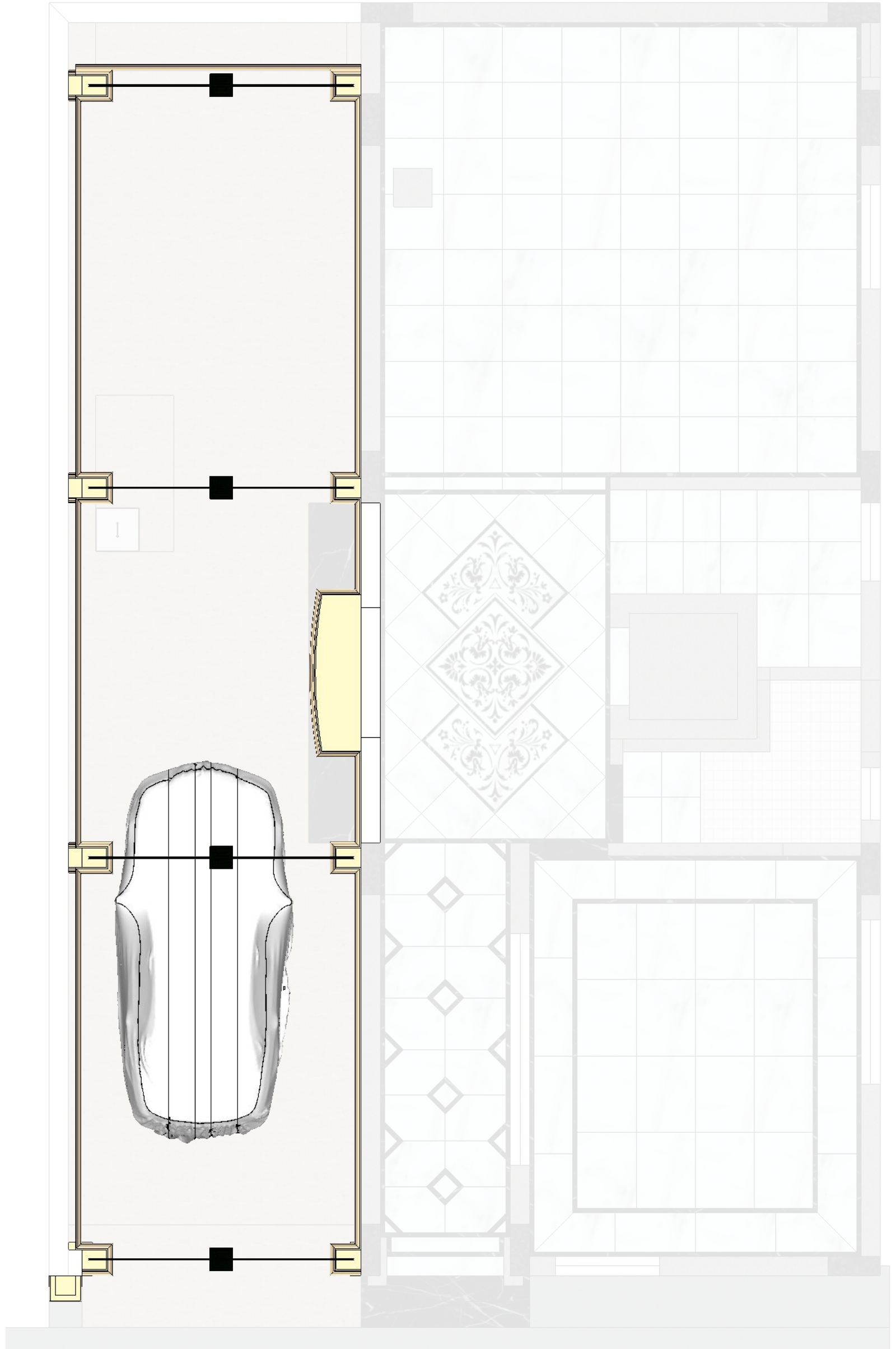








VINAY DESIGN  
■ studio  
Let's add 'New' value to our valuables.



**Metal frame**  
Parking area

General note & Disclaimers are on first page of this plan set.

VINAYISM assumes no responsibility for changes made to these plan by others and makes no warranties either expressed or implied, regarding these plans.  
Copy right, Disclaimer and construction warning.  
This plan is protected under Copyright Law. The plan may need to be adapted to local codes and conditions. Please see the first sheet of the plan for full copyright, disclaimer and construction warnings.

Note  
All levels given indicate level of finished floor level and all materials thickness need to substrate from the measurements.  
All dimensions are to be read and not to be measured.  
Information on this drawing supersedes the in combination with all other architectural and engineering drawings related to the same sheet and any item on it.  
The architect- engineer must be informed about contradiction of any kind before construction begins.  
All ideas design and arrangements represented here on are property of vinay designs.

PAGE DESCRIPTION



Floor plan  
Structure plan  
Exterior design  
Civil work  
Fabrication  
Plumbing  
Flooring / Tilting  
Electrical  
Pop  
Carpentry work  
Glass work

Concept Drawing  
Working Drawing

**PROJECT TITLE**  
Location

**Shyam Gokulam**  
Bikaner

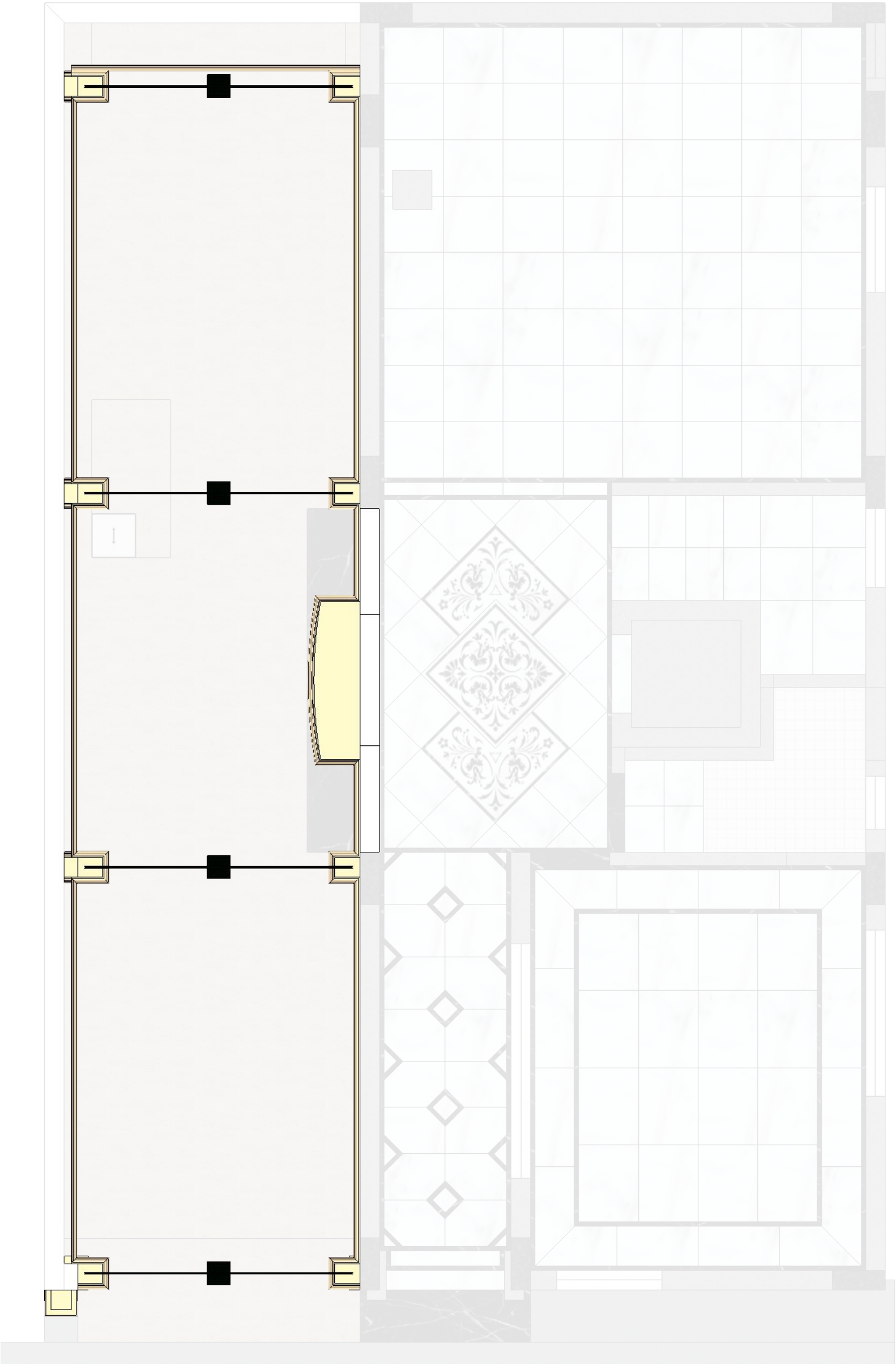
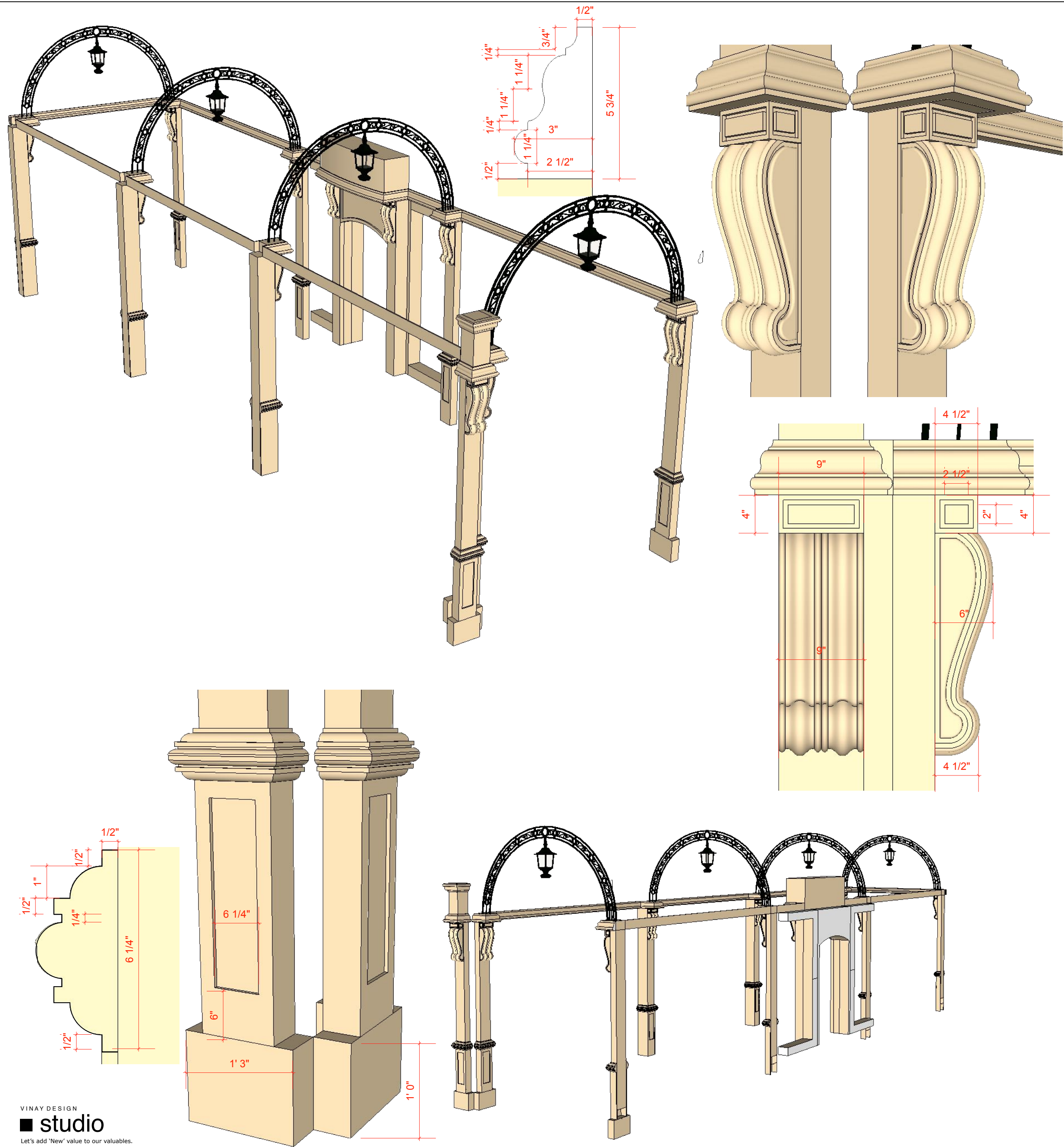
May - 23 - 2019



Page no

008 - A





**Metal frame with pillar**  
Parking area

VINAY DESIGN  
■ studio  
Let's add 'New' value to our valuables.

General note & Disclaimers are on first page of this plan set.

VINAY DESIGN assumes no responsibility for changes made to these plans by others and makes no warranties either expressed or implied, regarding these plans. Copy right, Disclaimer and construction warning. This plan is protected under Copyright Law. The plan may need to be adapted to local codes and conditions. Please see the first sheet of the plan for full copyright, disclaimer and construction warnings.

Note  
All levels given indicate level of finished floor level and all materials thickness need to substrate from the measurements.  
All dimensions are to be read and not to be measured.  
Information on this drawing supersedes the in combination with all other architectural and engineering drawings related to the same sheet and any item on it.  
The architect- engineer must be informed about contradiction of any kind before construction begins.  
All ideas design and arrangements represented here on are property of vinay designs.

PAGE DESCRIPTION



Concept Drawing	Working Drawing
Floor plan	□
Structure plan	□
Exterior design	□
Civil work	□
Fabrication	□
Plumbing	□
Flooring / Tilting	□
Electrical	□
Pop	□
Carpentry work	□
Glass work	□

**PROJECT TITLE**  
Location

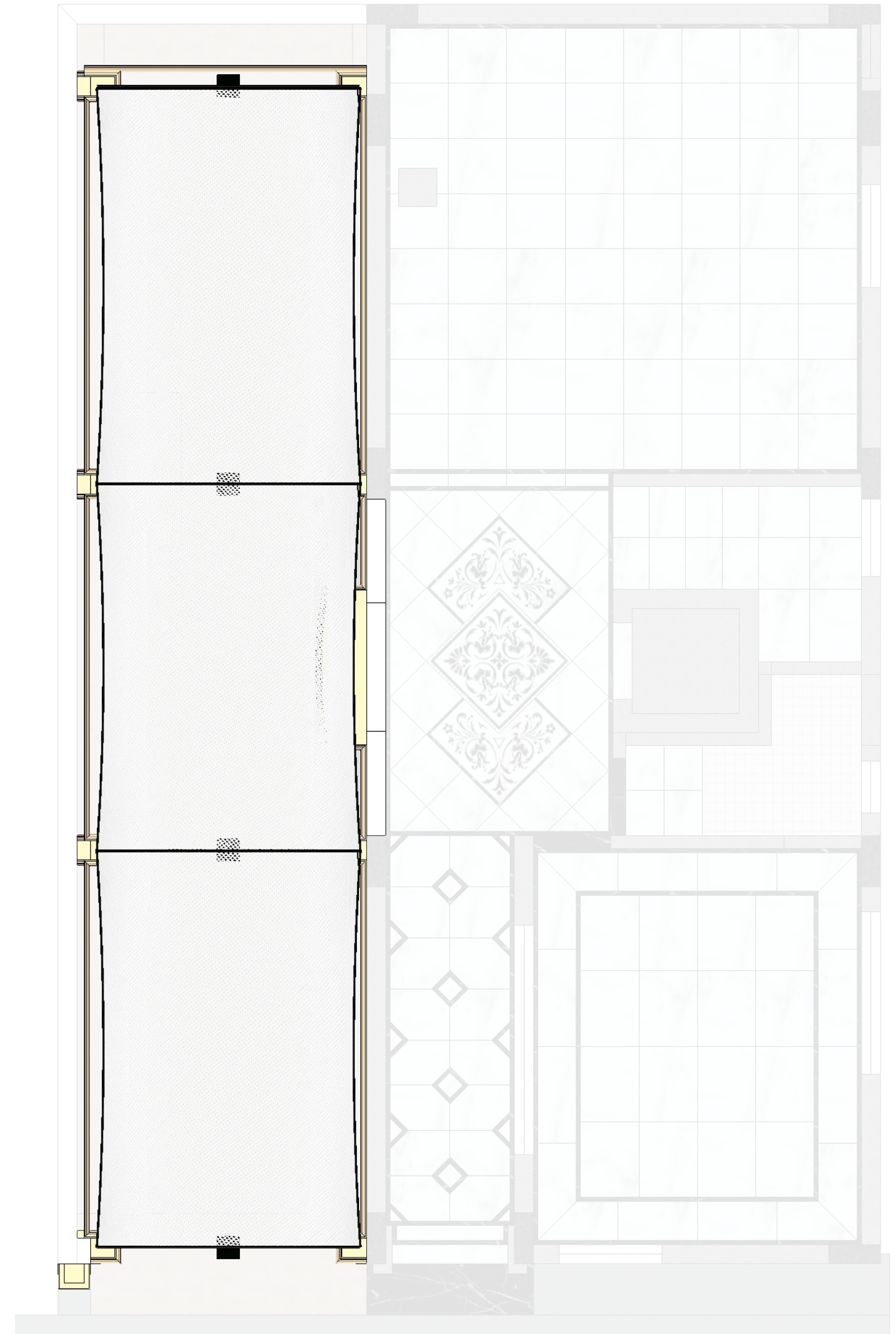
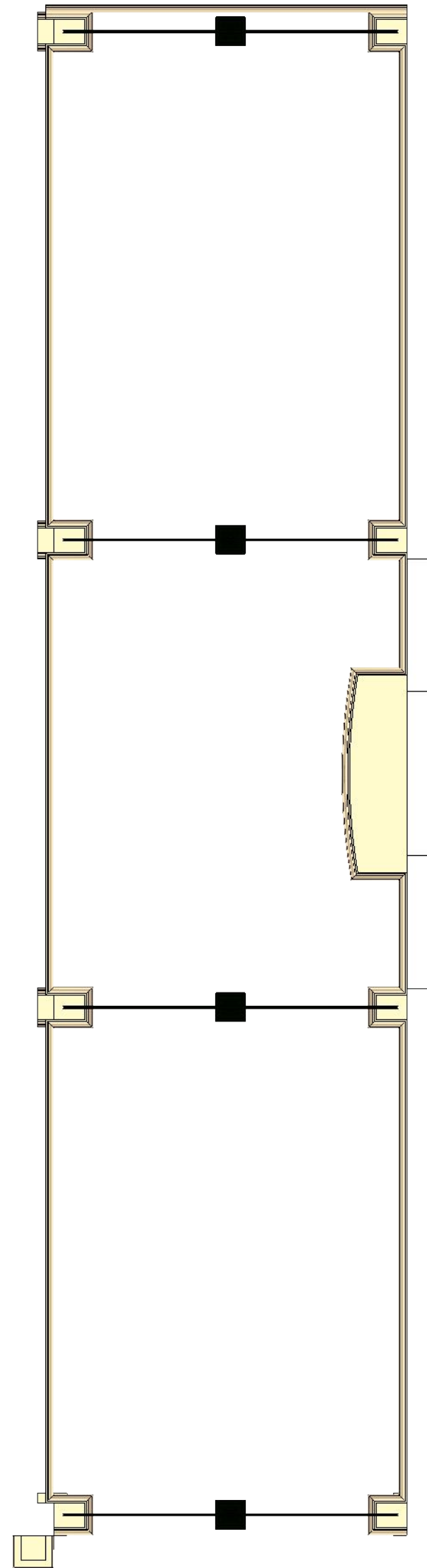
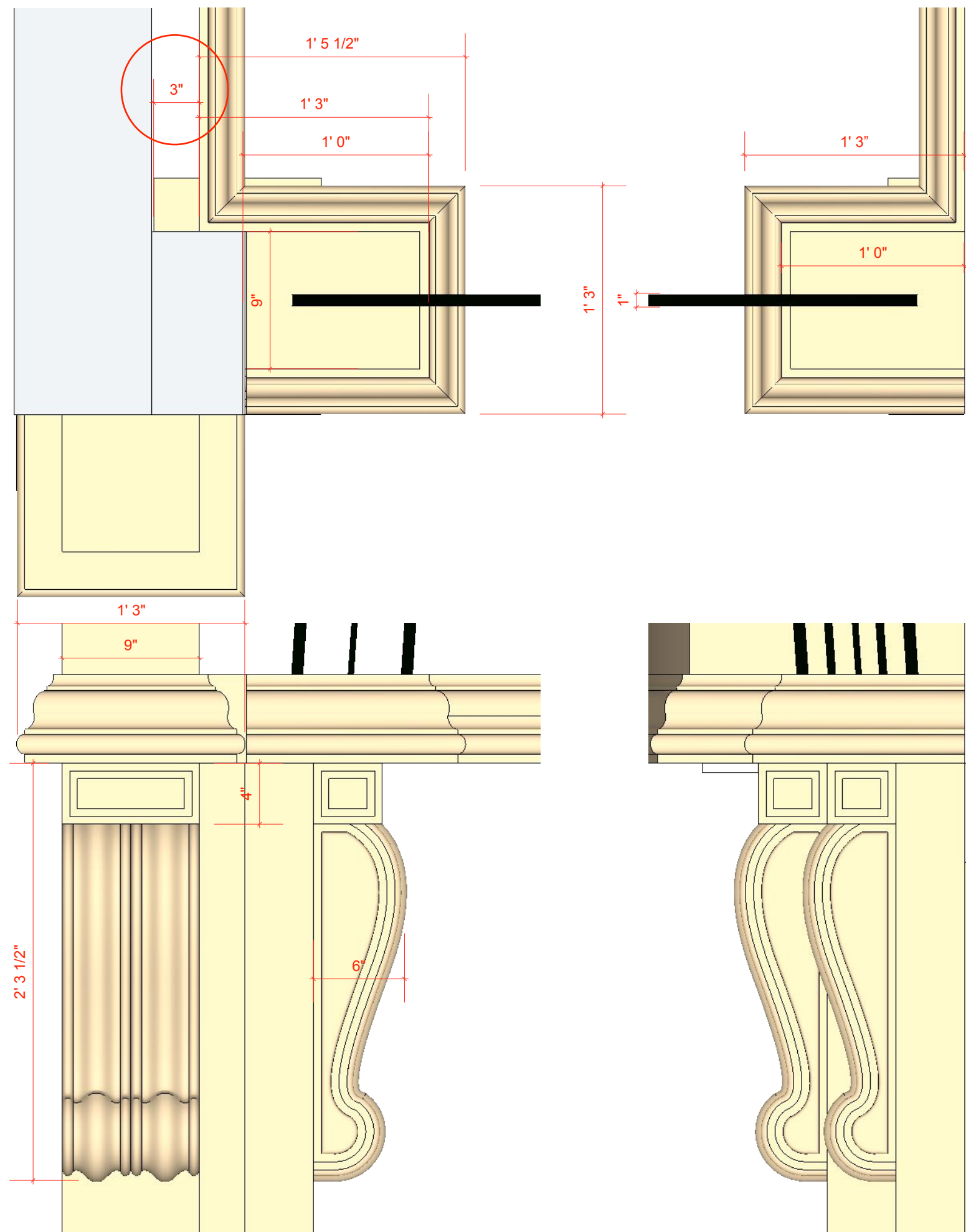
**Shyam Gokulam**  
Bikaner



May - 23 - 2019

Page no  
009 - A





VINAYISM

VINAY DESIGN  
■ studio  
Let's add 'New' value to our valuables.

## Moulding

moulding placement measurement

General note & Disclaimers are on first page of this plan set.

VINAYISM assumes no responsibility for changes made to these plan by others and makes no warranties either expressed or implied, regarding these plans. Copy right, Disclaimer and construction warning. This plan is protected under Copyright Law. The plan may need to be adapted to local codes and conditions. Please see the first sheet of the plan for full copyright, disclaimer and construction warnings.

**Note**  
All levels given indicate level of finished floor level and all materials thickness need to substrate from the measurements.  
All dimensions are to be read and not to be measured.  
Information on this drawing supersedes the in combination with all other architectural and engineering drawings related to the same sheet and any item on it.  
The architect- engineer must be informed about contradiction of any kind before construction begins.  
All ideas design and arrangements represented here on are property of vinay designs.

### PAGE DESCRIPTION



Floor plan  
Structure plan  
Exterior design  
Civil work  
Fabrication  
Plumbing  
Flooring / Tilting  
Electrical  
Pop  
Carpentry work  
Glass work

### Concept Drawing

### Working Drawing

**PROJECT TITLE**  
Location

**Shyam Gokulam**  
Bikaner



May - 23 - 2019

Page no

010 - A





VINAY DESIGN  
■ studio  
Let's add 'New' value to our valuables.

Main Gate  
CNC cutout

General note & Disclaimers are on first page of this plan set.

VINAISM assumes no responsibility for changes made to these plan by others and makes no warranties either expressed or implied, regarding these plans.  
Copy right, Disclaimer and construction warning.  
This plan is protected under Copyright Law. The plan may need to be adapted to local codes and conditions. Please see the first sheet of the plan for full copyright, disclaimer and construction warnings.

Note  
All levels given indicate level of finished floor level and all materials thickness need to substrate from the measurements.  
All dimensions are to be read and not to be measured.  
Information on this drawing supersedes the in combination with all other architectural and engineering drawings related to the same sheet and any item on it.  
The architect- engineer must be informed about contradiction of any kind before construction begins.  
All ideas design and arrangements represented here on are property of vinay designs.



Floor plan  
Structure plan  
Exterior design  
Civil work  
Fabrication  
Plumbing  
Flooring / Tilting  
Electrical  
Pop  
Carpentry work  
Glass work

Concept Drawing

Working Drawing

PROJECT TITLE  
Location

Shyam Gokulam  
Bikaner

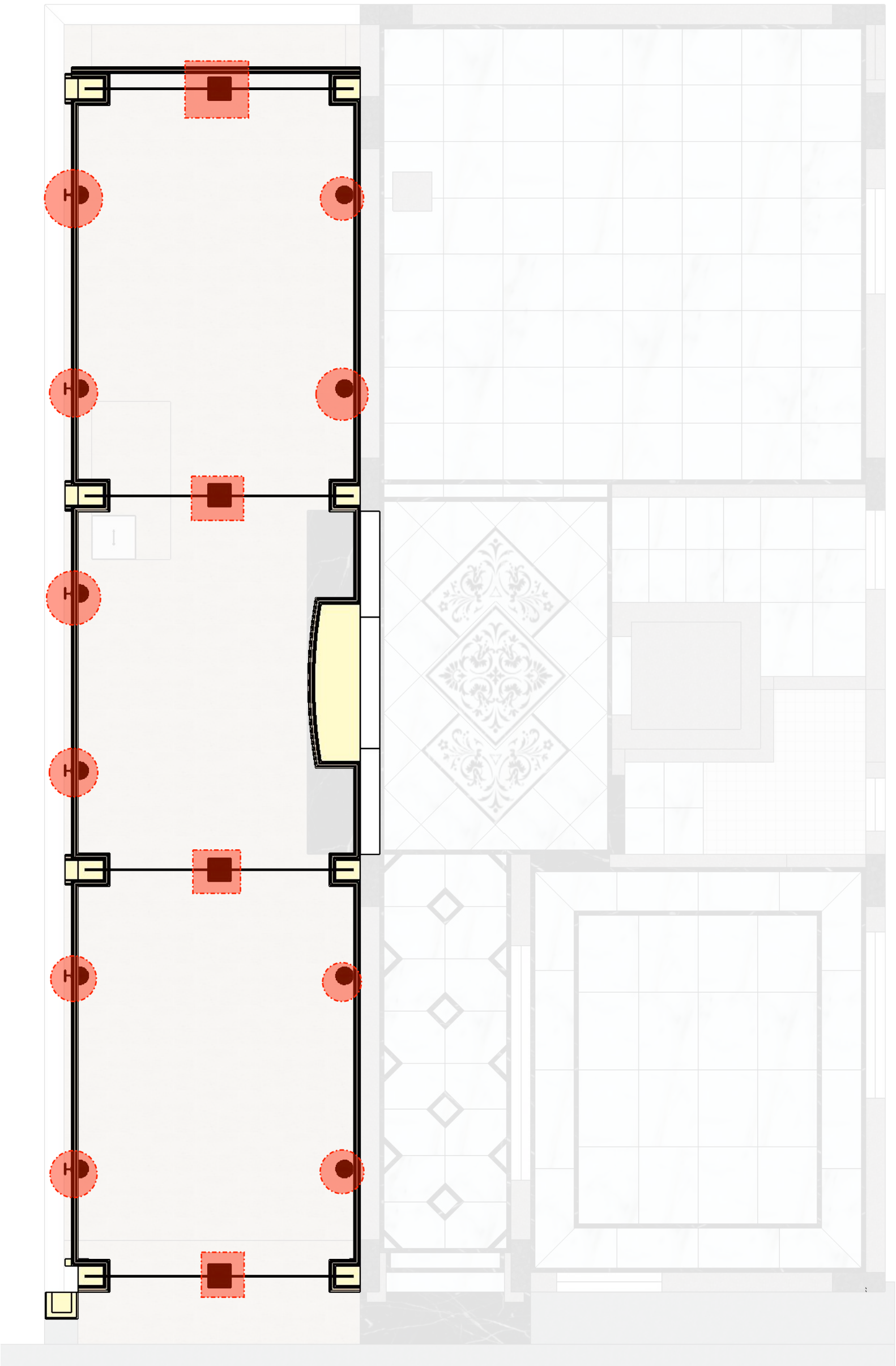

May - 23 - 2019



Page no

011 - A





General note & Disclaimers are on first page of this plan set.

VINAY DESIGN assumes no responsibility for changes made to these plans by others and makes no warranties either expressed or implied, regarding these plans. Copy right, Disclaimer and construction warning. This plan is protected under Copyright Law. The plan may need to be adapted to local codes and conditions. Please see the first sheet of the plan for full copyright, disclaimer and construction warnings.

Note  
All levels given indicate level of finished floor level and all materials thickness need to substrate from the measurements.  
All dimensions are to be read and not to be measured.  
Information on this drawing supersedes the in combination with all other architectural and engineering drawings related to the same sheet and any item on it.  
The architect- engineer must be informed about contradiction of any kind before construction begins.  
All ideas design and arrangements represented here on are property of vinay designs.

PAGE DESCRIPTION



	Concept Drawing	Working Drawing
Floor plan	<input type="checkbox"/>	<input type="checkbox"/>
Structure plan	<input type="checkbox"/>	<input type="checkbox"/>
Exterior design	<input type="checkbox"/>	<input type="checkbox"/>
Civil work	<input type="checkbox"/>	<input type="checkbox"/>
Fabrication	<input type="checkbox"/>	<input type="checkbox"/>
Plumbing	<input type="checkbox"/>	<input type="checkbox"/>
Flooring / Tilting	<input type="checkbox"/>	<input type="checkbox"/>
Electrical	<input type="checkbox"/>	<input type="checkbox"/>
Pop	<input type="checkbox"/>	<input type="checkbox"/>
Carpentry work	<input type="checkbox"/>	<input type="checkbox"/>
Glass work	<input type="checkbox"/>	<input type="checkbox"/>

PROJECT TITLE  
Location

Shyam Gokulam  
Bikaner



May - 23 - 2019

Page no

012 - A





THANK YOU

