



LANDSCAPE COLLECTION

2022 - 2023

www.hb-lux.com



Today's best performance is tomorrow's baseline. The real inspiration comes when you act like you have limitless capabilities. That's how we started the story of creating LIGHT combining your vision and our experience.

You know that feeling of having first unique baby and all family is taking care of him and trying to satisfy and perfectly understand his needs. So that's how Hblux family is working on the projects.

We go above and beyond to create the best innovative customized & HIGHLY BRANDED solutions which elevate your lighting comfort.

HBLUX Technology was created from a partnership between a 20 years Experienced Electrical engineer and 25 years Experienced Architect. These two experiences have been merged to give birth to a brand with the flair of innovation, associating cutting-edge designs with the Electrical/ Electronic technical deep expertise & scrupulous innovative process that guarantees the high quality & reliability.

We design, advise, manufacture unique, proven, & exquisite selection of LED lighting fixtures. Our core focus and reason for being is to Light your projects with the most innovative and high quality outdoor& Indoor Led lighting products. The technicality of our teams allows us to master the in-house entire value chain from design to manufacture.

We have mastered and integrated all major technological developments in the sector and we have created a complete & highly branded range of indoor & Outdoor lighting according to the needs & ideas of our customs.

The company works in accordance with ISO 9001 quality system. Hb-lux is using in the manufacturing process components that meet the European standards and possess proper certificates, from renowned partners such as Meanwell, OSRAM, NICHIA, TRIDONIC, PHILIPS, TCI, VOSSLOH-SCHWABE, SAMSUNG, CREE

We are honored to be the example of an authentic Made in turkey branding, which combines perfectly different types of Indoor & Outdoor bespoke Lighting fixtures which are all designed at our headquarters in Turkey.

Hb-lux is your partner able to satisfy all your lighting needs. Thanks to the collaboration with international designers, the company has developed a culture capable of satisfying even the most demanding markets. We are much more than a manufacturer. We thrive on understanding our clients visions to transform them to technology.

We work with our clients as united team. We believe that unity of purpose is a positive powerful effect of creating meaningful & innovative work.

Where there is unity, there is creativity.





We realized that when lighting specialists talk about HB-LUX, they basically talk about products . It is true that the quality of our products no longer has to be proven.

In fact, our products have been installed since almost 10 years with optimal customer satisfaction and a number of failures less than 1,2%.



HB-LUX is not only products HB LUX is also a team that has over tens of years of experience in LED at your service.

We have an equipped design office in our premises using the latest technological tools performing all days on lighting studies related to warehouses, supermarkets, offices, hotels, car parks, tunnels, sports facilities, Historical area, Public facilities etc.





We follow these values in all our chain value starting from design to delivery.

Our success is based on some Pioneer values that make the difference: Innovation, Vigilance and long-lasting.



Hb-lux can vaunt in using one of the most modern CNC controlled machines during the molding process of all our products. The use of such machines allows to us to offer the best delivery times, customized products for each client and to control our products quality.

We are dedicated, passionate and committed to create long lasting products.





**Light emitting diode**

LED is a semiconductor component that emits light when voltage is applied to it.

**Ingress Protection**

The first numerical digit describes the rating that is given for solid objects. The 6 here is the highest rating and means the LED is dust tight. The second numerical digit defines how well the LED can keep liquid out.

**Color Rendering Index**

Color Rendering international system to rate lighting device ability to render object colors. The higher the CRI (based on a 0-100 scale) Natural outdoor light has a CRI of 100.

**Safety Classifications Class I**

The luminaires in this class have basic electrical insulation and all of their potentially electrically conductive parts are connected to a protective conductor. The protective conductor terminal displays this marking.

**Flammable Base.**

Luminaires accepted for mounting on a flammable base. If the value exceeds 130°C, "F" marked luminaires shall in addition be tested in accordance with IEC 60598-1 with respect to luminaires without temperature sensing controls.

**LED Luminaire Life Test.**

LM-80 is a standardised testing method for measuring the lumen depreciation of LED modules or chips over a period of time and under certain set conditions.

Other components, including the LED optical system, heat sink, LED drivers and luminaire housing, should also be taken into consideration to form a full picture of an LED luminaire's projected useable life.

**Standard Deviation of Colour Matching.**

Thanks to MacAdam ellipses, it's possible to see how much LEDs differ from standard values in colour precision deviations are shown in different steps - (the official unit of measurement is called SDCM)

The colour deviation of an LED must not be more than 6 SDCM.

**CE Certificate**

Certifies product has met EU (European) consumer safety, health and or environmental requirements.

**RoHS Compliance**

Restricts the use of certain dangerous substances commonly used in electrical and electronic equipment.

**No Ultraviolet (UV) Radiation**

Radiant energy in the range of about 100-380 nanometers (nm).

**No Infrared Radiation**

Electromagnetic energy radiated in the wavelength range of about 770 to 1.000.000 nanometers (nm).

**Low Carbon Dioxide Output (VCO2)**

The amount of Co2 exhaled from the body in to the atmosphere per unit time, expressed in milliliters (mL) or liters (L) per minute

**Fully Rated Life**

The end of the life of an LED is determined by the point at which the LED fails to deliver at least %70 of initial lumen output. LEDs are commonly marketed as having 50.000 hours of fully-rated lives.

**Energy Savings**

LED is a highly energy efficient lighting technology, and has the potential to fundamentally change the future of lighting in the world.

**Recycling**

Unlike low-energy lamps, LED contains no mercury and is therefore not treated as special waste.

**European Union Energy Label**

The energy efficiency of the appliance is rated in terms of a set of energy efficiency classes from A to G on the label, A being the most energy efficient, G the least efficient.

- HBLUX Technology reserves the right to change the specifications of the products without any notice.
- The products in the catalog cannot be used or published without our knowledge.
- There may be color differences due to printing.
- Product images are for informational purposes only. There may be typos.
- You can visit our website for up-to-date information.



indoor



outdoor



facade



landscape



industrial

INDEX

SURFACE FLOODLIGHT SERIES

ROSA



16

ROSA GU



18

SOPHIA MINI



20

SOPHIA S



22

FLOS S



24

FLOS M



26

FLOS L



28

CUBO



30

CUBO E27



32

FALCON S



34

FALCON M



36

FALCON L



38

IN GROUND SERIES

AXIS



42

AXIS M



44

AXIS L



46

HYDRO



48

MAKS



50

NANO



52

VAULT



54

VAULT XL



56

NEPTUNE



58

LUKA



60

ARMADA



62

KORDON



64

CESAR MINI IN GROUND



66

CESAR MINI TRIMLESS



68

FACIEM



70

BEYOND




72

REET



74

CIRCUS



76

DUPLICY



78

DUPLICY WALKWAY



80

BOLLARD SERIES

ALVA



84

APOLLO



86

CIRCLE



88

COLT



90

COLUMN



92

CUBE



94

DECOR



96

ENOLA



98

ESSE



100

FIGURE



102

FIZY



104

FROST



106

GOLD



108

HORTUS



110

KAR



112

LARA



114

LUMNIA



116

MARS ROUND



118

MARS SQUARE



120

MINI COAST



122

BOLLARD SERIES

MINI



124

NATIK



126

NOOR



128

PARK



130

RIO



132

THEO



134

VENUS



136

VETERIS



138

DAISY SINGLE



140

DAISY DUO



142

CALIFORNIA



144

STELLA



146

TUNC



148

ALES



150

SIMPLEX



152

DECORATIVE POLES SERIES

ACT



156

APOLLO L



158

AQUA



160

ARДУА



162

ARROW



164

CLAS



166

COAST



168

COAST DUO



170

COLUMN L



172

KULA



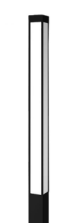
174

MARK



176

OASIS



178

STREAM



180

SYMBOL



182

VETERIS



184

PACIFIC



186

ARCHE




188



SURFACE FLOODLIGHT SERIES

ROSA

Floodlight Series



A family of Adjustable floodlight designed in different sizes, Powers and light options. Perfect choice to meet the outdoor lighting requirements which need high technicality and captivating design.

Floodlights for outdoor lighting ROSA, excellent performance in a compact, essential and sturdy design. Totally adjustable and equipped with a wide range of optics, ROSA floodlights are perfect for enhancing architectures and greeneries with accent lighting and decorative effects. It has Small-size, essential design, that integrates seamlessly into any environment.


Characteristics

- Aluminium Injection Die Cast Body
- Electrostatic Powder Coated
- Optional RAL Colors
- Adjustable Bracket
- Heat & Impact Resistant Extra Clear 5mm Tempered Glass
- Aluminium PCB
- LED with Life Span > 100.000 Hours
- CCT tolerance within a 3 step MacAdams ellipse
- Corrosion Protection (Optional)
- 5 Years Warranty
- Marine Coating (Optional)
- ENEC Certified Driver

Key Advantages

- Modern design
- Exceptional thermal system
- High optical precision
- Excellent light output
- High IP protection
- High Ambient temperature
- Easy installation

Applications



Landscape



Architectural

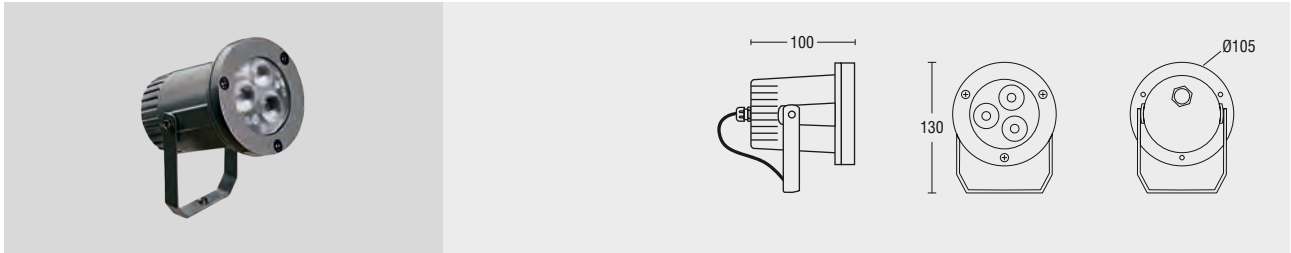


Ancient



Bridges

ROSA



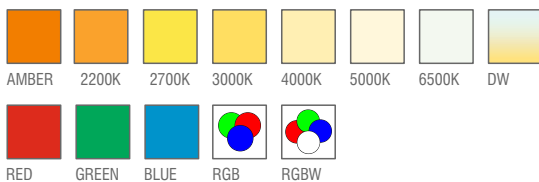
Standard Product

Input	100-240V / AC 50-60Hz
Control	On / Off
Optic	30°
Light Color	4000K
Body Color	7016 Grey
CRI	>82
Protection	IP66
Impact Resistance	IK09
Protection class IEC	Class I
Power factor (min.)	0,092
Surge protection	1KV
Weight	- kg
Ambient Temperature	-30°C / +60°C

Available Options

Input	24V / DC
Control	RGB, DALI, DIM, DMX
Optic	8°, 15°, 30°, 50°, 60°, 70°, 90°, 120°, Asymmetrical
Light Color	2200K, 2700K, 3000K, 5000K, 6500K
Body Color	Optional RAL colors
Glass	Frosted Diffuser Glass
CRI	>90
Protection	IP67-IP68
Impact Resistance	IK10
Warranty	7-10 Years

Light Colors

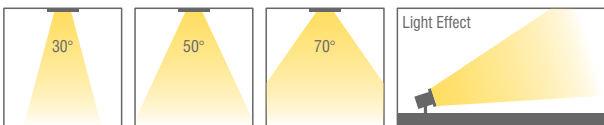


Ordering Details


Product Code	Power	Light Color	Beam Angle	Lumen
ROSA.1.AC.N.4.30.7016	1W	4000K	30°	118
ROSA.3.AC.N.4.30.7016	3W	4000K	30°	345
ROSA.5.AC.N.4.30.7016	5W	4000K	30°	570

* For different options, please contact our team.


Beam Angle Options



Body Colors Options



Optional Accessories



Product Coding

Product Name	Product Power	Input	Control System	Color Temperature	Light Beam	Body Color
XX	XX	AC DC on/off 1-30V	PUSH TRAC DALI	3K 4K 6.5K	XX	XX
XX	XX	AC DC	N V P T D	3 4 6	XX	XX

ROSE GU

Floodlight Series



A family of Adjustable floodlight designed in different sizes, Powers and light options. Perfect choice to meet the outdoor lighting requirements which need high technicality and captivating design.

Floodlights for outdoor lighting ROSA GU, excellent performance in a compact, essential and sturdy design. Totally adjustable and equipped with a wide range of optics, ROSA GU floodlights are perfect for enhancing architectures and greeneries with accent lighting and decorative effects. It has Small-size, essential design, that integrates seamlessly into any environment. It is the GU version and can reach high Powers.

Characteristics

Aluminium Injection Die Cast Body
Electrostatic Powder Coated
Optional RAL Colors
Adjustable Bracket
Heat & Impact Resistant Extra Clear 5mm Tempered Glass
Aluminium PCB
LED with Life Span > 100.000 Hours
CCT tolerance within a 3 step MacAdams ellipse
Corrosion Protection (Optional)
5 Years Warranty
Marine Coating (Optional)
Replaceable GU10 LED light source
ENEC Certified Driver

Key Advantages

- Modern design
- Exceptional thermal system
- High optical precision
- Excellent light output
- High IP protection
- High Ambient temperature
- Easy installation

Applications



Landscape



Architectural

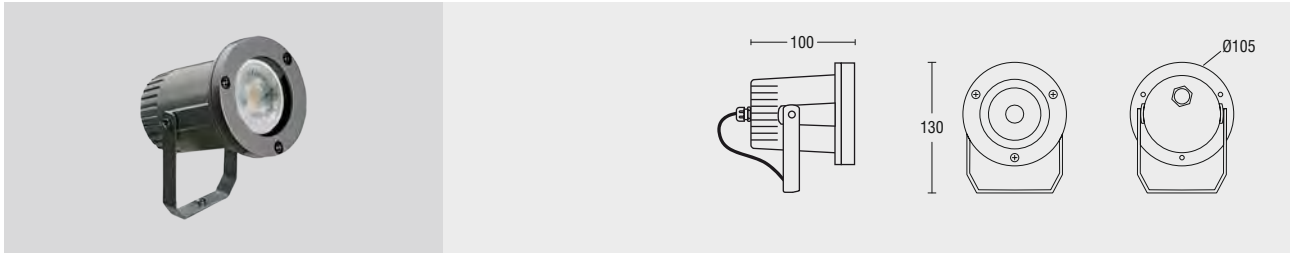


Ancient



Bridges

ROSE GU



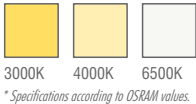
Standard Product

Input	100-240V / AC 50-60Hz
Control	On / Off
Optic	36°
Light Color	4000K
Body Color	7016 Grey
CRI	>82
Protection	IP66
Impact Resistance	IK09
Protection class IEC	Class I
Power factor (min.)	0,092
Surge protection	1KV
Weight	- kg
Ambient Temperature	-30°C / +60°C
Lamp Holder	GU10

Available Options

Input	24V / DC
Control	RGB, DALI, DIM, DMX
Light Color	3000K, 4000K, 6500K
Body Color	Optional RAL colors
Glass	Frosted Diffuser Glass
CRI	>90
Protection	IP67-IP68
Impact Resistance	IK10
Warranty	7-10 Years

Light Colors



* Specifications according to OSRAM values.

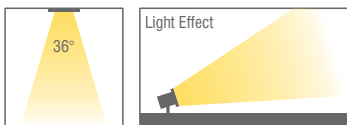
Ordering Details

Product Code	Power	Light Color	Beam Angle	Lumen
ROSA.GU.AC.N.4.36.7016	5W	4000K	36°	350

* Specifications according to OSRAM values.


** For different options, please contact our team.

Beam Angle Options



* Specifications according to OSRAM values.

Body Colors Options



Optional Accessories



Product Coding

Product Name	Holder Type	Input	Control System	Color Temperature	Light Beam	Body Color
XX	XX	AC	on/off	3K	XX	XX
XX	XX	AC	1-10V	4K	XX	XX
XX	XX	AC	PUSH	6.5K	XX	XX
XX	XX	AC	TRIAC	XX	XX	XX
XX	XX	AC	DALI	XX	XX	XX
XX	XX	AC	XX	XX	XX	XX

SOPHIA MINI

Floodlight Series



A family of Adjustable circle floodlight designed in different sizes, Powers and light options. Perfect choice to meet the outdoor lighting requirements which need high technicality and captivating design.

Sophia Consists of Aluminium Injection Die-cast with a clear tempered Glass. It is fitted with Stainless steel screws. It is applicable to the ground with the special spike supplied. Sophia projector is painted anthracite with polyester powders with high resistance to ultraviolet rays and corrosion. Sophia family is certified IP66. Suitable for aggressive environments. Sophia Mini is the smallest version which can catch 2W power.

Characteristics

- Aluminium Injection Die Cast Body
- Electrostatic Powder Coated
- Optional RAL Colors
- Adjustable Bracket
- Heat & Impact Resistant Extra Clear 5mm Tempered Glass
- Aluminium PCB
- LED with Life Span > 100.000 Hours
- CCT tolerance within a 3 step MacAdams ellipse
- Corrosion Protection (Optional)
- 5 Years Warranty
- Marine Coating (Optional)
- ENEC Certified Driver

Key Advantages

- Modern design
- Exceptional thermal system
- High optical precision
- Excellent light output
- High IP protection
- High Ambient temperature
- Easy installation

Applications



Landscape



Architectural

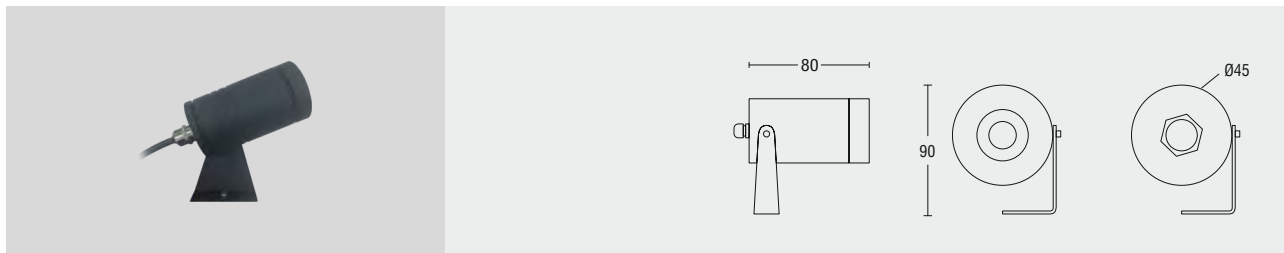


Ancient



Bridges

SOPHIA MINI



Standard Product

Input	100-240V / AC 50-60Hz
Control	On / Off
Optic	30°
Light Color	4000K
Body Color	7016 Grey
CRI	>82
Protection	IP66
Impact Resistance	IK09
Protection class IEC	Class I
Power factor (min.)	0,092
Surge protection	1KV
Weight	- kg
Ambient Temperature	-30°C / +60°C

Available Options

Input	24V / DC
Control	RGB, DALI, DIM, DMX
Optic	8°, 15°, 30°, 50°, 60°, 70°, 90°, 120°, Asymmetrical
Light Color	2200K, 2700K, 3000K, 5000K, 6500K
Body Color	Optional RAL colors
Glass	Frosted Diffuser Glass
CRI	>90
Protection	IP67-IP68
Impact Resistance	IK10
Warranty	7-10 Years

Light Colors

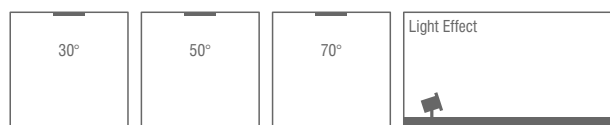


Ordering Details


Product Code	Power	Light Color	Beam Angle	Lumen
SOPHIAMINI.1.AC.N.4.60.7016	1W	4000K	30°	120
SOPHIAMINI.2.AC.N.4.60.7016	2W	4000K	30°	250

* For different options, please contact our team.

Beam Angle Options



Body Colors Options



Optional Accessories



Product Coding

Product Name	Product Power	Input	Control System	Color Temperature	Light Beam	Body Color
XX	XX	AC DC on/off 1-10V	PUSH TRAC DALI	3K 4K 6.5K	XX	XX
XX	XX	AC DC	N V P T D	3 4 6	XX	XX

SOPHIA S

Floodlight Series



A family of Adjustable circle floodlight designed in different sizes, Powers and light options. Perfect choice to meet the outdoor lighting requirements which need high technicality and captivating design.

Sophia Consists of Aluminium Injection Die-cast with a clear tempered Glass. It is fitted with Stainless steel screws. It is applicable to the ground with the special spike supplied. Sophia projector is painted anthracite with polyester powders with high resistance to ultraviolet rays and corrosion. Sophia family is certified IP66. Suitable for aggressive environments. Sophia S is the smallest version which can catch 5W power.

Characteristics

- Aluminium Injection Die Cast Body
- Electrostatic Powder Coated
- Optional RAL Colors
- Adjustable Bracket
- Heat & Impact Resistant Extra Clear 5mm Tempered Glass
- Aluminium PCB
- LED with Life Span > 100.000 Hours
- CCT tolerance within a 3 step MacAdams ellipse
- Corrosion Protection (Optional)
- 5 Years Warranty
- Marine Coating (Optional)
- ENEC Certified Driver

Key Advantages

- Modern design
- Exceptional thermal system
- High optical precision
- Excellent light output
- High IP protection
- High Ambient temperature
- Easy installation

Applications



Landscape



Architectural

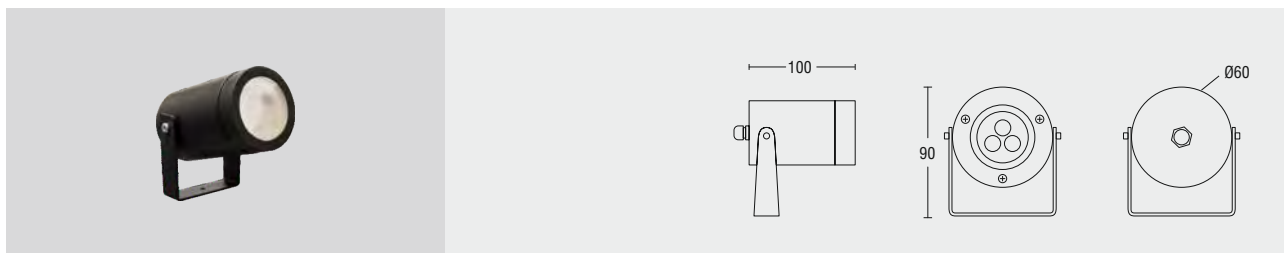


Ancient



Bridges

SOPHIA S



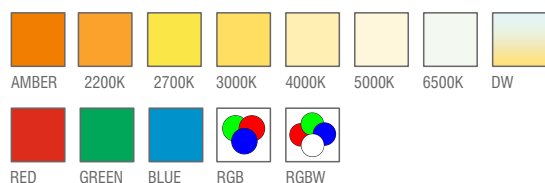
Standard Product

Input	100-240V / AC 50-60Hz
Control	On / Off
Optic	30°
Light Color	4000K
Body Color	7016 Grey
CRI	>82
Protection	IP66
Impact Resistance	IK09
Protection class IEC	Class I
Power factor (min.)	0,092
Surge protection	1KV
Weight	- kg
Ambient Temperature	-30°C / +60°C

Available Options

Input	24V / DC
Control	RGB, DALI, DIM, DMX
Optic	8°, 15°, 30°, 50°, 60°, 70°, 90°, 120°, Asymmetrical
Light Color	2200K, 2700K, 3000K, 5000K, 6500K
Body Color	Optional RAL colors
Glass	Frosted Diffuser Glass
CRI	>90
Protection	IP67-IP68
Impact Resistance	IK10
Warranty	7-10 Years

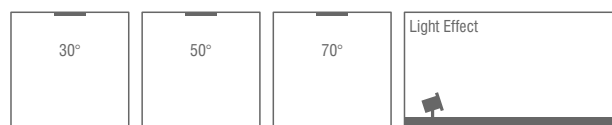
Light Colors



Ordering Details


Product Code	Power	Light Color	Beam Angle	Lumen
SOPHIAS.3.AC.N.4.30.7016	3W	4000K	30°	378
SOPHIAS.5.AC.N.4.30.7016	5W	4000K	30°	630
SOPHIAS.GU.AC.N.4.36.7016	5W	4000K	36°	350

Beam Angle Options



* For different options, please contact our team.

Body Colors Options



Optional Accessories



Product Coding

Product Name		Product Power		Input		Control System				Color Temperature			Light Beam		Body Color	
XX	XX	XX	XX	AC	DC	on/off	1-3 DV	PUSH	TRAC	DALI	D	3K	4K	6.5K	XX	XX
XX	XX	AC	DC	N	V	P	T	D	3	4	6	XX	XX			

FLOS S

Floodlight Series



A family of Adjustable circle floodlight designed in different sizes, Powers and light options. Perfect choice to meet the outdoor lighting requirements which need high technicality and captivating design.

Flos Consists of Aluminium Injection Die-cast with a clear tempered Glass. It is fitted with Stainless steel screws. It is applicable to the ground with the special spike supplied. Flos projector is painted anthracite with polyester powders with high resistance to ultraviolet rays and corrosion. Flos family is certified IP66. Suitable for aggressive environments. Flos S is the smallest version which can catch 5W power.

Characteristics

Aluminium Injection Die Cast Body
Electrostatic Powder Coated
Optional RAL Colors
Adjustable Bracket
Heat & Impact Resistant Extra Clear 5mm Tempered Glass
Aluminium PCB
LED with Life Span > 100.000 Hours
CCT tolerance within a 3 step MacAdams ellipse
Corrosion Protection (Optional)
5 Years Warranty
Marine Coating (Optional)
ENEC Certified Driver

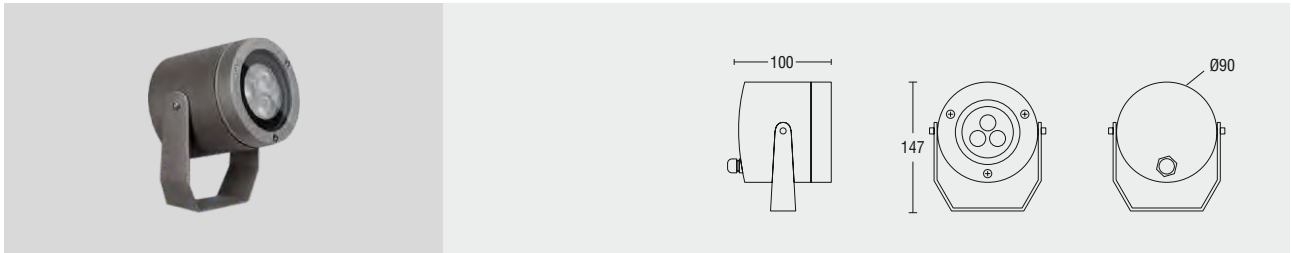
Key Advantages

- Modern design
- Exceptional thermal system
- High optical precision
- Excellent light output
- High IP protection
- High Ambient temperature
- Easy installation

Applications



FLOS S



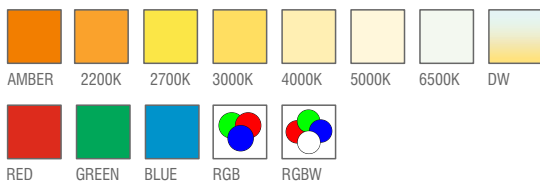
Standard Product

Input	100-240V / AC 50-60Hz
Control	On / Off
Optic	30°
Light Color	4000K
Body Color	7016 Grey
CRI	>82
Protection	IP66
Impact Resistance	IK09
Protection class IEC	Class I
Power factor (min.)	0,092
Surge protection	1KV
Weight	- kg
Ambient Temperature	-30°C / +60°C

Available Options

Input	24V / DC
Control	RGB, DALI, DIM, DMX
Optic	50°, 70°
Light Color	3000K, 5000K, 6500K
Body Color	Optional RAL colors
CRI	>90

Light Colors

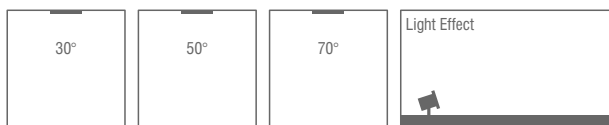


Ordering Details


Product Code	Power	Light Color	Beam Angle	Lumen
FLOSS.3.AC.N.4.30.7016	3W	4000K	30°	396
FLOSS.5.AC.N.4.30.7016	5W	4000K	30°	660
FLOSS.6.AC.N.4.30.7016	6W	4000K	30°	792

* For different options, please contact our team.

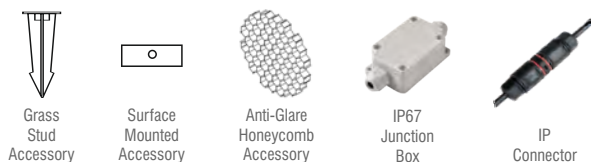
Beam Angle Options



Body Colors Options



Optional Accessories



Product Coding

Product Name	Product Power	Input	Control System	Color Temperature	Light Beam	Body Color
XX	XX	AC DC on/off 1-30V	PUSH TRAC DALI	3K 4K 6.5K	XX	XX
XX	XX	AC DC	N V P T D	3 4 6	XX	XX

FLOS M

Floodlight Series



A family of Adjustable circle floodlight designed in different sizes, Powers and light options. Perfect choice to meet the outdoor lighting requirements which need high technicality and captivating design.

Flos Consists of Aluminium Injection Die-cast with a clear tempered Glass. It is fitted with Stainless steel screws. It is applicable to the ground with the special spike supplied. Flos projector is painted anthracite with polyester powders with high resistance to ultraviolet rays and corrosion. Flos family is certified IP66. Suitable for aggressive environments. Flos M is the the Medium version which can catch 10W power.

Characteristics

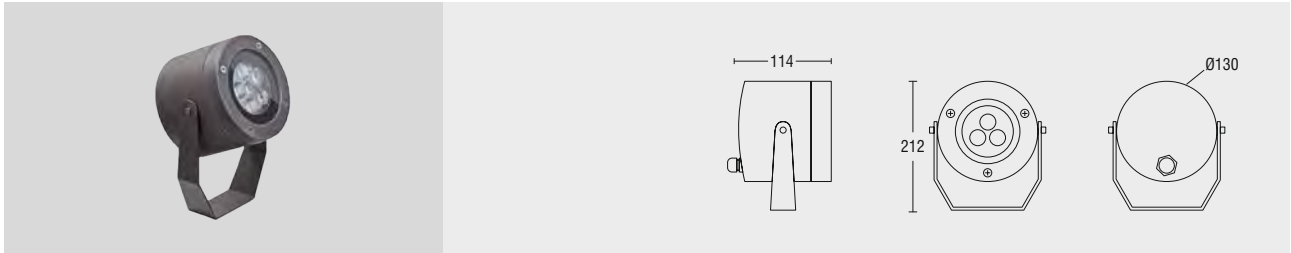
- Aluminium Injection Die Cast Body
- Electrostatic Powder Coated
- Optional RAL Colors
- Adjustable Bracket
- Heat & Impact Resistant Extra Clear 5mm Tempered Glass
- Aluminium PCB
- LED with Life Span > 100.000 Hours
- CCT tolerance within a 3 step MacAdams ellipse
- Corrosion Protection (Optional)
- 5 Years Warranty
- Marine Coating (Optional)
- ENEC Certified Driver

Key Advantages

- Modern design
- Exceptional thermal system
- High optical precision
- Excellent light output
- High IP protection
- High Ambient temperature
- Easy installation

Applications





Standard Product

Input	100-240V / AC 50-60Hz
Control	On / Off
Optic	30°
Light Color	4000K
Body Color	7016 Grey
CRI	>82
Protection	IP66
Impact Resistance	IK09
Protection class IEC	Class I
Power factor (min.)	0,092
Surge protection	1KV
Weight	- kg
Ambient Temperature	-30°C / +60°C

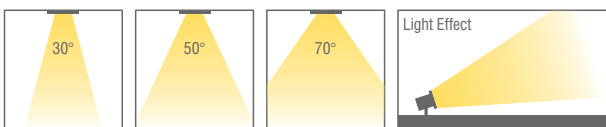
Available Options

Input	24V / DC
Control	RGB, DALI, DIM, DMX
Optic	8°, 15°, 30°, 50°, 60°, 70°, 90°, 120°, Asymmetrical
Light Color	2200K, 2700K, 3000K, 5000K, 6500K
Body Color	Optional RAL colors
Glass	Frosted Diffuser Glass
CRI	>90
Protection	IP67-IP68
Impact Resistance	IK10
Warranty	7-10 Years


Light Colors



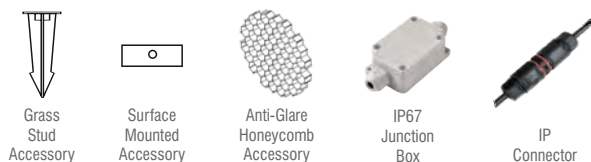
Beam Angle Options



Body Colors Options



Optional Accessories



Ordering Details

Product Code	Power	Light Color	Beam Angle	Lumen
FLOSM.7.AC.N.4.30.7016	7W	4000K	30°	924
FLOSM.9.AC.N.4.30.7016	9W	4000K	30°	1188
FLOSM.12.AC.N.4.30.7016	12W	4000K	30°	1584
FLOSM.15.AC.N.4.30.7016	15W	4000K	30°	1980

* For different options, please contact our team.



Product Coding

Product Name	Product Power	Input	Control System	Color Temperature	Light Beam	Body Color
XX	XX	AC DC on/off 1-30V	PUSH TRAC DALI	3K 4K 6.5K	XX	XX
XX	XX	AC DC	N V P T D	3 4 6	XX	XX

FLOS L

Floodlight Series



A family of Adjustable circle floodlight designed in different sizes, Powers and light options. Perfect choice to meet the outdoor lighting requirements which need high technicality and captivating design.

Flos Consists of Aluminium Injection Die-cast with a clear tempered Glass. It is fitted with Stainless steel screws. It is applicable to the ground with the special spike supplied. Flos projector is painted anthracite with polyester powders with high resistance to ultraviolet rays and corrosion. Flos family is certified IP66. Suitable for aggressive environments. Flos L is the biggest version which can catch 20W power.

Key Advantages

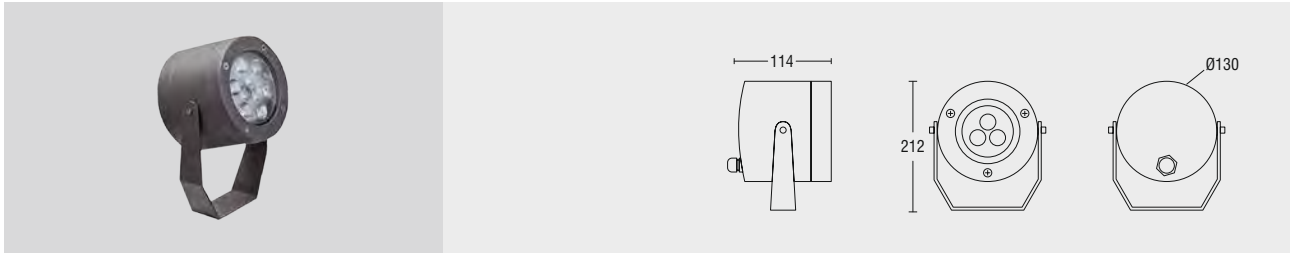
- Modern design
- Exceptional thermal system
- High optical precision
- Excellent light output
- High IP protection
- High Ambient temperature
- Easy installation

Characteristics

Aluminium Injection Die Cast Body
Electrostatic Powder Coated
Optional RAL Colors
Adjustable Bracket
Heat & Impact Resistant Extra Clear 5mm Tempered Glass
Aluminium PCB
LED with Life Span > 100.000 Hours
CCT tolerance within a 3 step MacAdams ellipse
Corrosion Protection (Optional)
5 Years Warranty
Marine Coating (Optional)
ENEC Certified Driver

Applications





Standard Product

Input	100-240V / AC 50-60Hz
Control	On / Off
Optic	30°
Light Color	4000K
Body Color	7016 Grey
CRI	>82
Protection	IP66
Impact Resistance	IK09
Protection class IEC	Class I
Power factor (min.)	0,092
Surge protection	1KV
Weight	- kg
Ambient Temperature	-30°C / +60°C

Available Options

Input	24V / DC
Control	RGB, DALI, DIM, DMX
Optic	8°, 15°, 30°, 50°, 60°, 70°, 90°, 120°, Asymmetrical
Light Color	2200K, 2700K, 3000K, 5000K, 6500K
Body Color	Optional RAL colors
Glass	Frosted Diffuser Glass
CRI	>90
Protection	IP67-IP68
Impact Resistance	IK10
Warranty	7-10 Years

Light Colors

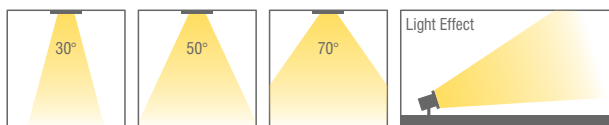


Ordering Details


Product Code	Power	Light Color	Beam Angle	Lumen
FLOSL.15.AC.N.4.30.7016	15W	4000K	30°	1980
FLOSL.20.AC.N.4.30.7016	20W	4000K	30°	2640
FLOSL.22.AC.N.4.30.7016	22W	4000K	30°	2904

* For different options, please contact our team.

Beam Angle Options



Body Colors Options



Optional Accessories



Product Coding

Product Name	Product Power	Input	Control System	Color Temperature	Light Beam	Body Color
XX	XX	AC DC on/off 1-10V	PUSH TRAC DALI	3K 4K 6.5K	XX	XX
XX	XX	AC DC	N V P T D	3 4 6	XX	XX

CUBO

Floodlight Series



A family of Adjustable floodlight designed in different sizes, Powers and light options. Perfect choice to meet the outdoor lighting requirements which need high technicality and captivating design.

Floodlights for outdoor lighting CUBO, excellent performance in a compact, essential and sturdy design. Totally adjustable and equipped with a wide range of optics, CUBO floodlights are perfect for enhancing architectures and greeneries with accent lighting and decorative effects. It has Small-size, essential design, that integrates seamlessly into any environment. It is perfect for the tree installation.

Characteristics

- Aluminium Injection Die Cast Body
- Electrostatic Powder Coated
- Optional RAL Colors
- Adjustable Bracket
- Heat & Impact Resistant Extra Clear 5mm Tempered Glass
- Aluminium PCB
- LED with Life Span > 100.000 Hours
- CCT tolerance within a 3 step MacAdams ellipse
- Corrosion Protection (Optional)
- 5 Years Warranty
- Marine Coating (Optional)
- ENEC Certified Driver

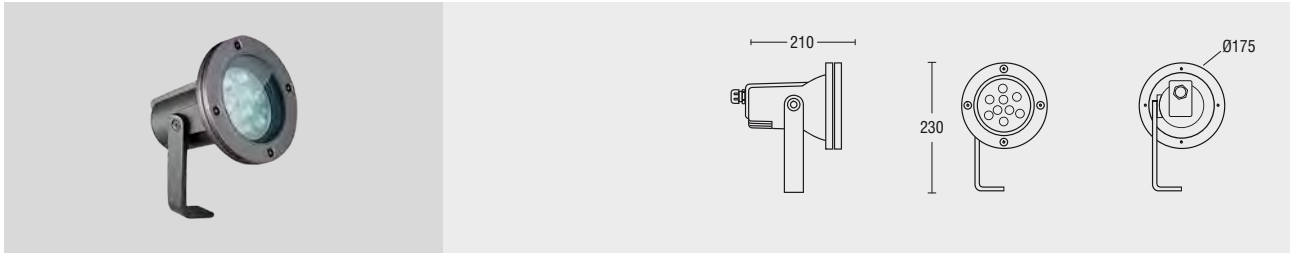
Key Advantages

- Modern design
- Exceptional thermal system
- High optical precision
- Excellent light output
- High IP protection
- High Ambient temperature
- Easy installation

Applications



CUBO



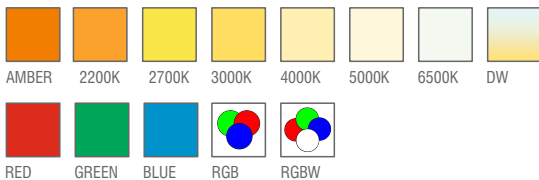
Standard Product

Input	100-240V / AC 50-60Hz
Control	On / Off
Optic	30°
Light Color	4000K
Body Color	7016 Grey
CRI	>82
Protection	IP66
Impact Resistance	IK09
Protection class IEC	Class I
Power factor (min.)	0,092
Surge protection	1KV
Weight	- kg
Ambient Temperature	-30°C / +60°C

Available Options

Input	24V / DC
Control	RGB, DALI, DIM, DMX
Optic	8°, 15°, 30°, 50°, 60°, 70°, 90°, 120°, Asymmetrical
Light Color	2200K, 2700K, 3000K, 5000K, 6500K
Body Color	Optional RAL colors
Glass	Frosted Diffuser Glass
CRI	>90
Protection	IP67-IP68
Impact Resistance	IK10
Warranty	7-10 Years

Light Colors

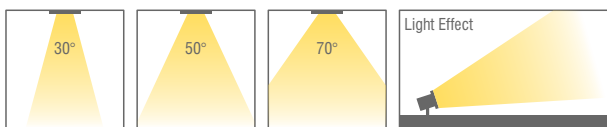


Ordering Details


Product Code	Power	Light Color	Beam Angle	Lumen
CUBO.15.AC.N.4.30.7016	15W	4000K	30°	1980
CUBO.20.AC.N.4.30.7016	20W	4000K	30°	2640
CUBO.22.AC.N.4.30.7016	22W	4000K	30°	2904

* For different options, please contact our team.

Beam Angle Options



Body Colors Options



Optional Accessories



Product Coding

Product Name		Product Power		Input		Control System				Color Temperature			Light Beam		Body Color	
XX	XX	XX	XX	AC	DC	0V/0V	1-3.0V	PUSH	TRAC	BAU	D	3K	4K	6.5K	XX	XX
XX	XX	AC	DC	N	V	P	T	D				3	4	6	XX	XX

CUBO E27

Floodlight Series



A family of Adjustable floodlight designed in different sizes, Powers and light options. Perfect choice to meet the outdoor lighting requirements which need high technicality and captivating design.

Floodlights for outdoor lighting CUBO E27, excellent performance in a compact, essential and sturdy design. Totally adjustable and equipped with a wide range of optics, CUBO E27 floodlights are perfect for enhancing architectures and greeneries with accent lighting and decorative effects. It has Small-size, essential design, that integrates seamlessly into any environment. It is perfect for the tree installation.

Characteristics

- Aluminium Injection Die Cast Body
- Electrostatic Powder Coated
- Optional RAL Colors
- Adjustable Bracket
- Heat & Impact Resistant Extra Clear 5mm Tempered Glass
- Aluminium PCB
- LED with Life Span > 100.000 Hours
- CCT tolerance within a 3 step MacAdams ellipse
- Corrosion Protection (Optional)
- 5 Years Warranty
- Marine Coating (Optional)
- ENEC Certified Driver
- Replaceable E27 LED light source

Key Advantages

- Modern design
- Exceptional thermal system
- High optical precision
- Excellent light output
- High IP protection
- High Ambient temperature
- Easy installation

Applications



Landscape



Architectural

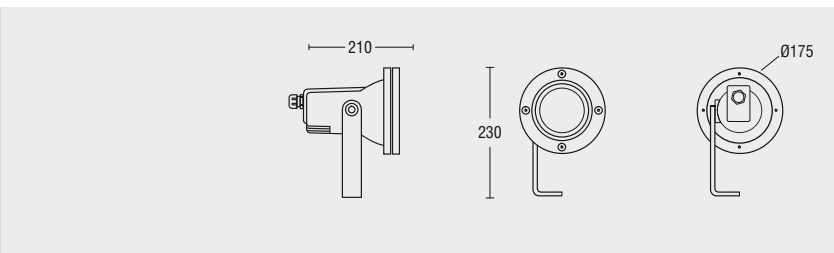


Ancient



Bridges

CUBO E27



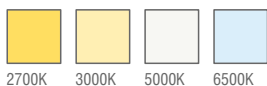
Standard Product

Input	100-240V / AC 50-60Hz
Control	On / Off
Optic	36°
Light Color	4000K
Body Color	7016 Grey
CRI	>82
Protection	IP66
Impact Resistance	IK09
Protection class IEC	Class I
Power factor (min.)	0,092
Surge protection	1KV
Weight	- kg
Ambient Temperature	-30°C / +60°C

Available Options

Input	24V / DC
Control	RGB, DALI, DIM, DMX
Light Color	3000K, 4000K, 6500K
Body Color	Optional RAL colors
Glass	Frosted Diffuser Glass
CRI	>90
Protection	IP67-IP68
Impact Resistance	IK10
Warranty	7-10 Years

Light Colors



* Specifications according to PHILIPS values.

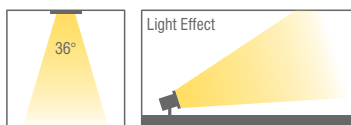
Ordering Details

Product Code	Power	Light Color	Beam Angle	Lumen
Cubo.E27.AC.N.4.25.7016	14W	2700K	36°	1250
Cubo.E27.AC.N.4.25.7016	14W	3000K	36°	1200
Cubo.E27.AC.N.4.25.7016	14W	5000K	36°	1200
Cubo.E27.AC.N.4.25.7016	14W	6500K	36°	1250

* Specifications according to PHILIPS values.

** For different options, please contact our team.

Beam Angle Options



* Specifications according to PHILIPS values.

Body Colors Options



Textured Grey 7016 Grey 9005 Black 9006 Grey 9016 White

Optional Accessories



Product Coding

Product Name	Holder Type	Input	Control System	Color Temperature	Light Beam	Body Color							
XX	XX	AC	on/off	1-30V	PUSH	TRIAC	DALI	27K	3K	5K	6.5K	XX	XX
XX	XX	AC	N	V	P	T	D	2	3	5	6	XX	XX

FALCON S

Floodlight Series



A family of Square floodlight which covers a range of three sizes with different Powers and light options, to give multiple Solutions to various projects types. Basic and sophisticated design creating clean and tasteful style.

Falcon is made of Aluminium Injection Die-cast with high quality silicone seal gasket allowing IP66 protection. The design of FALCON Led PCB ensures an easy cool running for the LEDs and all components, which gives long life time to the product. High corrosion resistant suitable for harsh environments. Falcon S is the smallest version which can catch 10W power.

Characteristics

- Aluminium Injection Die Cast Body
- Electrostatic Powder Coated
- Optional RAL Colors
- Adjustable Bracket
- Heat & Impact Resistant Extra Clear 5mm Tempered Glass
- Aluminium PCB
- LED with Life Span > 100.000 Hours
- CCT tolerance within a 3 step MacAdams ellipse
- Corrosion Protection (Optional)
- 5 Years Warranty
- Marine Coating (Optional)
- ENEC Certified Driver

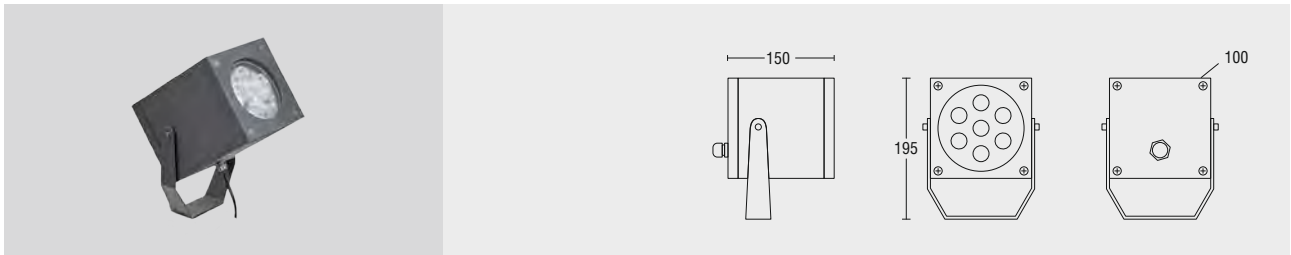
Key Advantages

- Elegant design
- High thermal performance
- High optical precision
- Excellent light output
- High power
- High Ambient temperature
- Easy installation

Applications



FALCON S



Standard Product

Input	100-240V / AC 50-60Hz
Control	On / Off
Optic	30°
Light Color	4000K
Body Color	7016 Grey
CRI	>82
Protection	IP66
Impact Resistance	IK09
Protection class IEC	Class I
Power factor (min.)	0,092
Surge protection	1KV
Weight	- kg
Ambient Temperature	-30°C / +60°C

Available Options

Input	24V / DC
Control	RGB, DALI, DIM, DMX
Optic	8°, 15°, 30°, 50°, 60°, 70°, 90°, 120°, Asymmetrical
Light Color	2200K, 2700K, 3000K, 5000K, 6500K
Body Color	Optional RAL colors
Glass	Frosted Diffuser Glass
CRI	>90
Protection	IP67-IP68
Impact Resistance	IK10
Warranty	7-10 Years

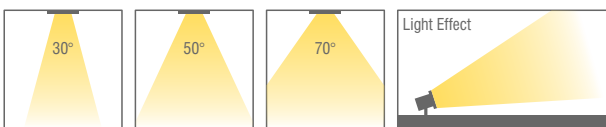
Light Colors




Ordering Details

Product Code	Power	Light Color	Beam Angle	Lumen
FALCON.3.AC.N.4.30.7016	3W	4000K	30°	384
FALCON.5.AC.N.4.30.7016	5W	4000K	30°	640
FALCON.6.AC.N.4.30.7016	6W	4000K	30°	768

Beam Angle Options



Body Colors Options



Optional Accessories



Product Coding

Product Name	Product Power	Input	Control System	Color Temperature	Light Beam	Body Color
XX	XX	AC DC	SPGR I-10V PUSH TRAC DALI	SK 4K 6.5K	XX	XX
XX	XX	AC DC	N V P T D	3 4 6	XX	XX

FALCON M

Floodlight Series



A family of Square floodlight which covers a range of three sizes with different Powers and light options, to give multiple Solutions to various projects types. Basic and sophisticated design creating clean and tasteful style.

Falcon is made of Aluminium Injection Die-cast with high quality silicone seal gasket allowing IP66 protection. The design of FALCON Led PCB ensures an easy cool running for the LEDs and all components, which gives long life time to the product. High corrosion resistant suitable for harsh environments. Falcon M is the is the Middle power version which can catch 20W power.

Characteristics

- Aluminium Injection Die Cast Body
- Electrostatic Powder Coated
- Optional RAL Colors
- Adjustable Bracket
- Heat & Impact Resistant Extra Clear 5mm Tempered Glass
- Aluminium PCB
- LED with Life Span > 100.000 Hours
- CCT tolerance within a 3 step MacAdams ellipse
- Corrosion Protection (Optional)
- 5 Years Warranty
- Marine Coating (Optional)
- ENEC Certified Driver

Key Advantages

- Elegant design
- High thermal performance
- High optical precision
- Excellent light output
- High power
- High Ambient temperature
- Easy installation

Applications



Landscape



Architectural

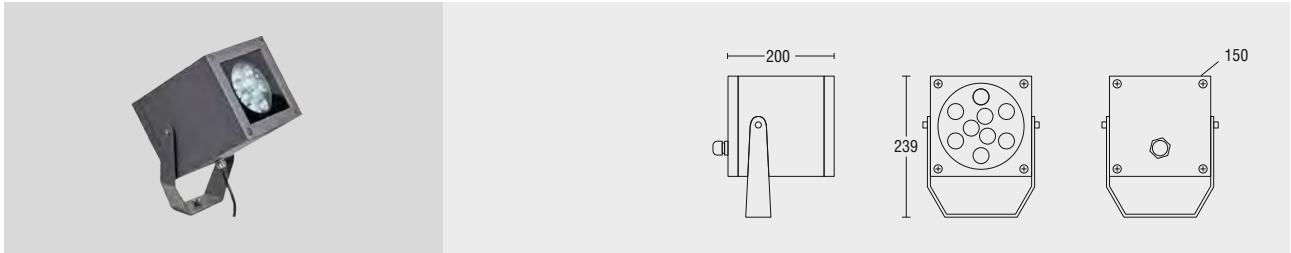


Ancient



Bridges

FALCON M



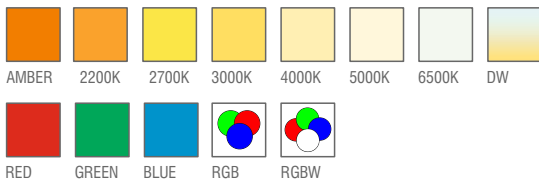
Standard Product

Input	100-240V / AC 50-60Hz
Control	On / Off
Optic	30°
Light Color	4000K
Body Color	7016 Grey
CRI	>82
Protection	IP66
Impact Resistance	IK09
Protection class IEC	Class I
Power factor (min.)	0,092
Surge protection	1KV
Weight	- kg
Ambient Temperature	-30°C / +60°C

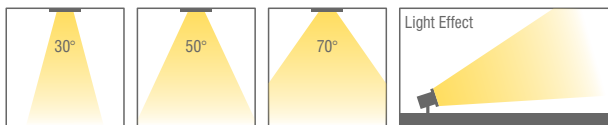
Available Options

Input	24V / DC
Control	RGB, DALI, DIM, DMX
Optic	8°, 15°, 30°, 50°, 60°, 70°, 90°, 120°, Asymmetrical
Light Color	2200K, 2700K, 3000K, 5000K, 6500K
Body Color	Optional RAL colors
Glass	Frosted Diffuser Glass
CRI	>90
Protection	IP67-IP68
Impact Resistance	IK10
Warranty	7-10 Years


Light Colors



Beam Angle Options



Body Colors Options



Optional Accessories




Product Coding

Product Name	Product Power	Input	Control System	Color Temperature	Light Beam	Body Color
XX	XX	AC DC on/off 1-10V	PUSH TRAC DALI	3K 4K 6.5K	XX	XX
XX	XX	AC DC	N V P T D	3 4 6	XX	XX

FALCON L

Floodlight Series



A family of Square floodlight which covers a range of three sizes with different Powers and light options, to give multiple Solutions to various projects types. Basic and sophisticated design creating clean and tasteful style.

Falcon is made of Aluminium Injection Die-cast with high quality silicone seal gasket allowing IP66 protection. The design of FALCON Led PCB ensures an easy cool running for the LEDs and all components, which gives long life time to the product. High corrosion resistant suitable for harsh environments. Falcon L is the high power version which can catch 45W power.

Characteristics

- Aluminium Injection Die Cast Body
- Electrostatic Powder Coated
- Optional RAL Colors
- Adjustable Bracket
- Heat & Impact Resistant Extra Clear 5mm Tempered Glass
- Aluminium PCB
- LED with Life Span > 100.000 Hours
- CCT tolerance within a 3 step MacAdams ellipse
- Corrosion Protection (Optional)
- 5 Years Warranty
- Marine Coating (Optional)
- ENEC Certified Driver

Key Advantages

- Elegant design
- High thermal performance
- High optical precision
- Excellent light output
- High power
- High Ambient temperature
- Easy installation

Applications



Landscape



Architectural

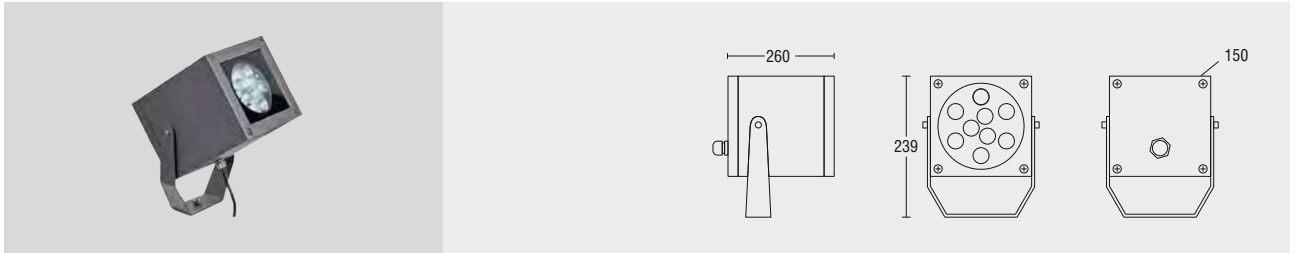


Ancient



Bridges

FALCON L



Standard Product

Input	100-240V / AC 50-60Hz
Control	On / Off
Optic	30°
Light Color	4000K
Body Color	7016 Grey
CRI	>82
Protection	IP66
Impact Resistance	IK09
Protection class IEC	Class I
Power factor (min.)	0,092
Surge protection	1KV
Weight	- kg
Ambient Temperature	-30°C / +60°C

Available Options

Input	24V / DC
Control	RGB, DALI, DIM, DMX
Optic	8°, 15°, 30°, 50°, 60°, 70°, 90°, 120°, Asymmetrical
Light Color	2200K, 2700K, 3000K, 5000K, 6500K
Body Color	Optional RAL colors
Glass	Frosted Diffuser Glass
CRI	>90
Protection	IP67-IP68
Impact Resistance	IK10
Warranty	7-10 Years

Light Colors

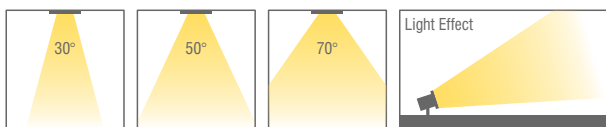


Ordering Details

Product Code	Power	Light Color	Beam Angle	Lumen
FALCONL.15.AC.N.4.30.7016	15W	4000K	30°	1950
FALCONL.20.AC.N.4.30.7016	20W	4000K	30°	2600
FALCONL.22.AC.N.4.30.7016	22W	4000K	30°	2860

* For different options, please contact our team.

Beam Angle Options



Body Colors Options



Optional Accessories



Product Coding

Product Name	Product Power	Input	Control System	Color Temperature	Light Beam	Body Color
XX	XX	AC DC on/off 1-30V	PUSH TRAC DALI	3K 4K 6.5K	XX	XX
XX	XX	AC DC	N V P T D	3 4 6	XX	XX





IN GROUND SERIES



AXIS

In Ground - Drive Over



AXIS is our smallest 1 LED inground which fulfills two important requirements: Small dimensions and powerful light effect.

With a small diameter of 60mm, dimension, Axis recessed inground allows to create powerful and pure light effect. It can be used as a single point of light, thanks to its dimensions. Suitable for installation on floor for outdoor areas, in the drive-over use. Installation in concrete with a recessed box.

Luminaire comes with 2 sides cable as standard.

Key Advantages


- Drive over
- High thermal performance
- High corrosion resistance
- High IP protection
- Excellent light output
- High Ambient temperature
- Easy installation

Characteristics

Aluminium Injection Die Cast Body
Electrostatic Powder Paint
Optional RAL Colors
Extra Clear 5mm Tempered Glass
Aluminium PCB
LED with Life Span > 100.000 Hours
CCT tolerance within a 3 step MacAdams ellipse
Corrosion Protection
5 Years Warranty
Marine Coating (Optional)
ENEC Certified Driver

Applications





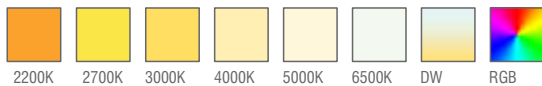
Standard Product

Input	100-240V / AC 50-60Hz
Control	On / Off
Optic	30°
Light Color	4000K
Body Color	7016 Grey
Frame	Stainless Steel
CRI	> 82
Protection	IP67
Impact Resistance	IK10
Protection class IEC	Class I
Power factor (min.)	0,092
Weight	- kg
Ambient Temperature	-30°C / +60°C

Available Options

Input	24V / DC
Control	RGB, DALI, DIM, DMX
Optic	8°, 15°, 30°, 50°, 60°, 70°, 90°, 120°, Asymmetrical
Light Color	2200K, 2700K, 3000K, 5000K, 6500K
Body Color	Optional RAL colors
Glass	Frosted Diffuser Glass
CRI	> 90
Protection	IP68
Warranty	7-10 Years

Light Colors




Ordering Details

Product Code	Power	Light Color	Beam Angle	Lumen
AXIS.1.AC.N.4.30.7016	1W	4000K	30°	130

* For different options, please contact our team.

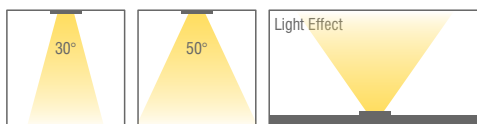
Body Colors Options



Recessed Box



Beam Angle Options



Optional Accessories



Anti-Glare
Honeycomb
Accessory





IP67
Junction
Box

Product Coding

Product Name	Product Power	Input	Control System	Color Temperature	Light Beam	Body Color
XX	XX	AC DC	TRAC PUSH TRAC DALI	3K 4K 6.5K	XX	XX
XX	XX	AC DC	N V P T D	3 4 6	XX	XX

AXIS M

In Ground - Drive Over



AXIS is our smallest 1 LED inground which fulfills two important requirements: Small dimensions and powerful light effect.

With a small diameter of 50mm, dimension, Axis recessed inground allows to create powerful and pure light effect. It can be used as a single point of light, thanks to its dimensions. Suitable for installation on floor for outdoor areas, in the drive-over use. Installation in concrete with a recessed box.

Luminaire comes with 2 sides cable as standard.

Key Advantages

- Drive over
- High thermal performance
- High corrosion resistance
- High IP protection
- Excellent light output
- High Ambient temperature
- Easy installation


Characteristics

Aluminium Injection Die Cast Body
Electrostatic Powder Paint
Optional RAL Colors
Extra Clear 5mm Tempered Glass
Aluminium PCB
LED with Life Span > 100.000 Hours
CCT tolerance within a 3 step MacAdams ellipse
Corrosion Protection
5 Years Warranty
Marine Coating (Optional)
ENEC Certified Driver

Applications



AXIS M



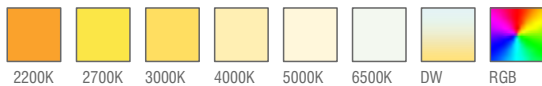
Standard Product

Input	100-240V / AC 50-60Hz
Control	On / Off
Optic	30°
Light Color	4000K
Body Color	7016 Grey
Frame	Stainless Steel
CRI	> 82
Protection	IP67
Impact Resistance	IK10
Protection class IEC	Class I
Power factor (min.)	0,092
Weight	- kg
Ambient Temperature	-30°C / +60°C

Available Options

Input	24V / DC
Control	RGB, DALI, DIM, DMX
Optic	8°, 15°, 30°, 50°, 60°, 70°, 90°, 120°, Asymmetrical
Light Color	2200K, 2700K, 3000K, 5000K, 6500K
Body Color	Optional RAL colors
Glass	Frosted Diffuser Glass
CRI	> 90
Protection	IP68
Warranty	7-10 Years

Light Colors




Ordering Details

Product Code	Power	Light Color	Beam Angle	Lumen
AXISM.3.AC.N.4.30.7016	3W	4000K	30°	390
AXISM.4.AC.N.4.30.7016	4W	4000K	30°	520

* For different options, please contact our team.

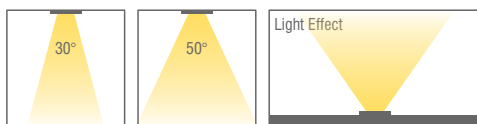
Body Colors Options



Recessed Box



Beam Angle Options



Optional Accessories



Anti-Glare
Honeycomb
Accessory



IP67
Junction
Box

Product Coding

Product Name	Product Power	Input	Control System	Color Temperature	Light Beam	Body Color
XX	XX	AC DC	ON/OFF 0-10V PUSH TRAC DALI	3K 4K 6.5K	XX	XX
XX	XX	AC DC	N V P T D	3 4 6	XX	XX

AXIS L

In Ground - Drive Over



AXIS is our 3 LED inground which fulfills important requirements: Small dimensions and powerful light effect.

With a small diameter of 50mm, dimension, Axis recessed inground allows to create powerful and pure light effect. It can be used as a single point of light, thanks to its dimensions. Suitable for installation on floor for outdoor areas, in the drive-over use. Installation in concrete with a recessed box.

Luminaire comes with 2 sides cable as standard.

Key Advantages

- Drive over
- High thermal performance
- High corrosion resistance
- High IP protection
- Excellent light output
- High Ambient temperature
- Easy installation


Characteristics

Aluminium Injection Die Cast Body
Electrostatic Powder Paint
Optional RAL Colors
Extra Clear 5mm Tempered Glass
Aluminium PCB
LED with Life Span > 100.000 Hours
CCT tolerance within a 3 step MacAdams ellipse
Corrosion Protection
5 Years Warranty
Marine Coating (Optional)
ENEC Certified Driver

Applications



AXIS L



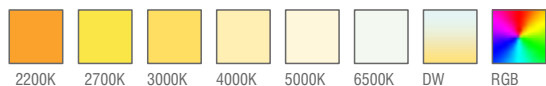
Standard Product

Input	100-240V / AC 50-60Hz
Control	On / Off
Optic	30°
Light Color	4000K
Body Color	7016 Grey
Frame	Stainless Steel
CRI	> 82
Protection	IP67
Impact Resistance	IK10
Protection class IEC	Class I
Power factor (min.)	0,092
Weight	- kg
Ambient Temperature	-30°C / +60°C

Available Options

Input	24V / DC
Control	RGB, DALI, DIM, DMX
Optic	8°, 15°, 30°, 50°, 60°, 70°, 90°, 120°, Asymmetrical
Light Color	2200K, 2700K, 3000K, 5000K, 6500K
Body Color	Optional RAL colors
Glass	Frosted Diffuser Glass
CRI	> 90
Protection	IP68
Warranty	7-10 Years


Light Colors



Ordering Details

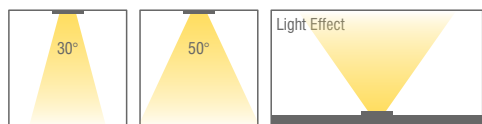
Product Code	Power	Light Color	Beam Angle	Lumen
AXISL.3.AC.N.4.30.7016	3W	4000K	30°	390
AXISL.4.AC.N.4.30.7016	4W	4000K	30°	520
AXISL.5.AC.N.4.30.7016	5W	4000K	30°	650
AXISL.6.AC.N.4.30.7016	6W	4000K	30°	780
AXISL.7.AC.N.4.30.7016	7W	4000K	30°	910

Body Colors Options



* For different options, please contact our team.

Beam Angle Options



Recessed Box



Optional Accessories



Anti-Glare Honeycomb Accessory




IP67 Junction Box

Product Coding

Product Name	Product Power	Input	Control System	Color Temperature	Light Beam	Body Color
XX	XX	AC DC	ON/OFF 0-10V PUSH TRAC DALI	3K 4K 6.5K	XX	XX
XX	XX	AC DC	N V P T D	3 4 6	XX	XX

HYDRO

In Ground - Drive Over



HYDRO is one of our large ingrounds range which fulfills two important requirements: Low energy consumption and high lighting performance.

Highly modern LED recessed ground luminaire which can be adapted to any conceivable installation situation, and which can meet the highest standards of tightness, corrosion resistance, performance, efficiency, handling and form language, and which also offers not just a compromise but a satisfactory and permanent solution even for the most tricky requirements and challenges.

Luminaire comes with 2 sides cable as standard.

Key Advantages

- Drive over
- High thermal performance
- High corrosion resistance
- High IP protection
- Excellent light output
- High Ambient temperature
- Easy installation

Characteristics

Aluminium Injection Die Cast Body
Electrostatic Powder Paint
Optional RAL Colors
Extra Clear 5mm Tempered Glass
Aluminium PCB
LED with Life Span > 100.000 Hours
CCT tolerance within a 3 step MacAdams ellipse
Corrosion Protection
5 Years Warranty
Marine Coating (Optional)
ENEC Certified Driver

Applications



Landscape



Outdoor




Urban



Architectural

HYDRO



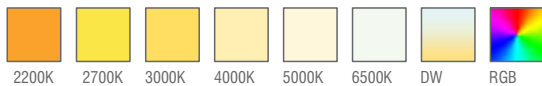
Standard Product

Input	100-240V / AC 50-60Hz
Control	On / Off
Optic	30°
Light Color	4000K
Body Color	7016 Grey
Frame	Stainless Steel
CRI	> 82
Protection	IP67
Impact Resistance	IK10
Protection class IEC	Class I
Power factor (min.)	0,092
Weight	- kg
Ambient Temperature	-30°C / +60°C

Available Options

Input	24V / DC
Control	RGB, DALI, DIM, DMX
Optic	8°, 15°, 30°, 50°, 60°, 70°, 90°, 120°, Asymmetrical
Light Color	2200K, 2700K, 3000K, 5000K, 6500K
Body Color	Optional RAL colors
Glass	Frosted Diffuser Glass
CRI	> 90
Protection	IP68
Warranty	7-10 Years

Light Colors




Ordering Details

Product Code	Power	Light Color	Beam Angle	Lumen
HYDRO.10.AC.N.4.30.7016	10W	4000K	30°	1300

* For different options, please contact our team.

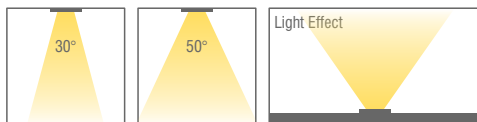
Body Colors Options



Recessed Box



Beam Angle Options



Optional Accessories



Anti-Glare Honeycomb Accessory




IP67 Junction Box

Product Coding

Product Name	Product Power	Input	Control System	Color Temperature	Light Beam	Body Color
XX	XX	AC DC	ON/OFF 0-10V PUSH TRAC DALI	3K 4K 6.5K	XX	XX
XX	XX	AC DC	N V P T D	3 4 6	XX	XX

MAKS

In Ground - Drive Over



MAKS is one of our large ingrounds range which fulfills two important requirements: Low energy consumption and high lighting performance.

Highly modern LED recessed ground luminaire which can be adapted to any conceivable installation situation, and which can meet the highest standards of tightness, corrosion resistance, performance, efficiency, handling and form language, and which also offers not just a compromise but a satisfactory and permanent solution even for the most tricky requirements and challenges.

Luminaire comes with 2 sides cable as standard.

Key Advantages


- Drive over
- High thermal performance
- High corrosion resistance
- High IP protection
- Excellent light output
- High Ambient temperature
- Easy installation

Characteristics

Aluminium Injection Die Cast Body
Electrostatic Powder Paint
Optional RAL Colors
Extra Clear 5mm Tempered Glass
Aluminium PCB
LED with Life Span > 100.000 Hours
CCT tolerance within a 3 step MacAdams ellipse
Corrosion Protection
5 Years Warranty
Marine Coating (Optional)
ENEC Certified Driver

Applications





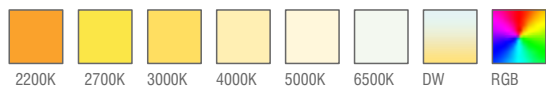
Standard Product

Input	100-240V / AC 50-60Hz
Control	On / Off
Optic	30°
Light Color	4000K
Body Color	7016 Grey
Frame	Stainless Steel
CRI	> 82
Protection	IP67
Impact Resistance	IK10
Protection class IEC	Class I
Power factor (min.)	0,092
Weight	- kg
Ambient Temperature	-30°C / +60°C


Available Options

Input	24V / DC
Control	RGB, DALI, DIM, DMX
Optic	8°, 15°, 30°, 50°, 60°, 70°, 90°, 120°, Asymmetrical
Light Color	2200K, 2700K, 3000K, 5000K, 6500K
Body Color	Optional RAL colors
Glass	Frosted Diffuser Glass
CRI	> 90
Protection	IP68
Warranty	7-10 Years

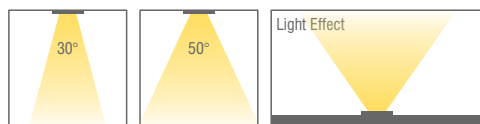
Light Colors



Body Colors Options



Beam Angle Options



Ordering Details

Product Code	Power	Light Color	Beam Angle	Lumen
MAKS.3.AC.N.4.30.7016	3W	4000K	30°	390
MAKS.5.AC.N.4.30.7016	5W	4000K	30°	650

* For different options, please contact our team.

Recessed Box



Optional Accessories



Anti-Glare Honeycomb Accessory




IP67 Junction Box

Product Coding

Product Name	Product Power	Input	Control System	Color Temperature	Light Beam	Body Color
XX	XX	AC DC	ON/OFF 0-10V PUSH TRAC DALI	3K 4K 6.5K	XX	XX
XX	XX	AC DC	N V P T D	3 4 6	XX	XX

NANO

In Ground - Drive Over



Ideal for the façades and big trees, NANO is our recessed in-ground model. Thanks to its high power and universal design, It is perfect for highlighting the architectural values of buildings.

Made Die-cast aluminium and extruded body, Stainless-steel front frame and thermoplastic recessed box. Corrosion free luminaire due to using Zincoprime applied to surface of the luminaire for corrosion. Tempered glass with silicone rubber gasket to guarantee a high level of protection.

Luminaire comes with 2 sides cable as standard.

Key Advantages

- Drive over
- High thermal performance
- High corrosion resistance
- High IP protection
- Excellent light output
- High Ambient temperature
- Easy installation


Characteristics

Aluminium Injection Die Cast Body
Electrostatic Powder Paint
Optional RAL Colors
Extra Clear 5mm Tempered Glass
Aluminium PCB
LED with Life Span > 100.000 Hours
CCT tolerance within a 3 step MacAdams ellipse
Corrosion Protection
5 Years Warranty
Marine Coating (Optional)
ENEC Certified Driver

Applications



NANO




Standard Product

Input	100-240V / AC 50-60Hz
Control	On / Off
Optic	30°
Light Color	4000K
Body Color	7016 Grey
Frame	Stainless Steel
CRI	> 82
Protection	IP67
Impact Resistance	IK10
Protection class IEC	Class I
Power factor (min.)	0,092
Weight	- kg
Ambient Temperature	-30°C / +60°C

Available Options

Input	24V / DC
Control	RGB, DALI, DIM, DMX
Optic	8°, 15°, 30°, 50°, 60°, 70°, 90°, 120°, Asymmetrical
Light Color	2200K, 2700K, 3000K, 5000K, 6500K
Body Color	Optional RAL colors
Glass	Frosted Diffuser Glass
CRI	> 90
Protection	IP68
Warranty	7-10 Years

Light Colors




Ordering Details

Product Code	Power	Light Color	Beam Angle	Lumen
NANO.15.AC.N.4.30.7016	15W	4000K	30°	1950

* For different options, please contact our team.

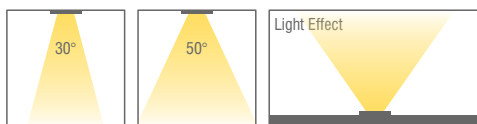
Body Colors Options



Recessed Box



Beam Angle Options



Optional Accessories



Anti-Glare Honeycomb Accessory



IP67 Junction Box

Product Coding

Product Name	Product Power	Input	Control System	Color Temperature	Light Beam	Body Color
XX	XX	AC DC	ON/OFF 0-10V PUSH TRAC DALI	3K 4K 6.5K	XX	XX
XX	XX	AC DC	N V P T D	3 4 6	XX	XX

VAULT

In Ground - Drive Over



Ideal for the façades and big trees, VAULT is our large recessed inground model. Thanks to its large shape with a diameter of 220mm, high power and universal design, It is perfect for highlighting the architectural values of buildings.

Made Die-cast aluminium and extruded body, Stainless-steel front frame and thermoplastic recessed box. Corrosion free luminaire due to using Zincoprim applied to surface of the luminaire for corrosion. Tempered glass with silicone rubber gasket to guarantee a high level of protection.

Luminaire comes with 2 sides cable as standard.

Key Advantages

- Drive over
- High thermal performance
- High corrosion resistance
- High IP protection
- Excellent light output
- High Ambient temperature
- Easy installation

Characteristics

Aluminium Injection Die Cast Body
Electrostatic Powder Paint
Optional RAL Colors
Extra Clear 5mm Tempered Glass
Aluminium PCB
LED with Life Span > 100.000 Hours
CCT tolerance within a 3 step MacAdams ellipse
Corrosion Protection
5 Years Warranty
Marine Coating (Optional)
ENEC Certified Driver

Applications



Landscape



Outdoor




Urban



Architectural

VAULT



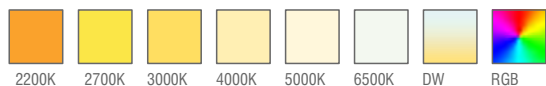
Standard Product

Input	100-240V / AC 50-60Hz
Control	On / Off
Optic	30°
Light Color	4000K
Body Color	7016 Grey
Frame	Stainless Steel
CRI	> 82
Protection	IP67
Impact Resistance	IK10
Protection class IEC	Class I
Power factor (min.)	0,092
Weight	- kg
Ambient Temperature	-30°C / +60°C


Available Options

Input	24V / DC
Control	RGB, DALI, DIM, DMX
Optic	8°, 15°, 30°, 50°, 60°, 70°, 90°, 120°, Asymmetrical
Light Color	2200K, 2700K, 3000K, 5000K, 6500K
Body Color	Optional RAL colors
Glass	Frosted Diffuser Glass
CRI	> 90
Protection	IP68
Warranty	7-10 Years

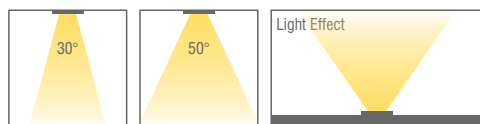
Light Colors



Body Colors Options



Beam Angle Options



Optional Accessories



Anti-Glare Honeycomb Accessory



IP67 Junction Box

Ordering Details

Product Code	Power	Light Color	Beam Angle	Lumen
VAULT.15.AC.N.4.30.7016	15W	4000K	30°	1980
VAULT.20.AC.N.4.30.7016	20W	4000K	30°	2640
VAULT.22.AC.N.4.30.7016	22W	4000K	30°	2904

* For different options, please contact our team.

Recessed Box



Product Coding

Product Name	Product Power	Input	Control System	Color Temperature	Light Beam	Body Color
XX	XX	AC DC	ON/OFF 0-10V PUSH TRAC DALI	3K 4K 6.5K	XX	XX
XX	XX	AC DC	N V P T D	3 4 6	XX	XX

VAULT XL

In Ground - Drive Over



Ideal for the façades and big trees, VAULT is our large recessed in-ground model. Thanks to its large shape with a diameter of 220mm, high power and universal design, It is perfect for highlighting the architectural values of buildings.

Made Die-cast aluminium and extruded body, Stainless-steel front frame and thermoplastic recessed box. Corrosion free luminaire due to using Zincoprim applied to surface of the luminaire for corrosion. Tempered glass with silicone rubber gasket to guarantee a high level of protection.

Luminaire comes with 2 sides cable as standard.

Key Advantages

- Drive over
- High thermal performance
- High corrosion resistance
- High IP protection
- Excellent light output
- High Ambient temperature
- Easy installation


Characteristics

Aluminium Injection Die Cast Body
Electrostatic Powder Paint
Optional RAL Colors
Extra Clear 5mm Tempered Glass
Aluminium PCB
LED with Life Span > 100.000 Hours
CCT tolerance within a 3 step MacAdams ellipse
Corrosion Protection
5 Years Warranty
Marine Coating (Optional)
ENEC Certified Driver

Applications



VAULT XL



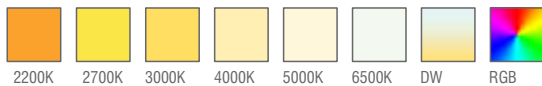
Standard Product

Input	100-240V / AC 50-60Hz
Control	On / Off
Optic	30°
Light Color	4000K
Body Color	7016 Grey
Frame	Stainless Steel
CRI	> 82
Protection	IP67
Impact Resistance	IK10
Protection class IEC	Class I
Power factor (min.)	0,092
Weight	- kg
Ambient Temperature	-30°C / +60°C


Available Options

Input	24V / DC
Control	RGB, DALI, DIM, DMX
Optic	8°, 15°, 30°, 50°, 60°, 70°, 90°, 120°, Asymmetrical
Light Color	2200K, 2700K, 3000K, 5000K, 6500K
Body Color	Optional RAL colors
Glass	Frosted Diffuser Glass
CRI	> 90
Protection	IP68
Warranty	7-10 Years

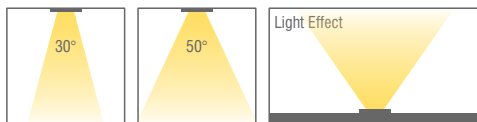
Light Colors



Body Colors Options



Beam Angle Options



Optional Accessories



Anti-Glare Honeycomb Accessory



IP67 Junction Box

Ordering Details

Product Code	Power	Light Color	Beam Angle	Lumen
VAULT.15.AC.N.4.30.7016	15W	4000K	30°	1980
VAULT.20.AC.N.4.30.7016	20W	4000K	30°	2640
VAULT.25.AC.N.4.30.7016	25W	4000K	30°	3300
VAULT.30.AC.N.4.30.7016	30W	4000K	30°	3960
VAULT.35.AC.N.4.30.7016	35W	4000K	30°	4620
VAULT.40.AC.N.4.30.7016	40W	4000K	30°	5280
VAULT.45.AC.N.4.30.7016	45W	4000K	30°	5940
VAULT.50.AC.N.4.30.7016	50W	4000K	30°	6600

* For different options, please contact our team.

Recessed Box



Product Coding

Product Name	Product Power	Input	Control System	Color Temperature	Light Beam	Body Color
XX	XX	AC DC	ON/OFF 0-10V PUSH TRAC DALI	3K 4K 6.5K	XX	XX
XX	XX	AC DC	N V P T D	3 4 6	XX	XX

NEPTUNE

In Ground - Drive Over



Neptune is one of our large ingrounds range which fulfills two important requirements: Low energy consumption and high lighting performance.

Highly modern LED recessed ground square luminaire which can be adapted to any conceivable installation situation, and which can meet the highest standards of tightness, corrosion resistance, performance, efficiency, handling and form language, and which also offers not just a compromise but a satisfactory and permanent solution even for the most tricky requirements and challenges.

Luminaire comes with 2 sides cable as standard.

Key Advantages

- Drive over
- High thermal performance
- High corrosion resistance
- High IP protection
- Excellent light output
- High Ambient temperature
- Easy installation

Characteristics

Aluminium Injection Die Cast Body

Electrostatic Powder Paint

Optional RAL Colors

Extra Clear 5mm Tempered Glass

Aluminium PCB

LED with Life Span > 100.000 Hours

CCT tolerance within a 3 step MacAdams ellipse

Corrosion Protection

5 Years Warranty

Marine Coating (Optional)

ENEC Certified Driver

Applications



Landscape



Outdoor




Urban



Architectural

NEPTUNE



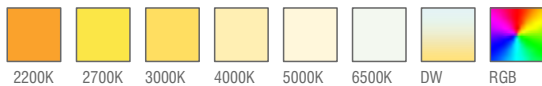
Standard Product

Input	100-240V / AC 50-60Hz
Control	On / Off
Optic	30°
Light Color	4000K
Body Color	7016 Grey
Frame	Stainless Steel
CRI	> 82
Protection	IP67
Impact Resistance	IK10
Protection class IEC	Class I
Power factor (min.)	0,092
Weight	- kg
Ambient Temperature	-30°C / +60°C

Available Options

Input	24V / DC
Control	RGB, DALI, DIM, DMX
Optic	8°, 15°, 30°, 50°, 60°, 70°, 90°, 120°, Asymmetrical
Light Color	2200K, 2700K, 3000K, 5000K, 6500K
Body Color	Optional RAL colors
Glass	Frosted Diffuser Glass
CRI	> 90
Protection	IP68
Warranty	7-10 Years

Light Colors




Ordering Details

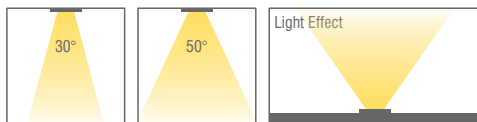
Product Code	Power	Light Color	Beam Angle	Lumen
NEPTUNE.3.AC.N.4.30.7016	3W	4000K	30°	396
NEPTUNE.5.AC.N.4.30.7016	5W	4000K	30°	660

* For different options, please contact our team.

Body Colors Options



Beam Angle Options



Recessed Box



Optional Accessories



Anti-Glare Honeycomb Accessory




IP67 Junction Box

Product Coding

Product Name	Product Power	Input	Control System	Color Temperature	Light Beam	Body Color
XX	XX	AC DC	ON/OFF 0-10V PUSH TRAC DALI	3K 4K 6.5K	XX	XX
XX	XX	AC DC	N V P T D	3 4 6	XX	XX

LUKA

In Ground - Drive Over



LUKA is one of our large ingrounds range which fulfills two important requirements: Low energy consumption and high lighting performance.

Highly modern LED recessed ground luminaire which can be adapted to any conceivable installation situation, and which can meet the highest standards of tightness, corrosion resistance, performance, efficiency, handling and form language, and which also offers not just a compromise but a satisfactory and permanent solution even for the most tricky requirements and challenges.

Luminaire comes with 2 sides cable as standard.

Key Advantages

- Drive over
- High thermal performance
- High corrosion resistance
- High IP protection
- Excellent light output
- High Ambient temperature
- Easy installation

Characteristics

Aluminium Injection Die Cast Body
Electrostatic Powder Paint
Optional RAL Colors
Extra Clear 5mm Tempered Glass
Aluminium PCB
LED with Life Span > 100.000 Hours
CCT tolerance within a 3 step MacAdams ellipse
Corrosion Protection
5 Years Warranty
Marine Coating (Optional)
ENEC Certified Driver

Applications



Landscape




Outdoor



Urban



Architectural




Standard Product

Input	100-240V / AC 50-60Hz
Control	On / Off
Optic	30°
Light Color	4000K
Body Color	7016 Grey
Frame	Stainless Steel
CRI	> 82
Protection	IP67
Impact Resistance	IK10
Protection class IEC	Class I
Power factor (min.)	0,092
Weight	- kg
Ambient Temperature	-30°C / +60°C

Available Options

Input	24V / DC
Control	RGB, DALI, DIM, DMX
Optic	8°, 15°, 30°, 50°, 60°, 70°, 90°, 120°, Asymmetrical
Light Color	2200K, 2700K, 3000K, 5000K, 6500K
Body Color	Optional RAL colors
Glass	Frosted Diffuser Glass
CRI	> 90
Protection	IP68
Warranty	7-10 Years

Light Colors




Ordering Details

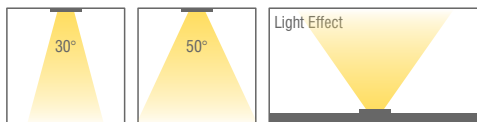
Product Code	Power	Light Color	Beam Angle	Lumen
LUKA.10.AC.N.4.30.7016	10W	4000K	30°	1320

* For different options, please contact our team.

Body Colors Options



Beam Angle Options



Recessed Box



Optional Accessories



Anti-Glare Honeycomb Accessory



IP67 Junction Box

Product Coding

Product Name	Product Power	Input	Control System	Color Temperature	Light Beam	Body Color
XX	XX	AC DC	ON/OFF 0-10V PUSH TRAC DALI	3K 4K 6.5K	XX	XX
XX	XX	AC DC	N V P T D	3 4 6	XX	XX

ARMADA

In Ground - Drive Over



Ideal for the façades and big trees, ARMADA is our square inground model. Thanks to its high power and universal design, It is perfect for highlighting the architectural values of buildings.

Made Die-cast aluminium and extruded body, Stainless-steel front frame and thermoplastic recessed box. Corrosion free luminaire due to using Zincoprim applied to surface of the luminaire for corrosion. Tempered glass with silicone rubber gasket to guarantee a high level of protection.

Luminaire comes with 2 sides cable as standard.

Key Advantages

- Drive over
- High thermal performance
- High corrosion resistance
- High IP protection
- Excellent light output
- High Ambient temperature
- Easy installation

Characteristics

Aluminium Injection Die Cast Body
Electrostatic Powder Paint
Optional RAL Colors
Extra Clear 5mm Tempered Glass
Aluminium PCB
LED with Life Span > 100.000 Hours
CCT tolerance within a 3 step MacAdams ellipse
Corrosion Protection
5 Years Warranty
Marine Coating (Optional)
ENEC Certified Driver

Applications



Landscape



Outdoor




Urban



Architectural

ARMADA



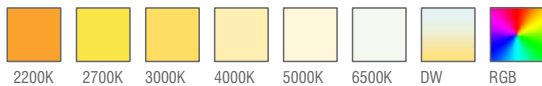
Standard Product

Input	100-240V / AC 50-60Hz
Control	On / Off
Optic	30°
Light Color	4000K
Body Color	7016 Grey
Frame	Stainless Steel
CRI	> 82
Protection	IP67
Impact Resistance	IK10
Protection class IEC	Class I
Power factor (min.)	0,092
Weight	- kg
Ambient Temperature	-30°C / +60°C

Available Options

Input	24V / DC
Control	RGB, DALI, DIM, DMX
Optic	8°, 15°, 30°, 50°, 60°, 70°, 90°, 120°, Asymmetrical
Light Color	2200K, 2700K, 3000K, 5000K, 6500K
Body Color	Optional RAL colors
Glass	Frosted Diffuser Glass
CRI	> 90
Protection	IP68
Warranty	7-10 Years

Light Colors




Ordering Details

Product Code	Power	Light Color	Beam Angle	Lumen
ARMADA.15.AC.N.4.30.7016	15W	4000K	30°	1980

* For different options, please contact our team.

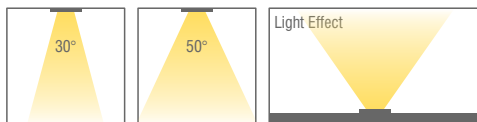
Body Colors Options



Recessed Box



Beam Angle Options



Optional Accessories



Anti-Glare Honeycomb Accessory





IP67 Junction Box

Product Coding

Product Name	Product Power	Input	Control System	Color Temperature	Light Beam	Body Color
XX	XX	AC DC	ON/OFF 0-10V PUSH TRAC DALI	3K 4K 6.5K	XX	XX
XX	XX	AC DC	N V P T D	3 4 6	XX	XX

KORDON

Linear In-Ground Drive Over



The standard design makes it easy to combine the three different sizes. Linear recessed inground. The powder coated surface completes the attractive, clear appearance.

To guarantee durability, high-quality materials such as corrosion resistant aluminium, toughened glass and stainless steel are used. An innovative ventilation system prevents condensation. The robust, dust proof housing, which is also protected against sprayed water, allows this lighting tool to be used for many years without any damage or maintenance.

Thanks to the flexibility of the base element, KORDON achieves to meet every need for lighting in several fields of application: walls, surfaces of vehicular traffic, pathways, gardens and parks.

Luminaire comes with 2 sides cable as standard.

Key Advantages

- High corrosion resistance
- High IP protection
- Excellent light output
- High Ambient temperature
- Easy installation

Characteristics

Aluminium Injection Die Cast Body

Electrostatic Powder Paint

Optional RAL Colors

Extra Clear 5mm Tempered Glass

Aluminium PCB

LED with Life Span > 100.000 Hours

CCT tolerance within a 3 step MacAdams ellipse

Corrosion Protection

5 Years Warranty

Marine Coating (Optional)

ENEC Certified Driver

Applications



Landscape



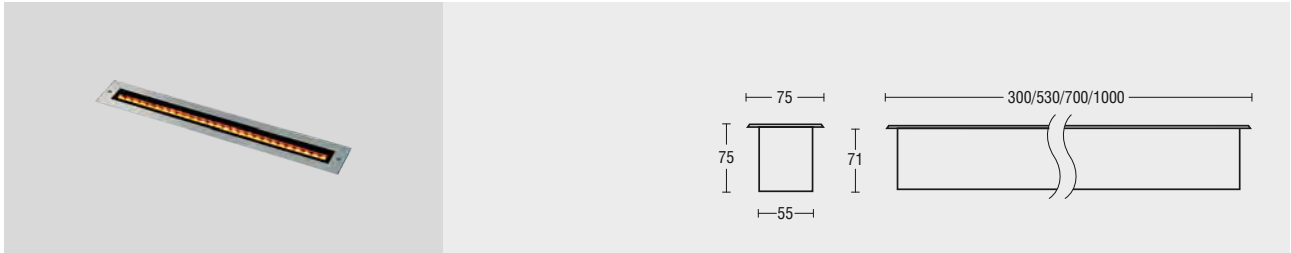
Outdoor



Urban



Architectural




Standard Product

Input	100-240V / AC 50-60Hz
Control	On / Off
Optic	30°
Light Color	4000K
Body Color	7016 Grey
Frame	Stainless Steel
CRI	> 82
Protection	IP67
Impact Resistance	IK10
Protection class IEC	Class I
Power factor (min.)	0,092
Weight	- kg
Ambient Temperature	-30°C / +60°C


Available Options

Input	24V / DC
Control	RGB, DALI, DIM, DMX
Optic	8°, 15°, 30°, 50°, 60°, 70°, 90°, 120°, Asymmetrical
Light Color	2200K, 2700K, 3000K, 5000K, 6500K
Body Color	Optional RAL colors
Glass	Frosted Diffuser Glass
CRI	> 90
Protection	IP68
Warranty	7-10 Years

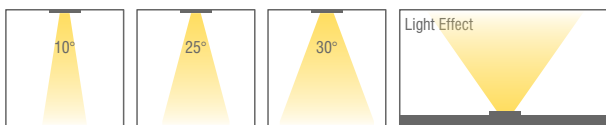
Light Colors



Body Colors Options



Beam Angle Options



Optional Accessories



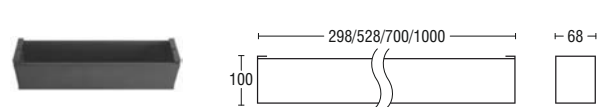
Ordering Details

Product Code	Power	Length	Light Color	Lumen
KORDON.10.AC.N.4.25.7016	10W	300mm	4000K	1320
KORDON.15.AC.N.4.25.7016	15W	300mm	4000K	1980
KORDON.21.AC.N.4.25.7016	21W	530mm	4000K	2772
KORDON.25.AC.N.4.25.7016	25W	530mm	4000K	3300
KORDON.32.AC.N.4.25.7016	32W	700mm	4000K	4224
KORDON.40.AC.N.4.25.7016	40W	1000mm	4000K	5280
KORDON.45.AC.N.4.25.7016	45W	1000mm	4000K	5940
KORDON.50.AC.N.4.25.7016	50W	1000mm	4000K	6600
KORDON.54.AC.N.4.25.7016	54W	1000mm	4000K	7128
KORDON.72.AC.N.4.25.7016	72W	1000mm	4000K	9504
KORDON.80.AC.N.4.25.7016	80W	1200mm	4000K	10560
KORDON.90.AC.N.4.25.7016	90W	1200mm	4000K	11880
KORDON.100.AC.N.4.25.7016	100W	1200mm	4000K	13200

* Products are shown at 30 degrees.

* For different options, please contact our team.

Recessed Box




Product Coding

Product Name	Product Power	Input	Control System	Color Temperature	Light Beam	Body Color
XX	XX	AC DC	0-10V PUSH TRAC DALI	3K 4K 6.5K	XX	XX
XX	XX	AC DC	N V P T D	3 4 6	XX	XX

CESAR MINI IN GROUND

Linear In-Ground



The standard design makes it easy to combine the three different sizes. Linear recessed in-ground. The powder coated surface completes the attractive, clear appearance.

To guarantee durability, high-quality materials such as corrosion resistant aluminium, toughened glass and stainless steel are used. An innovative ventilation system prevents condensation. The robust, dust proof housing, which is also protected against sprayed water, allows this lighting tool to be used for many years without any damage or maintenance.

Thanks to the flexibility of the base element, CESAR achieves to meet every need for lighting in several fields of application: walls, surfaces of vehicular traffic, pathways, gardens and parks.

Luminaire comes with 2 sides cable as standard.

Characteristics

Aluminium Injection Die Cast Body

Electrostatic Powder Paint

Optional RAL Colors

Extra Clear 5mm Tempered Glass

Aluminium PCB

LED with Life Span > 100.000 Hours

CCT tolerance within a 3 step MacAdams ellipse

Corrosion Protection

5 Years Warranty

Marine Coating (Optional)

ENEC Certified Driver

Key Advantages

- High corrosion resistance
- High IP protection
- Excellent light output
- High Ambient temperature
- Easy installation

Applications



Landscape



Outdoor

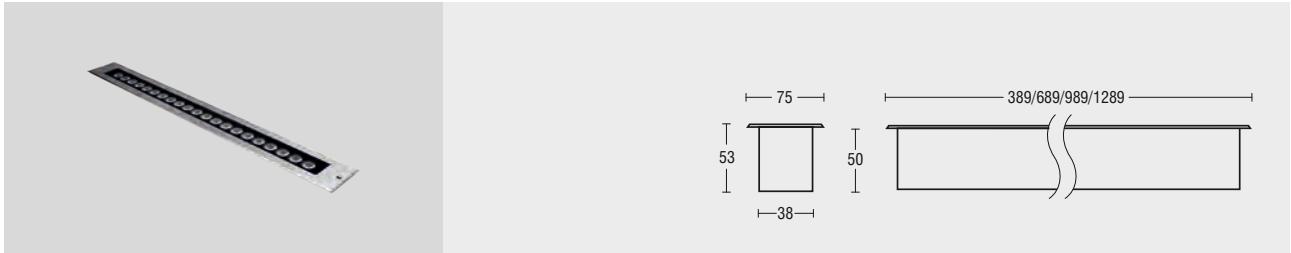


Urban



Architectural

CESAR MINI IN GROUND




Standard Product

Input	100-240V / AC 50-60Hz
Control	On / Off
Optic	30°
Light Color	4000K
Body Color	7016 Grey
Frame	Stainless Steel
CRI	> 82
Protection	IP67
Impact Resistance	IK10
Protection class IEC	Class I
Power factor (min.)	0,092
Weight	- kg
Ambient Temperature	-30°C / +60°C


Available Options

Input	24V / DC
Control	RGB, DALI, DIM, DMX
Optic	8°, 15°, 30°, 50°, 60°, 70°, 90°, 120°, Asymmetrical
Light Color	2200K, 2700K, 3000K, 5000K, 6500K
Body Color	Optional RAL colors
Glass	Frosted Diffuser Glass
CRI	> 90
Protection	IP68
Warranty	7-10 Years

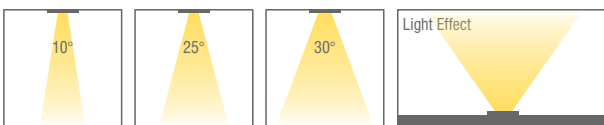
Light Colors



Body Colors Options



Beam Angle Options



Optional Accessories



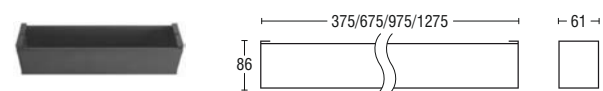
Ordering Details

Product Code	Power	Length	Light Color	Lumen
CESAR.MINI.ING.9.AC.N.4.25	9W	389mm	4000K	1188
CESAR.MINI.ING.14.AC.N.4.25	14W	389mm	4000K	1848
CESAR.MINI.ING.18.AC.N.4.25	18W	689mm	4000K	2376
CESAR.MINI.ING.27.AC.N.4.25	27W	689mm	4000K	3564
CESAR.MINI.ING.27.AC.N.4.25	27W	989mm	4000K	3564
CESAR.MINI.ING.40.AC.N.4.25	40W	989mm	4000K	5280
CESAR.MINI.ING.36.AC.N.4.25	36W	1289mm	4000K	4752
CESAR.MINI.ING.54.AC.N.4.25	54W	1289mm	4000K	7128

* Products are shown at 30 degrees.

* For different options, please contact our team.

Recessed Box



Product Coding

Product Name	Product Power	Input	Control System	Color Temperature	Light Beam	Body Color
XX	XX	AC DC	ON/OFF 0-10V PUSH TRAC DALI	3K 4K 6.5K	XX	XX
XX	XX	AC DC	N V P T D	3 4 6	XX	XX

CESAR MINI IN GROUND TRIMLESS

Linear In-Ground



The standard design makes it easy to combine the three different sizes. Linear recessed inground. The powder coated surface completes the attractive, clear appearance.

To guarantee durability, high-quality materials such as corrosion resistant aluminium, toughened glass and stainless steel are used. An innovative ventilation system prevents condensation. The robust, dust proof housing, which is also protected against sprayed water, allows this lighting tool to be used for many years without any damage or maintenance.

Thanks to the flexibility of the base element, CESAR achieves to meet every need for lighting in several fields of application: walls, surfaces of vehicular traffic, pathways, gardens and parks.

Luminaire comes with 2 sides cable as standard.

Characteristics

Aluminium Injection Die Cast Body
Electrostatic Powder Paint
Optional RAL Colors
Extra Clear 5mm Tempered Glass
Aluminium PCB
LED with Life Span > 100.000 Hours
CCT tolerance within a 3 step MacAdams ellipse
Corrosion Protection
5 Years Warranty
Marine Coating (Optional)
ENEC Certified Driver

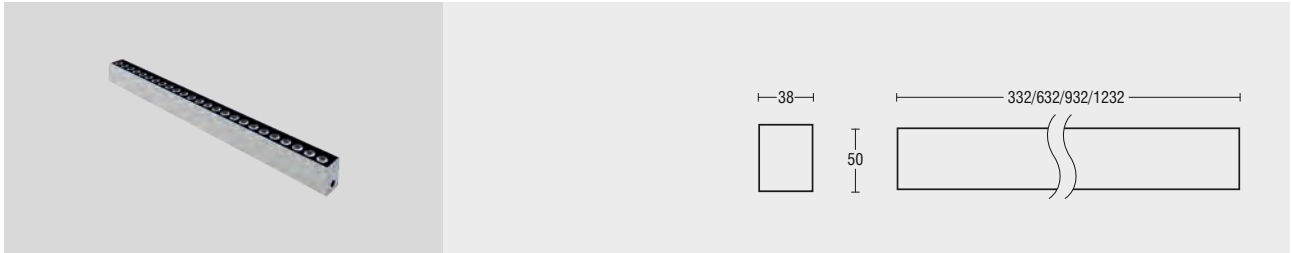
Key Advantages

- High corrosion resistance
- High IP protection
- Excellent light output
- High Ambient temperature
- Easy installation

Applications



CESAR MINI IN GROUND TRIMLESS




Standard Product

Input	100-240V / AC 50-60Hz
Control	On / Off
Optic	30°
Light Color	4000K
Body Color	7016 Grey
Frame	Stainless Steel
CRI	> 82
Protection	IP67
Impact Resistance	IK10
Protection class IEC	Class I
Power factor (min.)	0,092
Weight	- kg
Ambient Temperature	-30°C / +60°C


Available Options

Input	24V / DC
Control	RGB, DALI, DIM, DMX
Optic	8°, 15°, 30°, 50°, 60°, 70°, 90°, 120°, Asymmetrical
Light Color	2200K, 2700K, 3000K, 5000K, 6500K
Body Color	Optional RAL colors
Glass	Frosted Diffuser Glass
CRI	> 90
Protection	IP68
Warranty	7-10 Years

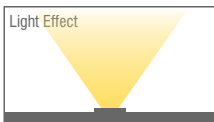
Light Colors



Body Colors Options



Beam Angle Options



Optional Accessories



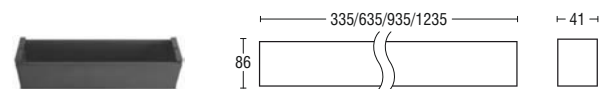
Ordering Details

Product Code	Power	Length	Light Color	Lumen
CESAR.MINI.TRIM.9.AC.N.4.25	9W	332mm	4000K	1188
CESAR.MINI.TRIM.14.AC.N.4.25	14W	332mm	4000K	1848
CESAR.MINI.TRIM.18.AC.N.4.25	18W	632mm	4000K	2376
CESAR.MINI.TRIM.27.AC.N.4.25	27W	632mm	4000K	3564
CESAR.MINI.TRIM.27.AC.N.4.25	27W	932mm	4000K	3564
CESAR.MINI.TRIM.40.AC.N.4.25	40W	932mm	4000K	5280
CESAR.MINI.TRIM.36.AC.N.4.25	36W	1232mm	4000K	4752
CESAR.MINI.TRIM.54.AC.N.4.25	54W	1232mm	4000K	7128

* Products are shown at 30 degrees.

* For different options, please contact our team.

Recessed Box





Product Coding

Product Name	Product Power	Input	Control System	Color Temperature	Light Beam	Body Color
XX	XX	AC DC	ON/OFF 0-10V PUSH TRAC DALI	3K 4K 6.5K	XX	XX
XX	XX	AC DC	N V P T D	3 4 6	XX	XX

FACIEM

Linear In-Ground



A recessed slim inground. FAcIEM stands for pure light: it produces a light beam which is important when switched on, to disappear from view once it is off.

Those features, with the simple ease of installation, allow FAcIEM to be used as a single light point or in series on the floor. It can highlight even individual architectural elements such as statues to the utmost. The luminaire is 24V. It makes architecture the protagonist and creates suggestive light paths thanks to its excellent lighting performance and high versatility of use.

Luminaire comes with 2 sides cable as standard.

Characteristics

Aluminium Injection Die Cast Body
Electrostatic Powder Paint
Optional RAL Colors
Extra Clear 5mm Tempered Glass
Aluminium PCB
LED with Life Span > 100.000 Hours
CCT tolerance within a 3 step MacAdams ellipse
Corrosion Protection
5 Years Warranty
Marine Coating (Optional)
ENEC Certified Driver
PMMA Diffuser

Key Advantages

- Slim for modern designs.
- Economic and efficient
- Easy installation
- High performance LED
- High corrosion resistance

Applications



Landscape




Outdoor



Urban



Architectural




Standard Product

Input	24V / DC
Control	On / Off
Optic	30°
Light Color	4000K
Body Color	7016 Grey
Frame	Stainless Steel
CRI	> 82
Protection	IP67
Impact Resistance	IK10
Protection class IEC	Class I
Power factor (min.)	0,092
Weight	- kg
Ambient Temperature	-30°C / +60°C


Available Options

Input	24V / DC
Control	RGB, DALI, DIM, DMX
Optic	8°, 15°, 30°, 50°, 60°, 70°, 90°, 120°, Asymmetrical
Light Color	2200K, 2700K, 3000K, 5000K, 6500K
Body Color	Optional RAL colors
Glass	Frosted Diffuser Glass
CRI	> 90
Protection	IP68
Warranty	7-10 Years

Light Colors



Body Colors Options



Beam Angle Options



Optional Accessories



Ordering Details

Product Code	Power	Length	Light Color	Lumen
FACIEM.21.AC.N.4.120.7016	21W	1000mm	4000K	2772


* For different options, please contact our team.

Product Coding

Product Name	Product Power	Input	Control System	Color Temperature	Light Beam	Body Color
XX	XX	AC DC	0-10V PUSH TRAC DALI	3K 4K 6.5K	XX	XX
XX	XX	AC DC	N V P T D	3 4 6	XX	XX

BEYOND

Linear In-Ground



A recessed slim inground. BEYOND stands for pure light: it produces a light beam which is important when switched on, to disappear once it is off. Those features, with the simple ease of installation, allow BEYOND to be used as a single light point or in series on the floor.

It can highlight even individual architectural elements such as statues to the utmost. The luminaire is 24V. It makes architecture the protagonist and creates suggestive light paths thanks to its excellent lighting performance and high versatility of use.

Luminaire comes with 2 sides cable as standard.

Key Advantages

- Slim for modern designs.
- Economic and efficient
- Easy installation
- High performance LED
- High corrosion resistance

Characteristics

Aluminium Injection Die Cast Body
Electrostatic Powder Paint
Optional RAL Colors
Extra Clear 5mm Tempered Glass
Aluminium PCB
LED with Life Span > 100.000 Hours
CCT tolerance within a 3 step MacAdams ellipse
Corrosion Protection
5 Years Warranty
Marine Coating (Optional)
ENEC Certified Driver

Applications



Landscape



Outdoor

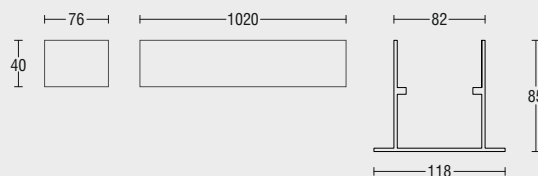


Urban



Architectural

BEYOND



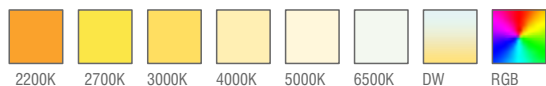
Standard Product

Input	24V / DC
Control	On / Off
Optic	30°
Light Color	4000K
Body Color	Aluminium
Frame	Stainless Steel
CRI	> 82
Protection	IP67
Impact Resistance	IK10
Protection class IEC	Class I
Power factor (min.)	0,092
Weight	- kg
Ambient Temperature	-30°C / +60°C

Available Options

Input	24V / DC
Control	RGB, DALI, DIM, DMX
Optic	8°, 15°, 30°, 50°, 60°, 70°, 90°, 120°, Asymmetrical
Light Color	2200K, 2700K, 3000K, 5000K, 6500K
Body Color	Optional RAL colors
Glass	Frosted Diffuser Glass
CRI	> 90
Protection	IP68
Warranty	7-10 Years

Light Colors




Ordering Details

Product Code	Power	Length	Light Color	Lumen
Beyond.21.AC.N.4.120.7016	21W	350mm	4000K	2709

* For different options, please contact our team.

Body Colors Options



Beam Angle Options



Optional Accessories




Product Coding

Product Name	Product Power	Input	Control System	Color Temperature	Light Beam	Body Color
XX	XX	AC DC	0-10V PUSH TRAC DALI	3K 4K 6.5K	XX	XX
XX	XX	AC DC	N V P T D	3 4 6	XX	XX

REET

In Ground - Walk Over



REET Inground is a high-performance, ground-recessed LED projector designed to solve a range of inground lighting drive Way challenges Lights for various applications with a choice of optics, trim, lenses and control options, with aluminium domes.

The plug and play design simplifies installation, protecting the system from water infiltration and ensuring long-lasting performance. Built with robust, high-quality materials that are resistant to harsh environments.

REET is available with Single sided openings to provide different lighting effects based on requirements.

Luminaire comes with 2 sides cable as standard.

Key Advantages


- Walk over
- High thermal performance
- High corrosion resistance
- High IP protection
- Excellent light output
- High Ambient temperature
- Easy installation

Characteristics

Aluminium Injection Die Cast Body
Electrostatic Powder Paint
Optional RAL Colors
Extra Clear 5mm Tempered Glass
Aluminium PCB
LED with Life Span > 100.000 Hours
CCT tolerance within a 3 step MacAdams ellipse
Corrosion Protection
5 Years Warranty
Marine Coating (Optional)
ENEC Certified Driver

Applications






Standard Product

Input	100-240V / AC 50-60Hz
Control	On / Off
Optic	30°
Light Color	4000K
Body Color	7016 Grey
CRI	>82
Protection	IP67
Impact Resistance	IK10
Protection class IEC	Class I
Power factor (min.)	0,092
Weight	- kg
Ambient Temperature	-30°C / +60°C

Available Options

Input	24V / DC
Control	RGB, DALI, DIM, DMX
Optic	8°, 15°, 30°, 50°, 60°, 70°, 90°, 120°, Asymmetrical
Light Color	2200K, 2700K, 3000K, 5000K, 6500K
Body Color	Optional RAL colors
Glass	Frosted Diffuser Glass
CRI	>90
Protection	IP68
Warranty	7-10 Years

Light Colors




Ordering Details

Product Code	Power	Light Color	Beam Angle	Lumen
REET1.2.AC.N.4.30.7016	2W	4000K	One Way	264
REET2.2.AC.N.4.30.7016	2X2W	4000K	Two Way	2X264

* For different options, please contact our team.

Body Colors Options



Recessed Box



Light Effects



Optional Accessories




IP67
Junction
Box

Product Coding

Product Name	Product Power	Input	Control System	Color Temperature	Light Beam	Body Color
XX	XX	AC DC	0-10V PUSH TRAC DALI	3K 4K 6.5K	XX	XX
XX	XX	AC DC	N V P T D	3 4 6	XX	XX

CIRCUS

In Ground - Drive Over



Circus Inground is a high-performance, ground-recessed LED projector designed to solve a range of inground lighting drive Way challenges Lights for various applications with a choice of optics, trim, lenses and control options, with aluminium domes.

The plug and play design simplifies installation, protecting the system from water infiltration and ensuring long-lasting performance. Built with robust, high-quality materials that are resistant to harsh environments. Circus is available with twelve sided openings to provide different lighting effects based on requirements.

Luminaire comes with 2 sides cable as standard.

Key Advantages

- Drive over
- High thermal performance
- High corrosion resistance
- High IP protection
- Excellent light output
- High Ambient temperature
- Easy installation


Characteristics

Aluminium Injection Die Cast Body
Electrostatic Powder Paint
Optional RAL Colors
Extra Clear 5mm Tempered Glass
Aluminium PCB
LED with Life Span > 100.000 Hours
CCT tolerance within a 3 step MacAdams ellipse
Corrosion Protection
5 Years Warranty
Marine Coating (Optional)
ENEC Certified Driver

Applications



CIRCUS




Standard Product

Input	100-240V / AC 50-60Hz
Control	On / Off
Optic	Symmetrical
Light Color	4000K
Body Color	7016 Grey
CRI	>82
Protection	IP67
Impact Resistance	IK10
Protection class IEC	Class I
Power factor (min.)	0,092
Weight	- kg
Ambient Temperature	-30°C / +60°C


Available Options

Input	24V / DC
Control	RGB, DALI, DIM, DMX
Optic	8°, 15°, 30°, 50°, 60°, 70°, 90°, 120°, Asymmetrical
Light Color	2200K, 2700K, 3000K, 5000K, 6500K
Body Color	Optional RAL colors
Glass	Frosted Diffuser Glass
CRI	>90
Protection	IP68
Warranty	7-10 Years


Light Colors



Body Colors Options



Light Effect



Ordering Details

Product Code	Power	Light Color	Beam Angle	Lumen
CIRCUS.10.AC.N.4.30.7016	10W	4000K	360°	1298

* For different options, please contact our team.

Recessed Box



Optional Accessories




IP67
Junction
Box

Product Coding

Product Name	Product Power	Input	Control System	Color Temperature	Light Beam	Body Color
XX	XX	AC DC	0-10V PUSH TRAC DALI	3K 4K 6.5K	XX	XX
XX	XX	AC DC	N V P T D	3 4 6	XX	XX

DUPLICY

In Ground - Drive Over



Duplicity Inground is a high-performance, ground-recessed LED projector designed to solve a range of inground lighting drive way challenges Lights for various applications with a choice of optics, trim, lenses and control options, with aluminium domes.

The plug and play design simplifies installation, protecting the system from water infiltration and ensuring long-lasting performance. Built with robust, high-quality materials that are resistant to harsh environments.

Duplicity is available with Double sided openings to provide different lighting effects based on requirements.

Luminaire comes with 2 sides cable as standard.

Key Advantages


- Drive over
- High thermal performance
- High corrosion resistance
- High IP protection
- Excellent light output
- High Ambient temperature
- Easy installation

Characteristics

Aluminium Injection Die Cast Body
Electrostatic Powder Paint
Optional RAL Colors
Extra Clear 5mm Tempered Glass
Aluminium PCB
LED with Life Span > 100.000 Hours
CCT tolerance within a 3 step MacAdams ellipse
Corrosion Protection
5 Years Warranty
Marine Coating (Optional)
ENEC Certified Driver

Applications





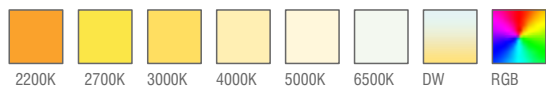
Standard Product

Input	100-240V / AC 50-60Hz
Control	On / Off
Optic	30°
Light Color	4000K
Body Color	7016 Grey
CRI	>82
Protection	IP67
Impact Resistance	IK10
Protection class IEC	Class I
Power factor (min.)	0,092
Weight	- kg
Ambient Temperature	-30°C / +60°C

Available Options

Input	24V / DC
Control	RGB, DALI, DIM, DMX
Optic	8°, 15°, 30°, 50°, 60°, 70°, 90°, 120°, Asymmetrical
Light Color	2200K, 2700K, 3000K, 5000K, 6500K
Body Color	Optional RAL colors
Glass	Frosted Diffuser Glass
CRI	>90
Protection	IP68
Warranty	7-10 Years

Light Colors




2200K 2700K 3000K 4000K 5000K 6500K DW RGB

Ordering Details

Product Code	Power	Light Color	Lumen
DUPLICITY.10.AC.N.4.30.7016	10W	4000K	1330
DUPLICITY.15.AC.N.4.30.7016	15W	4000K	1995
DUPLICITY.20.AC.N.4.30.7016	20W	4000K	2660
DUPLICITY.25.AC.N.4.30.7016	25W	4000K	3325
DUPLICITY.30.AC.N.4.30.7016	30W	4000K	3990

* For different options, please contact our team.

Body Colors Options



Textured Grey 7016 Grey 9005 Black 9006 Grey 9016 White Stainless Steel

Light Effects



Recessed Box



Optional Accessories



IP67 Junction Box

Product Coding

Product Name	Product Power	Input	Control System	Color Temperature	Light Beam	Body Color
XX	XX	AC DC	ON/OFF 0-10V PUSH TRAC DALI	3K 4K 6.5K	XX	XX
XX	XX	AC DC	N V P T D	3 4 6	XX	XX

DUPLICITY WALKWAY

In Ground - Drive Over



Duplicity Inground is a high-performance, ground-recessed LED projector designed to solve a range of inground lighting drive way challenges Lights for various applications with a choice of optics, trim, lenses and control options, with aluminium domes.

The plug and play design simplifies installation, protecting the system from water infiltration and ensuring long-lasting performance. Built with robust, high-quality materials that are resistant to harsh environments.

Duplicity is available with Double sided openings to provide different lighting effects based on requirements.

Luminaire comes with 2 sides cable as standard.

Key Advantages

- Drive over
- High thermal performance
- High corrosion resistance
- High IP protection
- Excellent light output
- High Ambient temperature
- Easy installation


Characteristics

Aluminium Injection Die Cast Body
Electrostatic Powder Paint
Optional RAL Colors
Extra Clear 5mm Tempered Glass
Aluminium PCB
LED with Life Span > 100.000 Hours
CCT tolerance within a 3 step MacAdams ellipse
Corrosion Protection
5 Years Warranty
Marine Coating (Optional)
ENEC Certified Driver

Applications



DUPLICITY WALKWAY



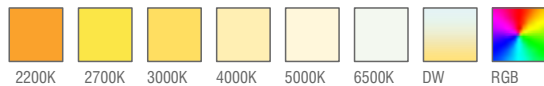
Standard Product

Input	100-240V / AC 50-60Hz
Control	On / Off
Optic	30°
Light Color	4000K
Body Color	7016 Grey
CRI	>82
Protection	IP67
Impact Resistance	IK10
Protection class IEC	Class I
Power factor (min.)	0,092
Weight	- kg
Ambient Temperature	-30°C / +60°C


Available Options

Input	24V / DC
Control	RGB, DALI, DIM, DMX
Optic	8°, 15°, 30°, 50°, 60°, 70°, 90°, 120°, Asymmetrical
Light Color	2200K, 2700K, 3000K, 5000K, 6500K
Body Color	Optional RAL colors
Glass	Frosted Diffuser Glass
CRI	>90
Protection	IP68
Warranty	7-10 Years

Light Colors



Body Colors Options



Light Effects



Optional Accessories



IP67
Junction
Box

Ordering Details

Product Code	Power	Light Color	Lumen
DUPLICYW.10.AC.N.4.30.7016	10W	4000K	1330
DUPLICYW.15.AC.N.4.30.7016	15W	4000K	1995
DUPLICYW.20.AC.N.4.30.7016	20W	4000K	2660
DUPLICYW.25.AC.N.4.30.7016	25W	4000K	3325
DUPLICYW.30.AC.N.4.30.7016	30W	4000K	3990

* For different options, please contact our team.

Recessed Box



Product Coding

Product Name	Product Power	Input	Control System	Color Temperature	Light Beam	Body Color
XX	XX	AC DC	ON/OFF 0-10V PUSH TRAC DALI	3K 4K 6.5K	XX	XX
XX	XX	AC DC	N V P T D	3 4 6	XX	XX





BOLLARD SERIES

ALVA

Outdoor type
LED Bollard Lighting



A bollard with perfect volume by primitive shapes and sharp edges, monuments of civilization disappeared. The light is projected through cuts and inclined planes.

Concrete is the central character of this bollard with multiple lighting solutions. Available in many different sizes, in single or double emission, this bollard becomes a light sculpture ideal for walkways, gardens, parks and landscape areas. ALVA is generating a pleasant contrast, suitable for harsh environment.

Key Advantages

- Long lasting silicone gaskets are used
- All external screws and bolts are made of stainless steel.
- Rigid Body


Characteristics

Concrete solid body
High Efficiency LED Lighting
Anchor system
Aluminium PCB
LED with Life Span > 100.000 Hours
CCT tolerance within a 3 step MacAdams ellipse
Corrosion Protection
5 Years Warranty
Marine Coating (Optional)
ENEC Certified Driver

Applications



ALVA




Standard Product

Input	100-305V / AC 50-65Hz
Control	On / Off
Optic	Symmetrical
Light Color	4000K
Body Color	Natural concrete
CRI	>82
Protection	IP66
Impact Resistance	IK10
Protection class IEC	Class I
Power factor (min.)	0,092
Weight	- kg
Ambient Temperature	-30°C / +60°C


Available Options

Input	24V / DC
Control	RGB, DALI, DIM, DMX
Optic	8°, 15°, 30°, 50°, 60°, 70°, 90°, 120°, Asymmetrical
Light Color	2200K, 2700K, 3000K, 5000K, 6500K
Body Color	Optional RAL colors
CRI	>90
Protection	IP67-IP68
Warranty	7-10 Years

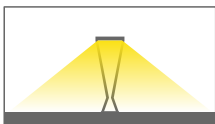
Light Colors



Body Colors Options



Light Effect



Optional Accessories



IP67
Junction
Box

Ordering Details

Product Code	Power	Light Color	Dimensions	Lumen
ALVA.8.600.AC.N.4.SYM	8W	4000K	600mm	1056
ALVA.10.600.AC.N.4.SYM	10W	4000K	600mm	1320
ALVA.15.800.AC.N.4.SYM	15W	4000K	800mm	1980
ALVA.20.800.AC.N.4.SYM	20W	4000K	800mm	2640
ALVA.25.1000.AC.N.4.SYM	25W	4000K	1000mm	3300
ALVA.30.1000.AC.N.4.SYM	30W	4000K	1000mm	3960
ALVA.25.1500.AC.N.4.SYM	25W	4000K	1500mm	3300
ALVA.30.1500.AC.N.4.SYM	30W	4000K	1500mm	3960
ALVA.35.2000.AC.N.4.SYM	35W	4000K	2000mm	4620
ALVA.40.2000.AC.N.4.SYM	40W	4000K	2000mm	5280

* For different options, please contact our team.




Product Coding

Product Name	Product Power	Input	Control System	Color Temperature	Light Beam	Body Color
XX	XX	AC DC	on/off 1-10V PUSH TRAC DALI	3K 4K 6.5K	XX	XX
XX	XX	AC DC	N V P T D	3 4 6	XX	XX

APOLLO

Outdoor type
LED Bollard Lighting



Apollo's soft light cone creates strikingly beautiful light patterns and reveals stylistic finesse, which bewitches both owner and spectator. Thanks to Apollo, stone comes to life and buildings can tell stories. This almost magic effect is due to a very pragmatic approach, namely that extraordinary performance creates extraordinary effects.

The housing made of powder-coated, corrosion-free aluminium forms a uniform and integrated whole, and features a high-quality finish in metallic colours.

Key Advantages

- Flawless cylindrical form
- Economic and efficient
- Easy installation
- High performance LED
- High corrosion resistance


Characteristics

Aluminium body
High efficiency LED lighting
Electrostatic powder paint
High quality silicone gasket
GAPOLLONized metal anchorage
LED with Life Span > 100.000 Hours
CCT tolerance within a 3 step MacAdams ellipse
Corrosion Protection
Aluminium PCB
5 Years Warranty
Marine Coating (Optional)
ENEC Certified Driver
Diffuser transparent or opaque

Applications



APOLLO




Standard Product

Input	100-305V / AC 50-65Hz
Control	On / Off
Optic	Symmetrical
Light Color	4000K
Body Color	7016 Grey
CRI	>82
Protection	IP66
Impact Resistance	IK09
Protection class IEC	Class I
Power factor (min.)	0,092
Weight	- kg
Ambient Temperature	-30°C / +60°C


Available Options

Input	24V / DC
Control	RGB, DALI, DIM, DMX
Optic	8°, 15°, 30°, 50°, 60°, 70°, 90°, 120°, Asymmetrical
Light Color	2200K, 2700K, 3000K, 5000K, 6500K
Body Color	Optional RAL colors
CRI	>90
Protection	IP67-IP68
Impact Resistance	IK10
Warranty	7-10 Years
Diffuser	Transparent or Opaque

Light Colors



Body Colors Options



Light Effect



Optional Accessories



IP67
Junction
Box

Ordering Details

Product Code	Power	Light Color	Dimensions	Lumen
APOLLO.8.600.AC.N.4.SYM.7016	8W	4000K	600mm	1056
APOLLO.10.600.AC.N.4.SYM.7016	10W	4000K	600mm	1320
APOLLO.15.800.AC.N.4.SYM.7016	15W	4000K	800mm	1980
APOLLO.20.800.AC.N.4.SYM.7016	20W	4000K	800mm	2640
APOLLO.25.1000.AC.N.4.SYM.7016	25W	4000K	1000mm	3300
APOLLO.30.1000.AC.N.4.SYM.7016	30W	4000K	1000mm	3960
APOLLO.25.1500.AC.N.4.SYM.7016	25W	4000K	1500mm	3300
APOLLO.30.1500.AC.N.4.SYM.7016	30W	4000K	1500mm	3960
APOLLO.35.2000.AC.N.4.SYM.7016	35W	4000K	2000mm	4620
APOLLO.40.2000.AC.N.4.SYM.7016	40W	4000K	2000mm	5280

* For different options, please contact our team.



Product Coding

Product Name	Product Power	Input	Control System	Color Temperature	Light Beam	Body Color
XX	XX	AC DC	on/off 1-10V PUSH TRAC DALI	3K 4K 6.5K	XX	XX
XX	XX	AC DC	N V P T D	3 4 6	XX	XX

CIRCLE

Outdoor type
LED Bollard Lighting



A family of bollards and applique characterized by the balance between sculptural form and lighting technology.

The collection is very wide, with different lighting options. Besides lighting the surrounding environment, the light plays with the lamp-object by revealing and enhancing the volumes. CIRCLE, in all its varieties, is an aesthetically pleasing object also when switched-off, thanks to its design that interacts with daylight, creating shadows and visual softness. The applique is designed to allow a double emission with diffused optic.

Characteristics

- Die-cast aluminium body
- Extruded pole
- High efficiency LED lighting
- Electrostatic powder paint
- High quality silicon gasket
- Galvanized metal anchorage
- LED with Life Span > 100.000 Hours
- CCT tolerance within a 3 step MacAdams ellipse
- Corrosion Protection
- 5 Years Warranty
- Marine Coating (Optional)
- ENEC Certified Driver

Key Advantages

- Simple for modern designs.
- Economic and efficient
- Easy installation
- High performance LED
- High corrosion resistance

Applications



Landscape




Outdoor



Urban

CIRCLE




Standard Product

Input	100-305V / AC 50-65Hz
Control	On / Off
Optic	Symmetrical
Light Color	4000K
Body Color	7016 Grey
CRI	>82
Protection	IP66
Impact Resistance	IK09
Protection class IEC	Class I
Power factor (min.)	0,092
Weight	- kg
Ambient Temperature	-30°C / +60°C


Available Options

Input	24V / DC
Control	RGB, DALI, DIM, DMX
Optic	8°, 15°, 30°, 50°, 60°, 70°, 90°, 120°, Asymmetrical
Light Color	2200K, 2700K, 3000K, 5000K, 6500K
Body Color	Optional RAL colors
CRI	>90
Protection	IP67-IP68
Impact Resistance	IK10
Warranty	7-10 Years

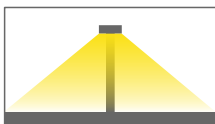
Light Colors



Body Colors Options



Light Effect



Ordering Details

Product Code	Power	Light Color	Dimensions	Lumen
CIRCLE.8.600.AC.N.4.SYM.7016	8W	4000K	600mm	1056
CIRCLE.10.600.AC.N.4.SYM.7016	10W	4000K	600mm	1320
CIRCLE.15.800.AC.N.4.SYM.7016	15W	4000K	800mm	1980
CIRCLE.20.800.AC.N.4.SYM.7016	20W	4000K	800mm	2640
CIRCLE.25.1000.AC.N.4.SYM.7016	25W	4000K	1000mm	3300
CIRCLE.30.1000.AC.N.4.SYM.7016	30W	4000K	1000mm	3960
CIRCLE.25.1500.AC.N.4.SYM.7016	25W	4000K	1500mm	3300
CIRCLE.30.1500.AC.N.4.SYM.7016	30W	4000K	1500mm	3960
CIRCLE.35.2000.AC.N.4.SYM.7016	35W	4000K	2000mm	4620
CIRCLE.40.2000.AC.N.4.SYM.7016	40W	4000K	2000mm	5280

* For different options, please contact our team.

Optional Accessories



IP67
Junction
Box

Product Coding

Product Name	Product Power	Input	Control System	Color Temperature	Light Beam	Body Color
XX	XX	AC DC	on/off 1-10V PUSH TRAC DALI	3K 4K 6.5K	XX	XX
XX	XX	AC DC	N V P T D	3 4 6	XX	XX

COLT

Outdoor type
LED Bollard Lighting



Besides lighting the surrounding environment, the light plays with the lamp-object by revealing and enhancing the volumes. COLT in all its varieties, is an aesthetically pleasing object also when switched-off.

Designed for decorative lighting, COLT is a cubic lamp with a customizable perforated cage made of Aluminium. To restore ambient lighting, the luminaire is equipped with a IP66 a integrated driver. Equipped with a discreet locking mechanism and tool-less entry for maintenance. Suitable for adding a touch of elegance to a private pathway.

Characteristics

Aluminium body
GU10 Lighting
High efficiency LED lighting
PMMA light diffuser
Electrostatic powder paint
High quality silicon gasket
Galvanized metal anchorage
Aluminium PCB
LED with Life Span > 100.000 Hours
CCT tolerance within a 3 step MacAdams ellipse
Corrosion Protection
5 Years Warranty
Marine Coating (Optional)
ENEC Certified Driver

Key Advantages

- Shaped lighting
- Small size
- Economic and efficient
- Easy installation
- High performance LED
- High corrosion resistance

Applications



Landscape




Outdoor



Urban

COLT




Standard Product

Input	100-305V / AC 50-65Hz
Control	On / Off
Optic	Symmetrical
Light Color	4000K
Body Color	7016 Grey
CRI	>82
Protection	IP66
Impact Resistance	IK09
Protection class IEC	Class I
Power factor (min.)	0,092
Weight	- kg
Ambient Temperature	-30°C / +60°C


Available Options

Input	24V / DC
Control	RGB, DALI, DIM, DMX
Optic	8°, 15°, 30°, 50°, 60°, 70°, 90°, 120°, Asymmetrical
Light Color	2200K, 2700K, 3000K, 5000K, 6500K
Body Color	Optional RAL colors
CRI	>90
Protection	IP67-IP68
Impact Resistance	IK10
Warranty	7-10 Years
Diffuser	Transparent or Opaque

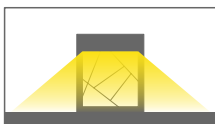
Light Colors



Body Colors Options



Light Effect



Ordering Details

Product Code	Power	Light Color	Dimensions	Lumen
COLT.5.AC.N.4.SYM.7016	5W	4000K	200x200x250	660
COLT.10.AC.N.4.SYM.7016	10W	4000K	200x200x250	1320
COLT.15.AC.N.4.SYM.7016	15W	4000K	200x200x250	1980
COLT.20.AC.N.4.SYM.7016	20W	4000K	200x200x250	2640
COLT.25.AC.N.4.SYM.7016	25W	4000K	200x200x250	3300
COLT.30.AC.N.4.SYM.7016	30W	4000K	200x200x250	3960
COLT.35.AC.N.4.SYM.7016	35W	4000K	200x200x250	4620
COLT.40.AC.N.4.SYM.7016	40W	4000K	200x200x250	5280

* For different options, please contact our team.

Optional Accessories



IP67
Junction
Box

Product Coding

Product Name	Product Power	Input	Control System	Color Temperature	Light Beam	Body Color
XX	XX	AC DC	on/off 1-10V PUSH TRAC DALI	3K 4K 6.5K	XX	XX
XX	XX	AC DC	N V P T D	3 4 6	XX	XX

COLUMN

Outdoor type
LED Bollard Lighting



At the heart of the cross-roads in the city, decorative lighting becomes an ideal tool to centralize the functions of public spaces.

The multifunctional COLUMN continues the tradition of HB-LUX's adaptable and customizable products, this time bringing together new functionalities related to the transformation of urban infrastructures. With its customizable laser cutting, it enhances the perfect lighting ambiance decors. thanks to its design that interacts with daylight, creating shadows and visual softness. The applique is designed to allow a double emission with diffused optic.

Characteristics

- Aluminium body
- High Efficiency LED Lighting
- PMMA acrylic light diffuser
- Electrostatic powder paint
- High quality silicon gasket
- Anchor system
- CCT tolerance within a 3 step MacAdams ellipse
- LED with Life Span > 100.000 Hours
- Corrosion Protection
- Aluminium PCB
- 5 Years Warranty
- Marine Coating (Optional)
- ENEC Certified Driver

Key Advantages

- Aluminium Body
- Optional Smart modules
- Smart energy savings
- Delivery of complete assembly
- Thermo-lacquered powder paint finish

Applications



Landscape




Outdoor



Urban

COLUMN



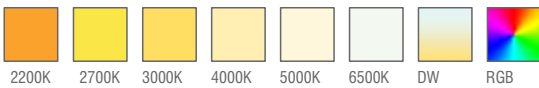
Standard Product

Input	100-305V / AC 50-65Hz
Control	On / Off
Optic	Symmetrical
Light Color	4000K
Body Color	7016 Grey
CRI	>82
Protection	IP66
Impact Resistance	IK09
Protection class IEC	Class I
Power factor (min.)	0,092
Weight	- kg
Ambient Temperature	-30°C / +60°C
Diffuser	Acrylic


Available Options

Input	24V / DC
Control	RGB, DALI, DIM, DMX
Optic	8°, 15°, 30°, 50°, 60°, 70°, 90°, 120°, Asymmetrical
Light Color	2200K, 2700K, 3000K, 5000K, 6500K
Body Color	Optional RAL colors
CRI	>90
Protection	IP67-IP68
Impact Resistance	IK10
Warranty	7-10 Years
Diffuser	Transparent or Opaque

Light Colors



Body Colors Options



Light Effect



Optional Accessories



IP67
Junction
Box

Ordering Details

Product Code	Power	Light Color	Dimensions	Lumen
COLUMN.8.600.AC.N.4.SYM.7016	8W	4000K	600mm	1056
COLUMN.10.600.AC.N.4.SYM.7016	10W	4000K	600mm	1320
COLUMN.15.800.AC.N.4.SYM.7016	15W	4000K	800mm	1980
COLUMN.20.800.AC.N.4.SYM.7016	20W	4000K	800mm	2640
COLUMN.25.1000.AC.N.4.SYM.7016	25W	4000K	1000mm	3300
COLUMN.30.1000.AC.N.4.SYM.7016	30W	4000K	1000mm	3960
COLUMN.25.1500.AC.N.4.SYM.7016	25W	4000K	1500mm	3300
COLUMN.30.1500.AC.N.4.SYM.7016	30W	4000K	1500mm	3960
COLUMN.35.2000.AC.N.4.SYM.7016	35W	4000K	2000mm	4620
COLUMN.40.2000.AC.N.4.SYM.7016	40W	4000K	2000mm	5280

* For different options, please contact our team.



Product Coding

Product Name	Product Power	Input	Control System	Color Temperature	Light Beam	Body Color
XX	XX	AC DC	on/off 1-10V PUSH TRAC DALI	3K 4K 6.5K	XX	XX
XX	XX	AC DC	N V P T D	3 4 6	XX	XX

CUBE

Outdoor type
LED Bollard Lighting



CUBE combines a squared, elegant shape to radial optics specially designed to ensure the best lighting performance, producing different light effects based on the screen type.

Understated and yet remarkably beautiful, CUBE is a prime example of the efficient power of puristic design. Without unnecessary frills; nothing distracts from the focus on the key essentials: powerful, homogeneous light in a perfectly flawless cylindrical form. Various light distributions, lumen packages, sizes and configurations make these highly adaptable LED outdoor luminaires even more flexible.

Key Advantages

- Flexible bollard
- Economic and efficient
- Easy installation
- High performance LED
- High corrosion resistance

Characteristics

Aluminium body
High efficiency LED lighting
Electrostatic powder paint
High quality silicone gasket
Galvanized metal anchorage
LED with Life Span > 100.000 Hours
CCT tolerance within a 3 step MacAdams ellipse
Corrosion Protection
Aluminium PCB
5 Years Warranty
Marine Coating (Optional)
ENEC Certified Driver

Applications



Landscape




Outdoor



Urban

CUBE




Standard Product

Input	100-305V / AC 50-65Hz
Control	On / Off
Optic	Symmetrical
Light Color	4000K
Body Color	7016 Grey
CRI	>82
Protection	IP66
Impact Resistance	IK09
Protection class IEC	Class I
Power factor (min.)	0,092
Weight	- kg
Ambient Temperature	-30°C / +60°C
Diffuser	Acrylic


Available Options

Input	24V / DC
Control	RGB, DALI, DIM, DMX
Optic	8°, 15°, 30°, 50°, 60°, 70°, 90°, 120°, Asymmetrical
Light Color	2200K, 2700K, 3000K, 5000K, 6500K
Body Color	Optional RAL colors
CRI	>90
Protection	IP67-IP68
Impact Resistance	IK10
Warranty	7-10 Years
Diffuser	Transparent or Opaque

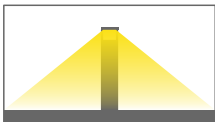
Light Colors



Body Colors Options



Light Effect



Ordering Details

Product Code	Power	Light Color	Dimensions	Lumen
CUBE.8.600.AC.N.4.SYM.7016	8W	4000K	600mm	1056
CUBE.10.600.AC.N.4.SYM.7016	10W	4000K	600mm	1320
CUBE.15.800.AC.N.4.SYM.7016	15W	4000K	800mm	1980
CUBE.20.800.AC.N.4.SYM.7016	20W	4000K	800mm	2640
CUBE.25.1000.AC.N.4.SYM.7016	25W	4000K	1000mm	3300
CUBE.30.1000.AC.N.4.SYM.7016	30W	4000K	1000mm	3960
CUBE.25.1500.AC.N.4.SYM.7016	25W	4000K	1500mm	3300
CUBE.30.1500.AC.N.4.SYM.7016	30W	4000K	1500mm	3960
CUBE.35.2000.AC.N.4.SYM.7016	35W	4000K	2000mm	4620
CUBE.40.2000.AC.N.4.SYM.7016	40W	4000K	2000mm	5280

* For different options, please contact our team.

Optional Accessories



IP67 Junction Box

Product Coding

Product Name	Product Power	Input	Control System	Color Temperature	Light Beam	Body Color
XX	XX	AC DC	on/off 1-10V PUSH TRAC DALI	3K 4K 6.5K	XX	XX
XX	XX	AC DC	N V P T D	3 4 6	XX	XX

DECOR

Outdoor type
LED Bollard Lighting



At the heart of the cross-roads in the city, decorative lighting becomes an ideal tool to centralize the functions of public spaces.

The multifunctional DECOR continues the tradition of Hb-lux's adaptable and customizable products, this time bringing together new functionalities related to the transformation of urban infrastructures. With its customizable laser cutting, it enhances the perfect lighting ambiance decors. Thanks to its design that interacts with daylight, creating shadows and visual softness. The applique is designed to allow a double emission with diffused optic.

Characteristics

- Aluminium body
- High Efficiency LED Lighting
- PMMA acrylic light diffuser
- Electrostatic powder paint
- High quality silicon gasket
- Anchor system
- LED with Life Span > 100.000 Hours
- CCT tolerance within a 3 step MacAdams ellipse
- Corrosion Protection
- 5 Years Warranty
- Marine Coating (Optional)
- ENEC Certified Driver

Key Advantages

- Aluminium Body
- Optional Smart modules
- Smart energy savings
- Delivery of complete assembly
- Thermo-lacquered powder paint finish

Applications




Landscape



Outdoor



Urban



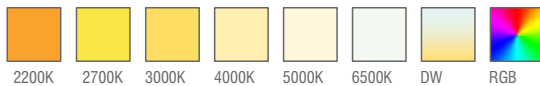
Standard Product

Input	100-305V / AC 50-65Hz
Control	On / Off
Optic	Symmetrical
Light Color	4000K
Body Color	7016 Grey
CRI	>82
Protection	IP66
Impact Resistance	IK09
Protection class IEC	Class I
Power factor (min.)	0,092
Weight	- kg
Ambient Temperature	-30°C / +60°C
Diffuser	Acrylic


Available Options

Input	24V / DC
Control	RGB, DALI, DIM, DMX
Optic	8°, 15°, 30°, 50°, 60°, 70°, 90°, 120°, Asymmetrical
Light Color	2200K, 2700K, 3000K, 5000K, 6500K
Body Color	Optional RAL colors
CRI	>90
Protection	IP67-IP68
Impact Resistance	IK10
Warranty	7-10 Years
Diffuser	Transparent or Opaque

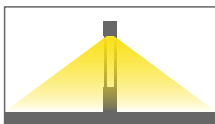
Light Colors



Body Colors Options



Light Effect



Optional Accessories



IP67
Junction
Box

Ordering Details

Product Code	Power	Light Color	Dimensions	Lumen
DECOR.8.600.AC.N.4.SYM.7016	8W	4000K	600mm	1056
DECOR.10.600.AC.N.4.SYM.7016	10W	4000K	600mm	1320
DECOR.15.800.AC.N.4.SYM.7016	15W	4000K	800mm	1980
DECOR.20.800.AC.N.4.SYM.7016	20W	4000K	800mm	2640
DECOR.25.1000.AC.N.4.SYM.7016	25W	4000K	1000mm	3300
DECOR.30.1000.AC.N.4.SYM.7016	30W	4000K	1000mm	3960
DECOR.25.1500.AC.N.4.SYM.7016	25W	4000K	1500mm	3300
DECOR.30.1500.AC.N.4.SYM.7016	30W	4000K	1500mm	3960
DECOR.35.2000.AC.N.4.SYM.7016	35W	4000K	2000mm	4620
DECOR.40.2000.AC.N.4.SYM.7016	40W	4000K	2000mm	5280

* For different options, please contact our team.

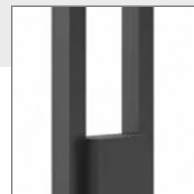


Product Coding

Product Name	Product Power	Input	Control System	Color Temperature	Light Beam	Body Color
XX	XX	AC DC	on/off 1-10V PUSH TRAC DALI	3K 4K 6.5K	XX	XX
XX	XX	AC DC	N V P T D	3 4 6	XX	XX

ENOLA

Outdoor type
LED Bollard Lighting



The modern, minimalist design of the ENOLA product family gives it an air of lightness, which can be taken into account in many design situations. With their high-quality lighting technology, the ENOLA models provide particularly pleasant lighting, which can meet many requirements and lighting situations.

Functionality, energy saving and minimalist style are the features of the new stalks and ENOLA posts, a polyfunctional collection for urban furniture that adapts to environments classical and contemporary. The perfect union between essentiality of volumes and structural solidity, is ideal for projects of spaces in public and private areas, made for sustainability and for the formal harmony.

Key Advantages

- Flawless cylindrical form
- Economic and efficient
- Easy installation
- High performance LED
- High corrosion resistance

Characteristics

- Aluminium body
- High efficiency LED lighting
- Electrostatic powder paint
- High quality silicone gasket
- Galvanized metal anchorage
- LED with Life Span > 100.000 Hours
- CCT tolerance within a 3 step MacAdams ellipse
- Corrosion Protection
- 5 Years Warranty
- Marine Coating (Optional)
- ENEC Certified Driver

Applications



Landscape

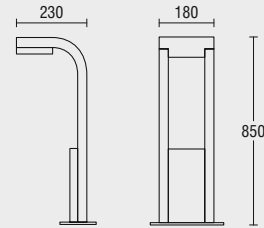


Outdoor



Urban

ENOLA




Standard Product

Input	100-305V / AC 50-65Hz
Control	On / Off
Optic	Symmetrical
Light Color	4000K
Body Color	7016 Grey
CRI	>82
Protection	IP66
Impact Resistance	IK09
Protection class IEC	Class I
Power factor (min.)	0,092
Weight	- kg
Ambient Temperature	-30°C / +60°C


Available Options

Input	24V / DC
Control	RGB, DALI, DIM, DMX
Optic	8°, 15°, 30°, 50°, 60°, 70°, 90°, 120°, Asymmetrical
Light Color	2200K, 2700K, 3000K, 5000K, 6500K
Body Color	Optional RAL colors
CRI	>90
Protection	IP67-IP68
Impact Resistance	IK10
Warranty	7-10 Years

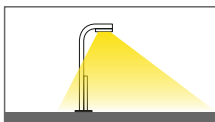
Light Colors



Body Colors Options



Light Effect



Ordering Details

Product Code	Power	Light Color	Dimensions	Lumen
ENOLA.8.600.AC.N.4.SYM.7016	8W	4000K	600mm	1056
ENOLA.10.600.AC.N.4.SYM.7016	10W	4000K	600mm	1320
ENOLA.15.800.AC.N.4.SYM.7016	15W	4000K	800mm	1980
ENOLA.20.800.AC.N.4.SYM.7016	20W	4000K	800mm	2640
ENOLA.25.1000.AC.N.4.SYM.7016	25W	4000K	1000mm	3300
ENOLA.30.1000.AC.N.4.SYM.7016	30W	4000K	1000mm	3960
ENOLA.25.1500.AC.N.4.SYM.7016	25W	4000K	1500mm	3300
ENOLA.30.1500.AC.N.4.SYM.7016	30W	4000K	1500mm	3960
ENOLA.35.2000.AC.N.4.SYM.7016	35W	4000K	2000mm	4620
ENOLA.40.2000.AC.N.4.SYM.7016	40W	4000K	2000mm	5280

* For different options, please contact our team.

Optional Accessories



IP67
Junction
Box

Product Coding

Product Name	Product Power	Input	Control System	Color Temperature	Light Beam	Body Color
XX	XX	AC DC	on/off 1-10V PUSH TRAC DALI	3K 4K 6.5K	XX	XX
XX	XX	AC DC	N V P T D	3 4 6	XX	XX

ESSE

Outdoor type
LED Bollard Lighting



Thanks to its minimal design and its simil corten finishing, Elle coexists armoniously with the nature and with the surrounding space. It is the Outdoor Led bollard ideal for lighting walkways, pedestrian routes, etc.

The ESSE's light beam is projected downwards. It does not dazzle and does not cause light pollution to the environment. The possibility of customized color finishing makes this outdoor Led bollard the ideal product for different contexts and environments.

Key Advantages

- Clear design for all outdoor design
- Economic and efficient
- Easy installation
- High performance LED
- High corrosion resistance

Characteristics

Aluminium body
High efficiency LED lighting
Electrostatic powder paint
High quality silicone gasket
Galvanized metal anchorage
LED with Life Span > 100.000 Hours
CCT tolerance within a 3 step MacAdams ellipse
Corrosion Protection
5 Years Warranty
Marine Coating (Optional)
ENEC Certified Driver

Applications




Landscape



Outdoor



Urban




Standard Product

Input	100-305V / AC 50-65Hz
Control	On / Off
Optic	Symmetrical
Light Color	4000K
Body Color	7016 Grey
CRI	>82
Protection	IP66
Impact Resistance	IK09
Protection class IEC	Class I
Power factor (min.)	0,092
Weight	- kg
Ambient Temperature	-30°C / +60°C
Diffuser	Acrylic


Available Options

Input	24V / DC
Control	RGB, DALI, DIM, DMX
Optic	8°, 15°, 30°, 50°, 60°, 70°, 90°, 120°, Asymmetrical
Light Color	2200K, 2700K, 3000K, 5000K, 6500K
Body Color	Optional RAL colors
CRI	>90
Protection	IP67-IP68
Impact Resistance	IK10
Warranty	7-10 Years
Diffuser	Transparent or Opaque

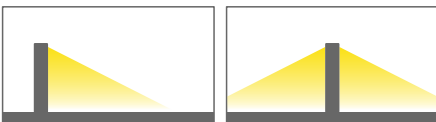
Light Colors



Body Colors Options



Light Effects



Ordering Details

Product Code	Power	Light Color	Dimensions	Lumen
ESSE.8.600.AC.N.4.SYM.7016	8W	4000K	600mm	1056
ESSE.10.600.AC.N.4.SYM.7016	10W	4000K	600mm	1320
ESSE.15.800.AC.N.4.SYM.7016	15W	4000K	800mm	1980
ESSE.20.800.AC.N.4.SYM.7016	20W	4000K	800mm	2640
ESSE.25.1000.AC.N.4.SYM.7016	25W	4000K	1000mm	3300
ESSE.30.1000.AC.N.4.SYM.7016	30W	4000K	1000mm	3960
ESSE.25.1500.AC.N.4.SYM.7016	25W	4000K	1500mm	3300
ESSE.30.1500.AC.N.4.SYM.7016	30W	4000K	1500mm	3960
ESSE.35.2000.AC.N.4.SYM.7016	35W	4000K	2000mm	4620
ESSE.40.2000.AC.N.4.SYM.7016	40W	4000K	2000mm	5280

* For different options, please contact our team.

Optional Accessories



IP67
Junction
Box

Product Coding

Product Name	Product Power	Input	Control System	Color Temperature	Light Beam	Body Color
XX	XX	AC DC	on/off 1-10V PUSH TRAC DALI	3K 4K 6.5K	XX	XX
XX	XX	AC DC	N V P T D	3 4 6	XX	XX

FIGURE

Outdoor type
LED Bollard Lighting



With the straight lines and robust design of FIGURE Bollard, we have made a clear design statement with a reduced, cubic laser cut design approach which gives its soft light an exceedingly stylish frame.

The light source cannot be seen directly, and so the lighting is pleasantly reflected with the laser design. The symmetrical light distribution creates harmonious illumination. The light falls from above into the glassless.

Characteristics

- Aluminium body
- High Efficiency LED Lighting
- PMMA acrylic light diffuser
- Electrostatic powder paint
- High quality silicon gasket
- Anchor system
- LED with Life Span > 100.000 Hours
- CCT tolerance within a 3 step MacAdams ellipse
- Corrosion Protection
- 5 Years Warranty
- Marine Coating (Optional)
- ENEC Certified Driver

Key Advantages

- Laser light reflection
- Economic and efficient
- Easy installation
- High performance LED
- High corrosion resistance
- Interesting light sculpture

Applications



Landscape




Outdoor



Urban

FIGURE




Standard Product

Input	100-305V / AC 50-65Hz
Control	On / Off
Optic	Symmetrical
Light Color	4000K
Body Color	7016 Grey
CRI	>82
Protection	IP66
Impact Resistance	IK09
Protection class IEC	Class I
Power factor (min.)	0,092
Weight	- kg
Ambient Temperature	-30°C / +60°C
Diffuser	Acrylic


Available Options

Input	24V / DC
Control	RGB, DALI, DIM, DMX
Optic	8°, 15°, 30°, 50°, 60°, 70°, 90°, 120°, Asymmetrical
Light Color	2200K, 2700K, 3000K, 5000K, 6500K
Body Color	Optional RAL colors
CRI	>90
Protection	IP67-IP68
Impact Resistance	IK10
Warranty	7-10 Years
Diffuser	Transparent or Opaque

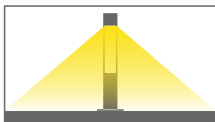
Light Colors



Body Colors Options



Light Effect



Ordering Details

Product Code	Power	Light Color	Dimensions	Lumen
FIGURE.8.600.AC.N.4.SYM.7016	8W	4000K	600mm	1056
FIGURE.10.600.AC.N.4.SYM.7016	10W	4000K	600mm	1320
FIGURE.15.800.AC.N.4.SYM.7016	15W	4000K	800mm	1980
FIGURE.20.800.AC.N.4.SYM.7016	20W	4000K	800mm	2640
FIGURE.25.1000.AC.N.4.SYM.7016	25W	4000K	1000mm	3300
FIGURE.30.1000.AC.N.4.SYM.7016	30W	4000K	1000mm	3960
FIGURE.25.1500.AC.N.4.SYM.7016	25W	4000K	1500mm	3300
FIGURE.30.1500.AC.N.4.SYM.7016	30W	4000K	1500mm	3960
FIGURE.35.2000.AC.N.4.SYM.7016	35W	4000K	2000mm	4620
FIGURE.40.2000.AC.N.4.SYM.7016	40W	4000K	2000mm	5280

* For different options, please contact our team.

Optional Accessories



IP67 Junction Box

Product Coding

Product Name	Product Power	Input	Control System	Color Temperature	Light Beam	Body Color
XX	XX	AC DC	on/off 1-10V PUSH TRAC DALI	3K 4K 6.5K	XX	XX
XX	XX	AC DC	N V P T D	3 4 6	XX	XX

FIZY

Outdoor type
LED Bollard Lighting



Extremely flexible family based on the idea of a round spot using a very elegant joint connecting to the vertical unit. High-quality design and are ideal for the intelligent lighting of paths, forecourts and driveways or green spaces. Their durability and aluminium housing ensure they meet all requirements for installation in public areas. The optional integrated motion detector provides energy-efficient, convenient operation.

FIZY is characterized by a circular base, surmounted by a large aluminum disc housing a circular LED. This outdoor lighting solution is available in many colors, diffusing a soft and pleasant light around the luminaire. This model is available in aluminum gray or in the typical black color.

Characteristics

- Aluminium body
- E27 LED Bulb
- PMMA acrylic light diffuser
- Electrostatic powder paint
- High quality silicon gasket
- Anchor system
- Aluminium PCB
- LED with Life Span > 100.000 Hours
- CCT tolerance within a 3 step MacAdams ellipse
- Corrosion Protection
- 5 Years Warranty
- Marine Coating (Optional)
- ENEC Certified Driver

Key Advantages

- Simple for modern designs
- Economic and efficient
- Easy installation
- High performance LED
- High corrosion resistance

Applications




Landscape



Outdoor



Urban



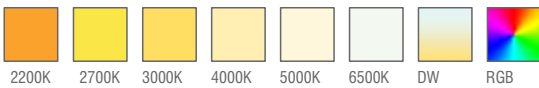
Standard Product

Input	100-305V / AC 50-65Hz
Control	On / Off
Optic	Symmetrical
Light Color	4000K
Body Color	7016 Grey
CRI	>82
Protection	IP66
Impact Resistance	IK09
Protection class IEC	Class I
Power factor (min.)	0,092
Weight	- kg
Ambient Temperature	-30°C / +60°C
Diffuser	Acrylic


Available Options

Input	24V / DC
Control	RGB, DALI, DIM, DMX
Optic	8°, 15°, 30°, 50°, 60°, 70°, 90°, 120°, Asymmetrical
Light Color	2200K, 2700K, 3000K, 5000K, 6500K
Body Color	Optional RAL colors
CRI	>90
Protection	IP67-IP68
Impact Resistance	IK10
Warranty	7-10 Years
Diffuser	Transparent or Opaque


Light Colors



Body Colors Options



Light Beam



Ordering Details

Product Code	Power	Light Color	Dimensions	Lumen
FIZY.8.600.AC.N.4.SYM.7016	8W	4000K	600mm	1056
FIZY.10.600.AC.N.4.SYM.7016	10W	4000K	600mm	1320
FIZY.15.800.AC.N.4.SYM.7016	15W	4000K	800mm	1980
FIZY.20.800.AC.N.4.SYM.7016	20W	4000K	800mm	2640
FIZY.25.1000.AC.N.4.SYM.7016	25W	4000K	1000mm	3300
FIZY.30.1000.AC.N.4.SYM.7016	30W	4000K	1000mm	3960
FIZY.25.1500.AC.N.4.SYM.7016	25W	4000K	1500mm	3300
FIZY.30.1500.AC.N.4.SYM.7016	30W	4000K	1500mm	3960
FIZY.35.2000.AC.N.4.SYM.7016	35W	4000K	2000mm	4620
FIZY.40.2000.AC.N.4.SYM.7016	40W	4000K	2000mm	5280

* For different options, please contact our team.

Optional Accessories



IP67
Junction
Box

Product Coding

Product Name	Product Power	Input	Control System	Color Temperature	Light Beam	Body Color
XX	XX	AC DC	on/off 1-10V PUSH TRAC DALI	3K 4K 6.5K	XX	XX
XX	XX	AC DC	N V P T D	3 4 6	XX	XX

FROST

Outdoor type
LED Bollard Lighting



Understated and yet remarkably beautiful, FROST is a prime example of the immense power of puristic design. Without unnecessary frills; nothing distracts from the focus on the key essentials: powerful, homogeneous light in a perfectly flawless cylindrical form.

The housing and technical components have been carefully selected to ensure economic efficiency and a long service life for all products in the range. The high quality is also reflected in the numerous benefits in terms of installation, maintenance and operation with IP66 and the “invisible” with an apparent anchor.

Key Advantages

- Flawless cylindrical form
- Economic and efficient
- Easy installation
- High performance LED
- High corrosion resistance


Characteristics

Aluminium body
High efficiency LED lighting
Electrostatic powder paint
High quality silicone gasket
Galvanized metal anchorage
LED with Life Span > 100.000 Hours
CCT tolerance within a 3 step MacAdams ellipse
Corrosion Protection
5 Years Warranty
Marine Coating (Optional)
ENEC Certified Driver

Applications



FROST




Standard Product

Input	100-305V / AC 50-65Hz
Control	On / Off
Optic	Symmetrical
Light Color	4000K
Body Color	7016 Grey
CRI	>82
Protection	IP66
Impact Resistance	IK09
Protection class IEC	Class I
Power factor (min.)	0,092
Weight	- kg
Ambient Temperature	-30°C / +60°C
Diffuser	Transparant


Available Options

Input	24V / DC
Control	RGB, DALI, DIM, DMX
Optic	8°, 15°, 30°, 50°, 60°, 70°, 90°, 120°, Asymmetrical
Light Color	2200K, 2700K, 3000K, 5000K, 6500K
Body Color	Optional RAL colors
CRI	>90
Protection	IP67-IP68
Impact Resistance	IK10
Warranty	7-10 Years
Diffuser	Transparant or Opaque

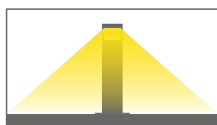
Light Colors



Body Colors Options



Light Beam



Ordering Details

Product Code	Power	Light Color	Dimensions	Lumen
FROST.8.600.AC.N.4.SYM.7016	8W	4000K	600mm	1056
FROST.10.600.AC.N.4.SYM.7016	10W	4000K	600mm	1320
FROST.15.800.AC.N.4.SYM.7016	15W	4000K	800mm	1980
FROST.20.800.AC.N.4.SYM.7016	20W	4000K	800mm	2640
FROST.25.1000.AC.N.4.SYM.7016	25W	4000K	1000mm	3300
FROST.30.1000.AC.N.4.SYM.7016	30W	4000K	1000mm	3960
FROST.25.1500.AC.N.4.SYM.7016	25W	4000K	1500mm	3300
FROST.30.1500.AC.N.4.SYM.7016	30W	4000K	1500mm	3960
FROST.35.2000.AC.N.4.SYM.7016	35W	4000K	2000mm	4620
FROST.40.2000.AC.N.4.SYM.7016	40W	4000K	2000mm	5280

* For different options, please contact our team.



Optional Accessories



IP67
Junction
Box

Product Coding

Product Name	Product Power	Input	Control System	Color Temperature	Light Beam	Body Color
XX	XX	AC DC on/off 1-10V PUSH TRAC DALI	3K 4K 6.5K	XX	XX	
XX	XX	AC DC N V P T D	3 4 6	XX	XX	

GOLD

Outdoor type
LED Bollard Lighting



GOLD combines sober shapes, variety of optics and a sturdy structure, enhancing both residential and urban environments with its pleasant design and a diffused, comfortable lighting, avoiding glare and lighting pollution.

Gold's light effect exceeds all expectations. The unique design of this outdoor bollard and the positioning of the 20 W power led create a wide beam and a powerful play of light that will give your project an expressive and architectural character. Thanks to the indirect position of the LED, there is no risk of direct exposure or glare, without compromising on the light output. Gold can be installed on any hard surface and planted in any lawn if the bollard is associated with a stake.

Characteristics

- Aluminium body
- High Efficiency LED Lighting
- PMMA acrylic light diffuser
- Electrostatic powder paint
- High quality silicon gasket
- Anchor system
- LED with Life Span > 100.000 Hours
- CCT tolerance within a 3 step MacAdams ellipse
- Corrosion Protection
- 5 Years Warranty
- Marine Coating (Optional)
- ENEC Certified Driver

Key Advantages

- Glare-free
- Economic and efficient
- Easy installation
- High performance LED
- High corrosion resistance
- Interesting light sculpture

Applications



Landscape




Outdoor



Urban

GOLD



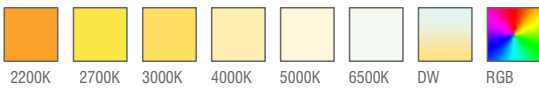
Standard Product

Input	100-305V / AC 50-65Hz
Control	On / Off
Optic	Symmetrical
Light Color	4000K
Body Color	7016 Grey
CRI	>82
Protection	IP66
Impact Resistance	IK09
Protection class IEC	Class I
Power factor (min.)	0,092
Weight	- kg
Ambient Temperature	-30°C / +60°C
Diffuser	Acrylic


Available Options

Input	24V / DC
Control	RGB, DALI, DIM, DMX
Optic	8°, 15°, 30°, 50°, 60°, 70°, 90°, 120°, Asymmetrical
Light Color	2200K, 2700K, 3000K, 5000K, 6500K
Body Color	Optional RAL colors
CRI	>90
Protection	IP67-IP68
Impact Resistance	IK10
Warranty	7-10 Years
Diffuser	Transparent or Opaque

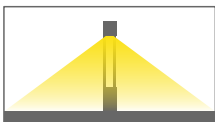
Light Colors



Body Colors Options



Light Effect



Ordering Details

Product Code	Power	Light Color	Dimensions	Lumen
GOLD.8.600.AC.N.4.SYM.7016	8W	4000K	600mm	1056
GOLD.10.600.AC.N.4.SYM.7016	10W	4000K	600mm	1320
GOLD.15.800.AC.N.4.SYM.7016	15W	4000K	800mm	1980
GOLD.20.800.AC.N.4.SYM.7016	20W	4000K	800mm	2640
GOLD.25.1000.AC.N.4.SYM.7016	25W	4000K	1000mm	3300
GOLD.30.1000.AC.N.4.SYM.7016	30W	4000K	1000mm	3960
GOLD.25.1500.AC.N.4.SYM.7016	25W	4000K	1500mm	3300
GOLD.30.1500.AC.N.4.SYM.7016	30W	4000K	1500mm	3960
GOLD.35.2000.AC.N.4.SYM.7016	35W	4000K	2000mm	4620
GOLD.40.2000.AC.N.4.SYM.7016	40W	4000K	2000mm	5280

* For different options, please contact our team.



Optional Accessories



IP67
Junction
Box

Product Coding

Product Name	Product Power	Input	Control System	Color Temperature	Light Beam	Body Color
XX	XX	AC DC	on/off 1-10V PUSH TRAC DALI	3K 4K 6.5K	XX	XX
XX	XX	AC DC	N V P T D	3 4 6	XX	XX

HORTUS

Outdoor type
LED Bollard Lighting



Besides lighting the surrounding environment, the light plays with the lamp-object by revealing and enhancing the volumes. HORTUS in all its varieties, is an aesthetically pleasing object also when switched-off.

Designed for decorative lighting, HORTUS is a circle lamp with a customizable perforated cage made of Aluminium. To restore ambient lighting, the luminaire is equipped with a IP66 a integrated driver. Equipped with a discreet locking mechanism and tool-less entry for maintenance. Suitable for adding a touch of elegance to a private pathway.

Characteristics

Aluminium body

GU10 Lighting

High efficiency LED lighting

PMMA light diffuser

Electrostatic powder paint

High quality silicon gasket

Galvanized metal anchorage

Aluminium PCB

LED with Life Span > 100.000 Hours

CCT tolerance within a 3 step MacAdams ellipse

Corrosion Protection

5 Years Warranty

Marine Coating (Optional)

ENEC Certified Driver

Key Advantages

- Shaped lighting
- Small size
- Economic and efficient
- Easy installation
- High performance LED
- High corrosion resistance

Applications



Landscape




Outdoor



Urban

HORTUS




Standard Product

Input	100-305V / AC 50-65Hz
Control	On / Off
Optic	Symmetrical
Light Color	4000K
Body Color	7016 Grey
CRI	>82
Protection	IP66
Impact Resistance	IK09
Protection class IEC	Class I
Power factor (min.)	0,092
Weight	- kg
Ambient Temperature	-30°C / +60°C


Available Options

Input	24V / DC
Control	RGB, DALI, DIM, DMX
Optic	8°, 15°, 30°, 50°, 60°, 70°, 90°, 120°, Asymmetrical
Light Color	2200K, 2700K, 3000K, 5000K, 6500K
Body Color	Optional RAL colors
CRI	>90
Protection	IP67-IP68
Impact Resistance	IK10
Warranty	7-10 Years
Diffuser	Transparent or Opaque

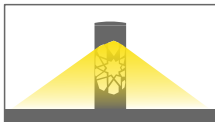
Light Colors



Body Colors Options



Light Effect



Ordering Details

Product Code	Power	Light Color	Dimensions	Lumen
HORTUS.8.600.AC.N.4.SYM.7016	8W	4000K	600mm	1056
HORTUS.10.600.AC.N.4.SYM.7016	10W	4000K	600mm	1320
HORTUS.15.800.AC.N.4.SYM.7016	15W	4000K	800mm	1980
HORTUS.20.800.AC.N.4.SYM.7016	20W	4000K	800mm	2640
HORTUS.25.1000.AC.N.4.SYM.7016	25W	4000K	1000mm	3300
HORTUS.30.1000.AC.N.4.SYM.7016	30W	4000K	1000mm	3960
HORTUS.25.1500.AC.N.4.SYM.7016	25W	4000K	1500mm	3300
HORTUS.30.1500.AC.N.4.SYM.7016	30W	4000K	1500mm	3960
HORTUS.35.2000.AC.N.4.SYM.7016	35W	4000K	2000mm	4620
HORTUS.40.2000.AC.N.4.SYM.7016	40W	4000K	2000mm	5280

* For different options, please contact our team.



Optional Accessories




IP67
Junction
Box

Product Coding

Product Name	Product Power	Input	Control System	Color Temperature	Light Beam	Body Color
XX	XX	AC DC	on/off 1-10V PUSH TRAC DALI	3K 4K 6.5K	XX	XX
XX	XX	AC DC	N V P T D	3 4 6	XX	XX

KAR

Outdoor type
LED Bollard Lighting



KAR combines a squared, elegant shape to radial optics specially designed to ensure the best lighting performance, producing different light effects based on the screen type.

The KAR range of outdoor bollard is resplendent in its versatility and clear design style. Yet its star qualities are in no way diva-like. Quite the opposite in fact: it is robust, efficient and flexible. The high-quality lighting tool is suitable for professional use and accentuation in a wide variety of outdoor applications. The standard design makes it easy to combine the three different sizes.

Characteristics


Aluminium body
High Efficiency LED Lighting
PMMA acrylic light diffuser
Electrostatic powder paint
High quality silicon gasket
Anchor system
LED with Life Span > 100.000 Hours
CCT tolerance within a 3 step MacAdams ellipse
Corrosion Protection
5 Years Warranty
Marine Coating (Optional)
ENEC Certified Driver

Key Advantages

- Clear design for all outdoor design
- Economic and efficient
- Easy installation
- High performance LED
- High corrosion resistance

Applications






Standard Product

Input	100-305V / AC 50-65Hz
Control	On / Off
Optic	Symmetrical
Light Color	4000K
Body Color	7016 Grey
CRI	>82
Protection	IP66
Impact Resistance	IK09
Protection class IEC	Class I
Power factor (min.)	0,092
Weight	- kg
Ambient Temperature	-30°C / +60°C
Diffuser	Acrylic


Available Options

Input	24V / DC
Control	RGB, DALI, DIM, DMX
Optic	8°, 15°, 30°, 50°, 60°, 70°, 90°, 120°, Asymmetrical
Light Color	2200K, 2700K, 3000K, 5000K, 6500K
Body Color	Optional RAL colors
CRI	>90
Protection	IP67-IP68
Impact Resistance	IK10
Warranty	7-10 Years
Diffuser	Transparent or Opaque

Light Colors



Body Colors Options



Light Effect



Ordering Details

Product Code	Power	Light Color	Dimensions	Lumen
KAR.8.600.AC.N.4.SYM.7016	8W	4000K	600mm	1056
KAR.10.600.AC.N.4.SYM.7016	10W	4000K	600mm	1320
KAR.15.800.AC.N.4.SYM.7016	15W	4000K	800mm	1980
KAR.20.800.AC.N.4.SYM.7016	20W	4000K	800mm	2640
KAR.25.1000.AC.N.4.SYM.7016	25W	4000K	1000mm	3300
KAR.30.1000.AC.N.4.SYM.7016	30W	4000K	1000mm	3960
KAR.25.1500.AC.N.4.SYM.7016	25W	4000K	1500mm	3300
KAR.30.1500.AC.N.4.SYM.7016	30W	4000K	1500mm	3960
KAR.35.2000.AC.N.4.SYM.7016	35W	4000K	2000mm	4620
KAR.40.2000.AC.N.4.SYM.7016	40W	4000K	2000mm	5280



Optional Accessories



IP67
Junction
Box

Product Coding

Product Name	Product Power	Input	Control System	Color Temperature	Light Beam	Body Color
XX	XX	AC DC	on/off 1-10V PUSH TRAC DALI	3K 4K 6.5K	XX	XX
XX	XX	AC DC	N V P T D	3 4 6	XX	XX

LARA

Outdoor type
LED Bollard Lighting



LARA is a family of outdoor bollard. Essential volumes, vintage lines and timeless elegance are the main features of a versatile product that is extremely adaptable to its context of use.

In the second case it can create magical compositions by using elements of different heights, such as small forests of pure light. The fully engineered optics by Lara are presented in a street beam, asymmetrical and circular diffusion. LARA is a lamp designed to give depth and identity to the outdoor composition, both in shape and for the light produced.

Characteristics

- Aluminium body
- E27 LED Bulb
- PMMA acrylic light diffuser
- Electrostatic powder paint
- High quality silicon gasket
- Anchor system
- Optional body colors
- LED with Life Span > 100.000 Hours
- CCT tolerance within a 3 step MacAdams ellipse
- Corrosion Protection
- 5 Years Warranty
- Marine Coating (Optional)
- ENEC Certified Driver

Key Advantages

- Simple for modern designs.
- Economic and efficient
- Easy installation
- High performance LED
- High corrosion resistance

Applications



Landscape




Outdoor



Urban

LARA



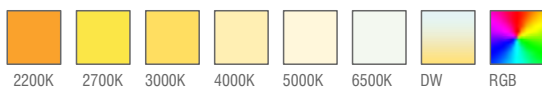
Standard Product

Input	100-305V / AC 50-65Hz
Control	On / Off
Optic	Symmetrical
Light Color	4000K
Body Color	7016 Grey
CRI	>82
Protection	IP66
Impact Resistance	IK09
Protection class IEC	Class I
Power factor (min.)	0,092
Weight	- kg
Ambient Temperature	-30°C / +60°C
Diffuser	Acrylic


Available Options

Input	24V / DC
Control	RGB, DALI, DIM, DMX
Optic	8°, 15°, 30°, 50°, 60°, 70°, 90°, 120°, Asymmetrical
Light Color	2200K, 2700K, 3000K, 5000K, 6500K
Body Color	Optional RAL colors
CRI	>90
Protection	IP67-IP68
Impact Resistance	IK10
Warranty	7-10 Years
Diffuser	Transparent or Opaque

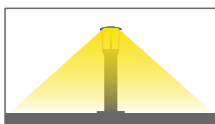
Light Colors



Body Colors Options



Light Effect



Ordering Details

Product Code	Power	Light Color	Dimensions	Lumen
KAR.8.600.AC.N.4.SYM.7016	8W	4000K	600mm	1056
KAR.10.600.AC.N.4.SYM.7016	10W	4000K	600mm	1320
KAR.15.800.AC.N.4.SYM.7016	15W	4000K	800mm	1980
KAR.20.800.AC.N.4.SYM.7016	20W	4000K	800mm	2640
KAR.25.1000.AC.N.4.SYM.7016	25W	4000K	1000mm	3300
KAR.30.1000.AC.N.4.SYM.7016	30W	4000K	1000mm	3960
KAR.25.1500.AC.N.4.SYM.7016	25W	4000K	1500mm	3300
KAR.30.1500.AC.N.4.SYM.7016	30W	4000K	1500mm	3960
KAR.35.2000.AC.N.4.SYM.7016	35W	4000K	2000mm	4620
KAR.40.2000.AC.N.4.SYM.7016	40W	4000K	2000mm	5280



Optional Accessories



IP67
Junction
Box

Product Coding

Product Name	Product Power	Input	Control System	Color Temperature	Light Beam	Body Color
XX	XX	AC DC	on/off 1-10V PUSH TRAC DALI	3K 4K 6.5K	XX	XX
XX	XX	AC DC	N V P T D	3 4 6	XX	XX

LUMINA

Outdoor type
LED Bollard Lighting



Understated and yet remarkably beautiful, LUMINA is a prime example of the immense power of puristic design. Without unnecessary frills; nothing distracts from the focus on the key essentials: powerful, homogeneous light in a perfectly flawless cylindrical form.

The housing and technical components have been carefully selected to ensure economic efficiency and a long service life for all products in the range. The high quality is also reflected in the numerous benefits in terms of installation, maintenance and operation with IP 66 and the "invisible" with secret anchor.

Key Advantages

- Flawless cylindrical form
- Economic and efficient
- Easy installation
- High performance LED
- High corrosion resistance

Characteristics

Aluminium body
High efficiency LED lighting
Electrostatic powder paint
High quality silicone gasket
Galvanized metal anchorage
LED with Life Span > 100.000 Hours
CCT tolerance within a 3 step MacAdams ellipse
Corrosion Protection
5 Years Warranty
Marine Coating (Optional)
ENEC Certified Driver

Applications



Landscape

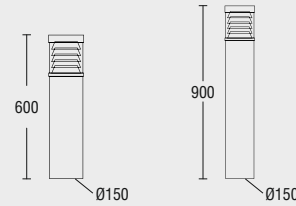


Outdoor



Urban

LUMINA




Standard Product

Input	100-305V / AC 50-65Hz
Control	On / Off
Optic	Symmetrical
Light Color	4000K
Body Color	7016 Grey
CRI	>82
Protection	IP66
Impact Resistance	IK09
Protection class IEC	Class I
Power factor (min.)	0,092
Weight	- kg
Ambient Temperature	-30°C / +60°C


Available Options

Input	24V / DC
Control	RGB, DALI, DIM, DMX
Optic	8°, 15°, 30°, 50°, 60°, 70°, 90°, 120°, Asymmetrical
Light Color	2200K, 2700K, 3000K, 5000K, 6500K
Body Color	Optional RAL colors
CRI	>90
Protection	IP67-IP68
Impact Resistance	IK10
Warranty	7-10 Years
Diffuser	Transparent or Opaque

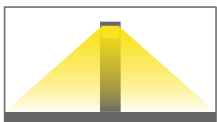
Light Colors



Body Colors Options



Light Beam



Ordering Details

Product Code	Power	Light Color	Dimensions	Lumen
LUMINA.8.600.AC.N.4.SYM.7016	8W	4000K	600mm	1056
LUMINA.10.600.AC.N.4.SYM.7016	10W	4000K	600mm	1320
LUMINA.15.800.AC.N.4.SYM.7016	15W	4000K	800mm	1980
LUMINA.20.800.AC.N.4.SYM.7016	20W	4000K	800mm	2640
LUMINA.25.1000.AC.N.4.SYM.7016	25W	4000K	1000mm	3300
LUMINA.30.1000.AC.N.4.SYM.7016	30W	4000K	1000mm	3960
LUMINA.25.1500.AC.N.4.SYM.7016	25W	4000K	1500mm	3300
LUMINA.30.1500.AC.N.4.SYM.7016	30W	4000K	1500mm	3960
LUMINA.35.2000.AC.N.4.SYM.7016	35W	4000K	2000mm	4620
LUMINA.40.2000.AC.N.4.SYM.7016	40W	4000K	2000mm	5280



Optional Accessories



IP67
Junction
Box

Product Coding

Product Name	Product Power	Input	Control System	Color Temperature	Light Beam	Body Color
XX	XX	AC DC	on/off 1-10V PUSH TRAC DALI	3K 4K 6.5K	XX	XX
XX	XX	AC DC	N V P T D	3 4 6	XX	XX

MARS ROUND

Outdoor type
LED Bollard Lighting



Bollard for outdoor lighting with a unique style that combines solid shape with sources of remarkable performance.

The proportions and the variety of dimensions make it an element with unlimited applications: reliable and easily inserted in any urban area. The LED light source is shielded and offers considerable visual comfort, lighting without glare and without generating light pollution. This bollard is the ideal solution to complete the urban development and public lighting of parks, car parks and pedestrian paths. Suitable for adding a touch of elegance to a private garden or a private driveway.

Characteristics

- Die-cast aluminium body
- Extruded pole
- High efficiency LED lighting
- PMMA light diffuser
- Electrostatic powder paint
- High quality silicon gasket
- Galvanized metal anchorage
- LED with Life Span > 100.000 Hours
- CCT tolerance within a 3 step MacAdams ellipse
- Corrosion Protection
- 5 Years Warranty
- Marine Coating (Optional)
- ENEC Certified Driver

Key Advantages

- Body and support in aluminum to guarantee strength and resistance
- Silicone rubber gasket for high sealing
- Simple for modern designs.
- Economic and efficient
- Easy installation
- High performance LED
- High corrosion resistance

Applications



Landscape

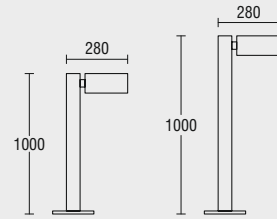


Outdoor



Urban

MARS ROUND




Standard Product

Input	100-305V / AC 50-65Hz
Control	On / Off
Optic	Symmetrical
Light Color	4000K
Body Color	7016 Grey
CRI	>82
Protection	IP66
Impact Resistance	IK09
Protection class IEC	Class I
Power factor (min.)	0,092
Weight	- kg
Ambient Temperature	-30°C / +60°C


Available Options

Input	24V / DC
Control	RGB, DALI, DIM, DMX
Optic	8°, 15°, 30°, 50°, 60°, 70°, 90°, 120°, Asymmetrical
Light Color	2200K, 2700K, 3000K, 5000K, 6500K
Body Color	Optional RAL colors
CRI	>90
Protection	IP67-IP68
Impact Resistance	IK10
Warranty	7-10 Years
Diffuser	Transparent or Opaque

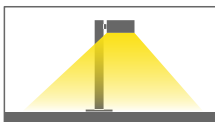
Light Colors



Body Colors Options



Light Effect



Ordering Details

Product Code	Power	Light Color	Dimensions	Lumen
MARS.R.8.600.AC.N.4.SYM.7016	8W	4000K	600mm	1056
MARS.R.10.600.AC.N.4.SYM.7016	10W	4000K	600mm	1320
MARS.R.15.800.AC.N.4.SYM.7016	15W	4000K	800mm	1980
MARS.R.20.800.AC.N.4.SYM.7016	20W	4000K	800mm	2640
MARS.R.25.1000.AC.N.4.SYM.7016	25W	4000K	1000mm	3300
MARS.R.30.1000.AC.N.4.SYM.7016	30W	4000K	1000mm	3960
MARS.R.25.1500.AC.N.4.SYM.7016	25W	4000K	1500mm	3300
MARS.R.30.1500.AC.N.4.SYM.7016	30W	4000K	1500mm	3960
MARS.R.35.2000.AC.N.4.SYM.7016	35W	4000K	2000mm	4620
MARS.R.40.2000.AC.N.4.SYM.7016	40W	4000K	2000mm	5280



Optional Accessories



IP67
Junction
Box

Product Coding

Product Name	Product Power	Input	Control System	Color Temperature	Light Beam	Body Color
XX	XX	AC DC	on/off 1-10V PUSH TRAC DALI	3K 4K 6.5K	XX	XX
XX	XX	AC DC	N V P T D	3 4 6	XX	XX

MARS SQ

Outdoor type
LED Bollard Lighting



Bollard for outdoor lighting with a unique style that combines solid shape with sources of remarkable performance.

The proportions and the variety of dimensions make it an element with unlimited applications: reliable and easily inserted in any urban area. The LED light source is shielded and offers considerable visual comfort, lighting without glare and without generating light pollution. This bollard is the ideal solution to complete the urban development and public lighting of parks, car parks and pedestrian paths. Suitable for adding a touch of elegance to a private garden or a private driveway.

Characteristics

Die-cast aluminium body

Extruded pole

High efficiency LED lighting

PMMA light diffuser

Electrostatic powder paint

High quality silicon gasket

Galvanized metal anchorage

LED with Life Span > 100.000 Hours

CCT tolerance within a 3 step MacAdams ellipse

Corrosion Protection

5 Years Warranty

Marine Coating (Optional)

ENEC Certified Driver

Key Advantages

- Body and support in Aluminum to guarantee strength and resistance
- Silicone rubber gasket for high sealing
- Simple for modern designs.
- Economic and efficient
- Easy installation
- High performance LED
- High corrosion resistance

Applications



Landscape




Outdoor



Urban

MARS SQ




Standard Product

Input	100-305V / AC 50-65Hz
Control	On / Off
Optic	Symmetrical
Light Color	4000K
Body Color	7016 Grey
CRI	>82
Protection	IP66
Impact Resistance	IK09
Protection class IEC	Class I
Power factor (min.)	0,092
Weight	- kg
Ambient Temperature	-30°C / +60°C


Available Options

Input	24V / DC
Control	RGB, DALI, DIM, DMX
Optic	8°, 15°, 30°, 50°, 60°, 70°, 90°, 120°, Asymmetrical
Light Color	2200K, 2700K, 3000K, 5000K, 6500K
Body Color	Optional RAL colors
CRI	>90
Protection	IP67-IP68
Impact Resistance	IK10
Warranty	7-10 Years
Diffuser	Transparent or Opaque

Light Colors



Body Colors Options



Light Effect



Ordering Details

Product Code	Power	Light Color	Dimensions	Lumen
MARS.SQ.8.600.AC.N.4.SYM.7016	8W	4000K	600mm	1056
MARS.SQ.10.600.AC.N.4.SYM.7016	10W	4000K	600mm	1320
MARS.SQ.15.800.AC.N.4.SYM.7016	15W	4000K	800mm	1980
MARS.SQ.20.800.AC.N.4.SYM.7016	20W	4000K	800mm	2640
MARS.SQ.25.1000.AC.N.4.SYM.7016	25W	4000K	1000mm	3300
MARS.SQ.30.1000.AC.N.4.SYM.7016	30W	4000K	1000mm	3960
MARS.SQ.25.1500.AC.N.4.SYM.7016	25W	4000K	1500mm	3300
MARS.SQ.30.1500.AC.N.4.SYM.7016	30W	4000K	1500mm	3960
MARS.SQ.35.2000.AC.N.4.SYM.7016	35W	4000K	2000mm	4620
MARS.SQ.40.2000.AC.N.4.SYM.7016	40W	4000K	2000mm	5280



Optional Accessories



IP67
Junction
Box

Product Coding

Product Name	Product Power	Input	Control System	Color Temperature	Light Beam	Body Color
XX	XX	AC DC	on/off 1-10V PUSH TRAC DALI	3K 4K 6.5K	XX	XX
XX	XX	AC DC	N V P T D	3 4 6	XX	XX

MINI COAST

Outdoor type
LED Bollard Lighting



The elegant sobriety of the MINI COST, combined with state-of-the-art lighting technology, ensures its over-average versatility. It can easily be integrated in just about any architectural environment and fulfils every requirement – lighting paths in compliance with safety standards, used in a row as a light signet, as design-oriented decorative lighting or as a standard guidance system.

Various light distributions, lumen packages, sizes and configurations make these highly adaptable LED outdoor MINICOASTires even more flexible. Depending on personal taste and the area of installation, MINI COAST can be used as a bollard, stack or pole-top MINICOASTire. When the optional MINICOASTire canopy is added to the latter, it produces a symbolic, almost archetypal effect... without losing its characteristically modern simplicity.

Characteristics

- Aluminium body
- Extruded pole
- High efficiency LED lighting
- PMMA light diffuser
- Electrostatic powder paint
- High quality silicon gasket
- Galvanized metal anchorage
- LED with Life Span > 100.000 Hours
- CCT tolerance within a 3 step MacAdams ellipse
- Corrosion Protection
- 5 Years Warranty
- Marine Coating (Optional)
- ENEC Certified Driver

Key Advantages

- Can be easily integrated to many designs
- Economic and efficient
- Easy installation
- High performance LED
- High corrosion resistance

Applications



Landscape



Outdoor



Urban

MINI COAST




Standard Product

Input	100-305V / AC 50-65Hz
Control	On / Off
Optic	Symmetrical
Light Color	4000K
Body Color	7016 Grey
CRI	>82
Protection	IP66
Impact Resistance	IK09
Protection class IEC	Class I
Power factor (min.)	0,092
Weight	- kg
Ambient Temperature	-30°C / +60°C

Available Options

Input	24V / DC
Control	RGB, DALI, DIM, DMX
Optic	8°, 15°, 30°, 50°, 60°, 70°, 90°, 120°, Asymmetrical
Light Color	2200K, 2700K, 3000K, 5000K, 6500K
Body Color	Optional RAL colors
CRI	>90
Protection	IP67-IP68
Impact Resistance	IK10
Warranty	7-10 Years
Diffuser	Transparent or Opaque


Light Colors



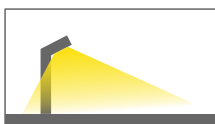
Ordering Details

Product Code	Power	Light Color	Dimensions	Lumen
MINICOAST.8.600.AC.N.4.SYM.7016	8W	4000K	600mm	1056
MINICOAST.10.600.AC.N.4.SYM.7016	10W	4000K	600mm	1320
MINICOAST.15.800.AC.N.4.SYM.7016	15W	4000K	800mm	1980
MINICOAST.20.800.AC.N.4.SYM.7016	20W	4000K	800mm	2640
MINICOAST.25.1000.AC.N.4.SYM.7016	25W	4000K	1000mm	3300
MINICOAST.30.1000.AC.N.4.SYM.7016	30W	4000K	1000mm	3960
MINICOAST.25.1500.AC.N.4.SYM.7016	25W	4000K	1500mm	3300
MINICOAST.30.1500.AC.N.4.SYM.7016	30W	4000K	1500mm	3960
MINICOAST.35.2000.AC.N.4.SYM.7016	35W	4000K	2000mm	4620
MINICOAST.40.2000.AC.N.4.SYM.7016	40W	4000K	2000mm	5280

Body Colors Options



Light Effect



Optional Accessories



IP67
Junction
Box

Product Coding

Product Name	Product Power	Input	Control System	Color Temperature	Light Beam	Body Color
XX	XX	AC DC	on/off 1-10V PUSH TRAC DALI	3K 4K 6.5K	XX	XX
XX	XX	AC DC	N V P T D	3 4 6	XX	XX

MINI

Outdoor type
LED Bollard Lighting



Functionality, energy saving and minimalist style are the features of the new stalks and MINI posts, a polyfunctional collection for urban Bollard that adapts to environments classical and contemporary.

MINI is characterized by a circular base, surmounted by a large aluminum disc housing a circular LED matrix. This outdoor lighting solution is available in different lengths, diffusing a soft and pleasant light around the bollard. This model is available in aluminum gray or in the typical black color.

Characteristics

- Aluminium body
- E27 LED Bulb
- PMMA acrylic light diffuser
- Electrostatic powder paint
- High quality silicon gasket
- Anchor system
- Optional body colors
- LED with Life Span > 100.000 Hours
- CCT tolerance within a 3 step MacAdams ellipse
- Corrosion Protection
- 5 Years Warranty
- Marine Coating (Optional)
- ENEC Certified Driver

Key Advantages

- Simple for modern designs.
- Economic and efficient
- Easy installation
- High performance LED
- High corrosion resistance

Applications



Landscape




Outdoor



Urban

MINI




Standard Product

Input	100-305V / AC 50-65Hz
Control	On / Off
Optic	Symmetrical
Light Color	4000K
Body Color	7016 Grey
CRI	>82
Protection	IP66
Impact Resistance	IK09
Protection class IEC	Class I
Power factor (min.)	0,092
Weight	- kg
Ambient Temperature	-30°C / +60°C


Available Options

Input	24V / DC
Control	RGB, DALI, DIM, DMX
Optic	8°, 15°, 30°, 50°, 60°, 70°, 90°, 120°, Asymmetrical
Light Color	2200K, 2700K, 3000K, 5000K, 6500K
Body Color	Optional RAL colors
CRI	>90
Protection	IP67-IP68
Impact Resistance	IK10
Warranty	7-10 Years
Diffuser	Transparent or Opaque

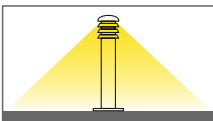
Light Colors



Body Colors Options



Light Effect



Ordering Details

Product Code	Power	Light Color	Dimensions	Lumen
MINI.8.600.AC.N.4.SYM.7016	8W	4000K	600mm	1056
MINI.10.600.AC.N.4.SYM.7016	10W	4000K	600mm	1320
MINI.15.800.AC.N.4.SYM.7016	15W	4000K	800mm	1980
MINI.20.800.AC.N.4.SYM.7016	20W	4000K	800mm	2640
MINI.25.1000.AC.N.4.SYM.7016	25W	4000K	1000mm	3300
MINI.30.1000.AC.N.4.SYM.7016	30W	4000K	1000mm	3960
MINI.25.1500.AC.N.4.SYM.7016	25W	4000K	1500mm	3300
MINI.30.1500.AC.N.4.SYM.7016	30W	4000K	1500mm	3960
MINI.35.2000.AC.N.4.SYM.7016	35W	4000K	2000mm	4620
MINI.40.2000.AC.N.4.SYM.7016	40W	4000K	2000mm	5280

Optional Accessories



IP67
Junction
Box

Product Coding

Product Name	Product Power	Input	Control System	Color Temperature	Light Beam	Body Color
XX	XX	AC DC	on/off 1-10V PUSH TRAC DALI	3K 4K 6.5K	XX	XX
XX	XX	AC DC	N V P T D	3 4 6	XX	XX

NATIK

Outdoor type
LED Bollard Lighting



Bollard for outdoor lighting with a unique style that combines solid shape with sources of remarkable performance.

The proportions and the variety of dimensions make it an element with unlimited applications: reliable and easily inserted in any urban area. The LED light source is shielded and offers considerable visual comfort, lighting without glare and without generating light pollution. This bollard is the ideal solution to complete the urban development and public lighting of parks, car parks and pedestrian paths. Suitable for adding a touch of elegance to a private garden or a private driveway.

Characteristics

- Aluminium body
- Extruded pole
- High efficiency LED lighting
- PMMA light diffuser
- Electrostatic powder paint
- High quality silicon gasket
- Galvanized metal anchorage
- LED with Life Span > 100.000 Hours
- CCT tolerance within a 3 step MacAdams ellipse
- Corrosion Protection
- 5 Years Warranty
- Marine Coating (Optional)
- ENEC Certified Driver

Key Advantages

- Body and support in Aluminum to guarantee strength and resistance
- Silicone rubber gasket for high sealing
- Simple for modern designs.
- Economic and efficient
- Easy installation
- High performance LED
- High corrosion resistance

Applications



Landscape




Outdoor



Urban

NATIK




Standard Product

Input	100-305V / AC 50-65Hz
Control	On / Off
Optic	Symmetrical
Light Color	4000K
Body Color	7016 Grey
CRI	>82
Protection	IP66
Impact Resistance	IK09
Protection class IEC	Class I
Power factor (min.)	0,092
Weight	- kg
Ambient Temperature	-30°C / +60°C


Available Options

Input	24V / DC
Control	RGB, DALI, DIM, DMX
Optic	8°, 15°, 30°, 50°, 60°, 70°, 90°, 120°, Asymmetrical
Light Color	2200K, 2700K, 3000K, 5000K, 6500K
Body Color	Optional RAL colors
CRI	>90
Protection	IP67-IP68
Impact Resistance	IK10
Warranty	7-10 Years
Diffuser	Transparent or Opaque

Light Colors



Body Colors Options



Beam Angle Options



Optional Accessories



IP67
Junction
Box

Ordering Details

Product Code	Power	Light Color	Dimensions	Lumen
NATIK.8.600.AC.N.4.SYM.7016	8W	4000K	600mm	1056
NATIK.10.600.AC.N.4.SYM.7016	10W	4000K	600mm	1320
NATIK.15.800.AC.N.4.SYM.7016	15W	4000K	800mm	1980
NATIK.20.800.AC.N.4.SYM.7016	20W	4000K	800mm	2640
NATIK.25.1000.AC.N.4.SYM.7016	25W	4000K	1000mm	3300
NATIK.30.1000.AC.N.4.SYM.7016	30W	4000K	1000mm	3960
NATIK.25.1500.AC.N.4.SYM.7016	25W	4000K	1500mm	3300
NATIK.30.1500.AC.N.4.SYM.7016	30W	4000K	1500mm	3960
NATIK.35.2000.AC.N.4.SYM.7016	35W	4000K	2000mm	4620
NATIK.40.2000.AC.N.4.SYM.7016	40W	4000K	2000mm	5280



Product Coding

Product Name	Product Power	Input	Control System	Color Temperature	Light Beam	Body Color
XX	XX	AC DC	on/off 1-10V PUSH TRAC DALI	3K 4K 6.5K	XX	XX
XX	XX	AC DC	N V P T D	3 4 6	XX	XX

NOOR



This collection is proof that having an attractive external appearance doesn't necessarily mean that you have to forego inner values and steadfast reliability.

The inner values of the bollards of the series NOOR have a lot to offer, too. The LED array effectively saves energy over a long period of time and the highly efficient fibre optics provide for balanced, homogeneous brightness. It is the serie dedicated to the urban furniture, suitable for pedestrian areas and parks.

Characteristics

- Die-cast aluminium body
- Extruded pole
- High efficiency LED lighting
- PMMA light diffuser
- Electrostatic powder paint
- High quality silicon gasket
- Galvanized metal anchorage
- LED with Life Span > 100.000 Hours
- CCT tolerance within a 3 step MacAdams ellipse
- Corrosion Protection
- 5 Years Warranty
- Marine Coating (Optional)
- ENEC Certified Drive

Key Advantages

- Simple for modern designs
- Economic and efficient
- Easy installation
- High performance LED
- High corrosion resistance

Applications



Landscape




Outdoor



Urban

NOOR




Standard Product

Input	100-305V / AC 50-65Hz
Control	On / Off
Optic	Symmetrical
Light Color	4000K
Body Color	7016 Grey
CRI	>82
Protection	IP66
Impact Resistance	IK09
Protection class IEC	Class I
Power factor (min.)	0,092
Weight	- kg
Ambient Temperature	-30°C / +60°C


Available Options

Input	24V / DC
Control	RGB, DALI, DIM, DMX
Optic	8°, 15°, 30°, 50°, 60°, 70°, 90°, 120°, Asymmetrical
Light Color	2200K, 2700K, 3000K, 5000K, 6500K
Body Color	Optional RAL colors
CRI	>90
Protection	IP67-IP68
Impact Resistance	IK10
Warranty	7-10 Years
Diffuser	Transparent or Opaque

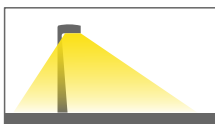
Light Colors



Body Colors Options



Light Effect



Ordering Details

Product Code	Power	Light Color	Dimensions	Lumen
NOOR.8.600.AC.N.4.SYM.7016	8W	4000K	600mm	1056
NOOR.10.600.AC.N.4.SYM.7016	10W	4000K	600mm	1320
NOOR.15.800.AC.N.4.SYM.7016	15W	4000K	800mm	1980
NOOR.20.800.AC.N.4.SYM.7016	20W	4000K	800mm	2640
NOOR.25.1000.AC.N.4.SYM.7016	25W	4000K	1000mm	3300
NOOR.30.1000.AC.N.4.SYM.7016	30W	4000K	1000mm	3960
NOOR.25.1500.AC.N.4.SYM.7016	25W	4000K	1500mm	3300
NOOR.30.1500.AC.N.4.SYM.7016	30W	4000K	1500mm	3960
NOOR.35.2000.AC.N.4.SYM.7016	35W	4000K	2000mm	4620
NOOR.40.2000.AC.N.4.SYM.7016	40W	4000K	2000mm	5280



Optional Accessories



IP67
Junction
Box

Product Coding

Product Name	Product Power	Input	Control System	Color Temperature	Light Beam	Body Color
XX	XX	AC DC	on/off 1-10V PUSH TRAC DALI	3K 4K 6.5K	XX	XX
XX	XX	AC DC	N V P T D	3 4 6	XX	XX

PARK

Outdoor type
LED Bollard Lighting



A simple and structural accent for modern exteriors. Park Outdoor LED bollard provides soft atmospheric lighting to accentuate outdoor spaces and offer guidance along pathways.

Made of aluminum, this cylindrical fixture extends straight upward to allow its light to spill outward. This bollard is an iconic gothic design in a modern reinterpretation to LED sources with outstanding performance, designed to guarantee an high visual comfort, glare-free lighting with no light pollution.

Key Advantages

- Simple and structural for modern designs
- Economic and efficient
- Easy installation
- High performance LED
- High corrosion resistance

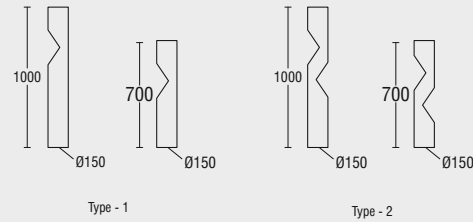
Characteristics

Aluminium body
High efficiency LED lighting
Electrostatic powder paint
High quality silicone gasket
Galvanized metal anchorage
LED with Life Span > 100.000 Hours
CCT tolerance within a 3 step MacAdams ellipse
Corrosion Protection
5 Years Warranty
Marine Coating (Optional)
ENEC Certified Driver

Applications



PARK




Standard Product

Input	100-305V / AC 50-65Hz
Control	On / Off
Optic	Symmetrical
Light Color	4000K
Body Color	7016 Grey
CRI	>82
Protection	IP66
Impact Resistance	IK09
Protection class IEC	Class I
Power factor (min.)	0,092
Weight	- kg
Ambient Temperature	-30°C / +60°C

Available Options

Input	24V / DC
Control	RGB, DALI, DIM, DMX
Optic	8°, 15°, 30°, 50°, 60°, 70°, 90°, 120°, Asymmetrical
Light Color	2200K, 2700K, 3000K, 5000K, 6500K
Body Color	Optional RAL colors
CRI	>90
Protection	IP67-IP68
Impact Resistance	IK10
Warranty	7-10 Years

Light Colors




Ordering Details

Product Code	Power	Light Color	Dimensions	Lumen
PARK.8.600.AC.N.4.SYM.7016	8W	4000K	600mm	1056
PARK.10.600.AC.N.4.SYM.7016	10W	4000K	600mm	1320
PARK.15.800.AC.N.4.SYM.7016	15W	4000K	800mm	1980
PARK.20.800.AC.N.4.SYM.7016	20W	4000K	800mm	2640
PARK.25.1000.AC.N.4.SYM.7016	25W	4000K	1000mm	3300
PARK.30.1000.AC.N.4.SYM.7016	30W	4000K	1000mm	3960
PARK.25.1500.AC.N.4.SYM.7016	25W	4000K	1500mm	3300
PARK.30.1500.AC.N.4.SYM.7016	30W	4000K	1500mm	3960
PARK.35.2000.AC.N.4.SYM.7016	35W	4000K	2000mm	4620
PARK.40.2000.AC.N.4.SYM.7016	40W	4000K	2000mm	5280

Body Colors Options



Beam Angle Options



Optional Accessories



IP67
Junction
Box

Product Coding

Product Name	Product Power	Input	Control System	Color Temperature	Light Beam	Body Color
XX	XX	AC DC	on/off 1-10V PUSH TRAC DALI	3K 4K 6.5K	XX	XX
XX	XX	AC DC	N V P T D	3 4 6	XX	XX

RIO

Outdoor type
LED Bollard Lighting



The RIO's soft light cone creates strikingly beautiful light patterns and reveals stylistic finesse, which bewitches both owner and spectator. Thanks to RIO, stone comes to life and buildings can tell stories.

This almost magic effect is due to a very pragmatic approach, namely that extraordinary performance creates extraordinary effects. Its Contemporary design with a geometric shape is perfect for enhancing residential and urban areas featuring a modern, industrial design. This bollard creates a direct light beam, thanks to its monodirectional optics, able to enhance a precise area or subject, without glare.

Key Advantages

- Graceful, unmistakable and powerful statement of light
- Economic and efficient
- Easy installation
- High performance LED
- High corrosion resistance

Characteristics

Aluminium body
High efficiency LED lighting
Electrostatic powder paint
High quality silicone gasket
Galvanized metal anchorage
LED with Life Span > 100.000 Hours
CCT tolerance within a 3 step MacAdams ellipse
Corrosion Protection
5 Years Warranty
Marine Coating (Optional)
ENEC Certified Driver

Applications



Landscape




Outdoor



Urban

RIO




Standard Product

Input	100-305V / AC 50-65Hz
Control	On / Off
Optic	Symmetrical
Light Color	4000K
Body Color	7016 Grey
CRI	>82
Protection	IP66
Impact Resistance	IK09
Protection class IEC	Class I
Power factor (min.)	0,092
Weight	- kg
Ambient Temperature	-30°C / +60°C
Diffuser	Acrylic


Available Options

Input	24V / DC
Control	RGB, DALI, DIM, DMX
Optic	8°, 15°, 30°, 50°, 60°, 70°, 90°, 120°, Asymmetrical
Light Color	2200K, 2700K, 3000K, 5000K, 6500K
Body Color	Optional RAL colors
CRI	>90
Protection	IP67-IP68
Impact Resistance	IK10
Warranty	7-10 Years
Diffuser	Transparent or Opaque

Light Colors



Body Colors Options



Light Effect



Ordering Details

Product Code	Power	Light Color	Dimensions	Lumen
RIO.8.600.AC.N.4.SYM.7016	8W	4000K	600mm	1056
RIO.10.600.AC.N.4.SYM.7016	10W	4000K	600mm	1320
RIO.15.800.AC.N.4.SYM.7016	15W	4000K	800mm	1980
RIO.20.800.AC.N.4.SYM.7016	20W	4000K	800mm	2640
RIO.25.1000.AC.N.4.SYM.7016	25W	4000K	1000mm	3300
RIO.30.1000.AC.N.4.SYM.7016	30W	4000K	1000mm	3960
RIO.25.1500.AC.N.4.SYM.7016	25W	4000K	1500mm	3300
RIO.30.1500.AC.N.4.SYM.7016	30W	4000K	1500mm	3960
RIO.35.2000.AC.N.4.SYM.7016	35W	4000K	2000mm	4620
RIO.40.2000.AC.N.4.SYM.7016	40W	4000K	2000mm	5280



Optional Accessories



IP67
Junction
Box

Product Coding

Product Name	Product Power	Input	Control System	Color Temperature	Light Beam	Body Color
XX	XX	AC DC	on/off 1-10V PUSH TRAC DALI	3K 4K 6.5K	XX	XX
XX	XX	AC DC	N V P T D	3 4 6	XX	XX

THEO

Outdoor type
LED Bollard Lighting



Understated and yet remarkably beautiful, THEO is a prime example of the immense power of puristic design. Without unnecessary frills; nothing distracts from the focus on the key essentials: powerful, homogeneous light in a perfectly flawless cylindrical form.

The housing and technical components have been carefully selected to ensure economic efficiency and a long service life for all products in the range. The high quality is also reflected in the numerous benefits in terms of installation, maintenance and operation with IP66 and the “invisible” power supply via delicate steel cables inside the diffuser cylinder.

Key Advantages

- Flawless cylindrical form
- Economic and efficient
- Easy installation
- High performance LED
- High corrosion resistance

Characteristics

Aluminium body
High efficiency LED lighting
Electrostatic powder paint
High quality silicone gasket
Galvanized metal anchorage
LED with Life Span > 100.000 Hours
CCT tolerance within a 3 step MacAdams ellipse
Corrosion Protection
5 Years Warranty
Marine Coating (Optional)
ENEC Certified Driver

Applications



Landscape




Outdoor



Urban

THEO




Standard Product

Input	100-305V / AC 50-65Hz
Control	On / Off
Optic	Symmetrical
Light Color	4000K
Body Color	7016 Grey
CRI	>82
Protection	IP66
Impact Resistance	IK09
Protection class IEC	Class I
Power factor (min.)	0,092
Weight	- kg
Ambient Temperature	-30°C / +60°C
Diffuser	Acrylic


Available Options

Input	24V / DC
Control	RGB, DALI, DIM, DMX
Optic	8°, 15°, 30°, 50°, 60°, 70°, 90°, 120°, Asymmetrical
Light Color	2200K, 2700K, 3000K, 5000K, 6500K
Body Color	Optional RAL colors
CRI	>90
Protection	IP67-IP68
Impact Resistance	IK10
Warranty	7-10 Years
Diffuser	Transparent or Opaque

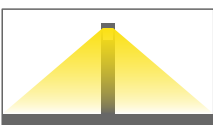
Light Colors



Body Colors Options



Light Effect



Ordering Details

Product Code	Power	Light Color	Dimensions	Lumen
THEO.8.600.AC.N.4.SYM.7016	8W	4000K	600mm	1056
THEO.10.600.AC.N.4.SYM.7016	10W	4000K	600mm	1320
THEO.15.800.AC.N.4.SYM.7016	15W	4000K	800mm	1980
THEO.20.800.AC.N.4.SYM.7016	20W	4000K	800mm	2640
THEO.25.1000.AC.N.4.SYM.7016	25W	4000K	1000mm	3300
THEO.30.1000.AC.N.4.SYM.7016	30W	4000K	1000mm	3960
THEO.25.1500.AC.N.4.SYM.7016	25W	4000K	1500mm	3300
THEO.30.1500.AC.N.4.SYM.7016	30W	4000K	1500mm	3960
THEO.35.2000.AC.N.4.SYM.7016	35W	4000K	2000mm	4620
THEO.40.2000.AC.N.4.SYM.7016	40W	4000K	2000mm	5280



Optional Accessories



IP67
Junction
Box

Product Coding

Product Name	Product Power	Input	Control System	Color Temperature	Light Beam	Body Color
XX	XX	AC DC	on/off 1-10V PUSH TRAC DALI	3K 4K 6.5K	XX	XX
XX	XX	AC DC	N V P T D	3 4 6	XX	XX

VENUS

Outdoor type
LED Bollard Lighting



A simple and structural accent for modern exteriors. Venus Outdoor LED bollard provides soft atmospheric lighting to accentuate outdoor spaces and offer guidance along pathways.

Made of aluminum, this rectangular fixture extends straight upward and boasts an rectangular-shaped cutout to allow its light to spill outward. This bollard is an iconic gothic design in a modern reinterpretation to LED sources with outstanding performance, designed to guarantee an high visual comfort, glare-free lighting with no light pollution.

Key Advantages

- Simple and structural for modern designs
- Economic and efficient
- Easy installation
- High performance LED
- High corrosion resistance

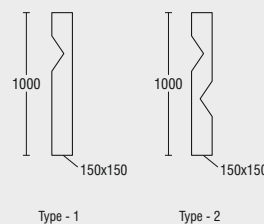
Characteristics

Aluminium body
High efficiency LED lighting
Electrostatic powder paint
High quality silicone gasket
Galvanized metal anchorage
LED with Life Span > 100.000 Hours
CCT tolerance within a 3 step MacAdams ellipse
Corrosion Protection
5 Years Warranty
Marine Coating (Optional)
ENEC Certified Driver

Applications



VENUS



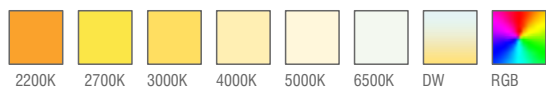
Standard Product

Input	100-305V / AC 50-65Hz
Control	On / Off
Optic	Symmetrical
Light Color	4000K
Body Color	7016 Grey
CRI	>82
Protection	IP66
Impact Resistance	IK09
Protection class IEC	Class I
Power factor (min.)	0,092
Weight	- kg
Ambient Temperature	-30°C / +60°C
Diffuser	Acrylic


Available Options

Input	24V / DC
Control	RGB, DALI, DIM, DMX
Optic	8°, 15°, 30°, 50°, 60°, 70°, 90°, 120°, Asymmetrical
Light Color	2200K, 2700K, 3000K, 5000K, 6500K
Body Color	Optional RAL colors
CRI	>90
Protection	IP67-IP68
Impact Resistance	IK10
Warranty	7-10 Years
Diffuser	Transparent or Opaque

Light Colors



Body Colors Options



Light Effect



Ordering Details

Product Code	Power	Light Color	Dimensions	Lumen
VENUS.8.600.AC.N.4.SYM.7016	8W	4000K	600mm	1056
VENUS.10.600.AC.N.4.SYM.7016	10W	4000K	600mm	1320
VENUS.15.800.AC.N.4.SYM.7016	15W	4000K	800mm	1980
VENUS.20.800.AC.N.4.SYM.7016	20W	4000K	800mm	2640
VENUS.25.1000.AC.N.4.SYM.7016	25W	4000K	1000mm	3300
VENUS.30.1000.AC.N.4.SYM.7016	30W	4000K	1000mm	3960
VENUS.25.1500.AC.N.4.SYM.7016	25W	4000K	1500mm	3300
VENUS.30.1500.AC.N.4.SYM.7016	30W	4000K	1500mm	3960
VENUS.35.2000.AC.N.4.SYM.7016	35W	4000K	2000mm	4620
VENUS.40.2000.AC.N.4.SYM.7016	40W	4000K	2000mm	5280



Optional Accessories



IP67
Junction
Box

Product Coding

Product Name	Product Power	Input	Control System	Color Temperature	Light Beam	Body Color
XX	XX	AC DC	on/off 1-10V PUSH TRAC DALI	3K 4K 6.5K	XX	XX
XX	XX	AC DC	N V P T D	3 4 6	XX	XX

VETERIS BOLLARD



Veteris represent the maximum expression of love and respect for the tradition of great historical city centers.

This HB-LUX decorative classic layout is ideal for lighting public parks, squares or pedestrian areas. The bollard version is perfect to complement the public lighting of a park or a pedestrian area, ideal for adding elegance to an entrance or to enhance a private garden. with a classic-style décor is able to enhance the value of historic city centres giving them a timeless style.

Characteristics

- Aluminium body
- High Efficiency LED Lighting
- PMMA acrylic light diffuser
- Electrostatic powder paint
- High quality silicon gasket
- Anchor system
- Optional body colors
- LED with Life Span > 100.000 Hours
- CCT tolerance within a 3 step MacAdams ellipse
- Corrosion Protection
- 5 Years Warranty
- Marine Coating (Optional)
- ENEC Certified Driver

Key Advantages

- For historical designs.
- Economic and efficient
- Easy installation
- High performance LED
- High corrosion resistance

Applications



Landscape




Outdoor



Urban

VETERIS BOLLARD




Standard Product

Input	100-305V / AC 50-65Hz
Control	On / Off
Optic	Symmetrical
Light Color	4000K
Body Color	7016 Grey
CRI	>82
Protection	IP66
Impact Resistance	IK09
Protection class IEC	Class I
Power factor (min.)	0,092
Weight	- kg
Ambient Temperature	-30°C / +60°C


Available Options

Input	24V / DC
Control	RGB, DALI, DIM, DMX
Optic	8°, 15°, 30°, 50°, 60°, 70°, 90°, 120°, Asymmetrical
Light Color	2200K, 2700K, 3000K, 5000K, 6500K
Body Color	Optional RAL colors
CRI	>90
Protection	IP67-IP68
Impact Resistance	IK10
Warranty	7-10 Years
Diffuser	Transparent or Opaque


Light Colors



Body Colors Options



Light Effect



Ordering Details

Product Code	Power	Light Color	Dimensions	Lumen
VETERIS.8.600.AC.N.4.SYM.7016	8W	4000K	600mm	1056
VETERIS.10.600.AC.N.4.SYM.7016	10W	4000K	600mm	1320
VETERIS.15.800.AC.N.4.SYM.7016	15W	4000K	800mm	1980
VETERIS.20.800.AC.N.4.SYM.7016	20W	4000K	800mm	2640
VETERIS.25.1000.AC.N.4.SYM.7016	25W	4000K	1000mm	3300
VETERIS.30.1000.AC.N.4.SYM.7016	30W	4000K	1000mm	3960
VETERIS.25.1500.AC.N.4.SYM.7016	25W	4000K	1500mm	3300
VETERIS.30.1500.AC.N.4.SYM.7016	30W	4000K	1500mm	3960
VETERIS.35.2000.AC.N.4.SYM.7016	35W	4000K	2000mm	4620
VETERIS.40.2000.AC.N.4.SYM.7016	40W	4000K	2000mm	5280



Optional Accessories




IP67
Junction
Box

Product Coding

Product Name	Product Power	Input	Control System	Color Temperature	Light Beam	Body Color
XX	XX	AC DC	on/off 1-10V PUSH TRAC DALI	3K 4K 6.5K	XX	XX
XX	XX	AC DC	N V P T D	3 4 6	XX	XX

DAISY SINGLE

Outdoor type
LED Bollard Lighting



Innovative LED DAISY.Sire for urban development characterized by a simple and modern design and a robust structure that can accommodate LED sources with radial optics.

Thanks to its minimal design, DAISY coexists armoniously with the nature and with the surrounding space. It is the Outdoor Led bollard ideal for lighting walkways, pedestrian routes, etc. The DAISY's light beam is projected downwards. It does not dazzle and does not cause light pollution to the environment. The adjustable Project on the top allows many lighting projections. It can be easily connected with the spike mounting style. The possibility of customized color finishing makes this outdoor Led bollard the ideal product for different contexts and environments.

Key Advantages

- Clear design for all outdoor design
- Economic and efficient
- Easy installation
- High performance LED
- High corrosion resistance


Characteristics

Aluminium body
High efficiency LED lighting
Tempered glass light diffuser
Electrostatic powder paint
High quality silicon gasket
LED with Life Span > 100.000 Hours
CCT tolerance within a 3 step MacAdams ellipse
Corrosion Protection
5 Years Warranty
Marine Coating (Optional)
ENEC Certified Driver

Applications



DAISY SINGLE




Standard Product

Input	100-305V / AC 50-65Hz
Control	On / Off
Optic	Symmetrical
Light Color	4000K
Body Color	7016 Grey
CRI	>82
Protection	IP66
Impact Resistance	IK09
Protection class IEC	Class I
Power factor (min.)	0,092
Weight	- kg
Ambient Temperature	-30°C / +60°C

Available Options

Input	24V / DC
Control	RGB, DALI, DIM, DMX
Optic	8°, 15°, 30°, 50°, 60°, 70°, 90°, 120°, Asymmetrical
Light Color	2200K, 2700K, 3000K, 5000K, 6500K
Body Color	Optional RAL colors
CRI	>90
Protection	IP67-IP68
Impact Resistance	IK10
Warranty	7-10 Years
Glass	Frosted Diffuser Glass


Light Colors



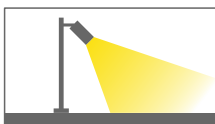
Ordering Details

Product Code	Power	Light Color	Dimensions	Lumen
DAISY.S.8.600.AC.N.4.SYM.7016	8W	4000K	600mm	1056
DAISY.S.10.600.AC.N.4.SYM.7016	10W	4000K	600mm	1320
DAISY.S.15.800.AC.N.4.SYM.7016	15W	4000K	800mm	1980
DAISY.S.20.800.AC.N.4.SYM.7016	20W	4000K	800mm	2640
DAISY.S.25.1000.AC.N.4.SYM.7016	25W	4000K	1000mm	3300
DAISY.S.30.1000.AC.N.4.SYM.7016	30W	4000K	1000mm	3960
DAISY.S.25.1500.AC.N.4.SYM.7016	25W	4000K	1500mm	3300
DAISY.S.30.1500.AC.N.4.SYM.7016	30W	4000K	1500mm	3960
DAISY.S.35.2000.AC.N.4.SYM.7016	35W	4000K	2000mm	4620
DAISY.S.40.2000.AC.N.4.SYM.7016	40W	4000K	2000mm	5280

Body Colors Options



Light Effect



Optional Accessories



IP67
Junction
Box



Grass
Stud
Accessory



Surface
Mounted
Accessory

Product Coding

Product Name	Product Power	Input	Control System	Color Temperature	Light Beam	Body Color
XX	XX	AC DC	on/off 1-10V PUSH TRAC DALI	3K 4K 6.5K	XX	XX
XX	XX	AC DC	N V P T D	3 4 6	XX	XX

DAISY DUO

Outdoor type
LED Bollard Lighting



Innovative LED DAISY.DUOire for urban development characterized by a simple and modern design and a robust structure that can accommodate LED sources with radial optics.

Thanks to its minimal design, DAISY coexists armoniously with the nature and with the surrounding space. It is the Outdoor Led bollard ideal for lighting walkways, pedestrian routes, etc. The DAISY's light beam is projected downwards. It does not dazzle and does not cause light pollution to the environment. The adjustable Project on the top allows many lighting projections. It can be easily connected with the spike mounting style. The possibility of customized color finishing makes this outdoor Led bollard the ideal product for different contexts and environments.

Key Advantages

- Clear design for all outdoor design
- Economic and efficient
- Easy installation
- High performance LED
- High corrosion resistance

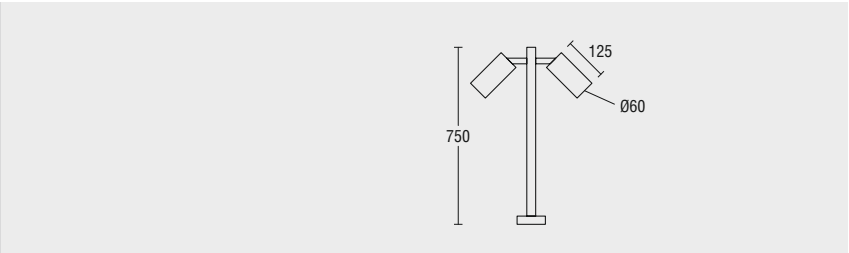
Characteristics

Aluminium body
High efficiency LED lighting
Tempered glass light diffuser
Electrostatic powder paint
High quality silicon gasket
LED with Life Span > 100.000 Hours
CCT tolerance within a 3 step MacAdams ellipse
Corrosion Protection
5 Years Warranty
Marine Coating (Optional)
ENEC Certified Driver

Applications



DAISY DUO




Standard Product

Input	100-305V / AC 50-65Hz
Control	On / Off
Optic	Symmetrical
Light Color	4000K
Body Color	7016 Grey
CRI	>82
Protection	IP66
Impact Resistance	IK09
Protection class IEC	Class I
Power factor (min.)	0,092
Weight	- kg
Ambient Temperature	-30°C / +60°C


Available Options

Input	24V / DC
Control	RGB, DALI, DIM, DMX
Optic	8°, 15°, 30°, 50°, 60°, 70°, 90°, 120°, Asymmetrical
Light Color	2200K, 2700K, 3000K, 5000K, 6500K
Body Color	Optional RAL colors
CRI	>90
Protection	IP67-IP68
Impact Resistance	IK10
Warranty	7-10 Years
Glass	Frosted Diffuser Glass

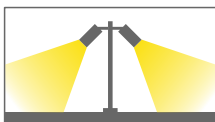
Light Colors



Body Colors Options



Light Effect



Ordering Details

Product Code	Power	Light Color	Dimensions	Lumen
DAISY.DUO.8.600.AC.N.4.SYM.7016	8W	4000K	600mm	1056
DAISY.DUO.10.600.AC.N.4.SYM.7016	10W	4000K	600mm	1320
DAISY.DUO.15.800.AC.N.4.SYM.7016	15W	4000K	800mm	1980
DAISY.DUO.20.800.AC.N.4.SYM.7016	20W	4000K	800mm	2640
DAISY.DUO.25.1000.AC.N.4.SYM.7016	25W	4000K	1000mm	3300
DAISY.DUO.30.1000.AC.N.4.SYM.7016	30W	4000K	1000mm	3960
DAISY.DUO.25.1500.AC.N.4.SYM.7016	25W	4000K	1500mm	3300
DAISY.DUO.30.1500.AC.N.4.SYM.7016	30W	4000K	1500mm	3960
DAISY.DUO.35.2000.AC.N.4.SYM.7016	35W	4000K	2000mm	4620
DAISY.DUO.40.2000.AC.N.4.SYM.7016	40W	4000K	2000mm	5280



Optional Accessories



IP67 Junction Box



Grass Stud Accessory



Surface Mounted Accessory

Product Coding

Product Name	Product Power	Input	Control System	Color Temperature	Light Beam	Body Color
XX	XX	AC DC	on/off 1-10V PUSH TRAC DALI	3K 4K 6.5K	XX	XX
XX	XX	AC DC	N V P T D	3 4 6	XX	XX

CALIFORNIA

Outdoor type
LED Bollard Lighting



Understated and yet remarkably beautiful, CALIFORNIA is a prime example of the immense power of puristic design. Without unnecessary frills; nothing distracts from the focus on the key essentials: powerful, homogeneous light in a perfectly flawless cylindrical form.

The housing and technical components have been carefully selected to ensure economic efficiency and a long service life for all products in the range. The high quality is also reflected in the numerous benefits in terms of installation, maintenance and operation with IP66 and the "invisible" power supply via delicate steel cables inside the diffuser cylinder.

Key Advantages

- Flawless cylindrical form
- Economic and efficient
- Easy installation
- High performance LED
- High corrosion resistance

Characteristics

Aluminium body
High efficiency LED lighting
Electrostatic powder paint
High quality silicone gasket
Galvanized metal anchorage
LED with Life Span > 100.000 Hours
CCT tolerance within a 3 step MacAdams ellipse
Corrosion Protection
5 Years Warranty
Marine Coating (Optional)
ENEC Certified Driver

Applications




Landscape

Outdoor

Urban

CALIFORNIA



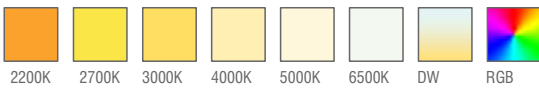
Standard Product

Input	100-305V / AC 50-65Hz
Control	On / Off
Optic	Symmetrical
Light Color	4000K
Body Color	7016 Grey
CRI	>82
Protection	IP66
Impact Resistance	IK09
Protection class IEC	Class I
Power factor (min.)	0,092
Weight	- kg
Ambient Temperature	-30°C / +60°C
Diffuser	Acrylic

Available Options

Input	24V / DC
Control	RGB, DALI, DIM, DMX
Optic	8°, 15°, 30°, 50°, 60°, 70°, 90°, 120°, Asymmetrical
Light Color	2200K, 2700K, 3000K, 5000K, 6500K
Body Color	Optional RAL colors
CRI	>90
Protection	IP67-IP68
Impact Resistance	IK10
Warranty	7-10 Years
Diffuser	Transparent or Opaque

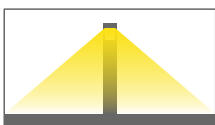
Light Colors



Body Colors Options



Light Effect



Ordering Details

Product Code	Power	Light Color	Dimensions	Lumen
CALIFORNIA.8.600.AC.N.4.SYM.7016	8W	4000K	600mm	1056
CALIFORNIA.10.600.AC.N.4.SYM.7016	10W	4000K	600mm	1320
CALIFORNIA.15.800.AC.N.4.SYM.7016	15W	4000K	800mm	1980
CALIFORNIA.20.800.AC.N.4.SYM.7016	20W	4000K	800mm	2640
CALIFORNIA.25.1000.AC.N.4.SYM.7016	25W	4000K	1000mm	3300
CALIFORNIA.30.1000.AC.N.4.SYM.7016	30W	4000K	1000mm	3960
CALIFORNIA.25.1500.AC.N.4.SYM.7016	25W	4000K	1500mm	3300
CALIFORNIA.30.1500.AC.N.4.SYM.7016	30W	4000K	1500mm	3960
CALIFORNIA.35.2000.AC.N.4.SYM.7016	35W	4000K	2000mm	4620
CALIFORNIA.40.2000.AC.N.4.SYM.7016	40W	4000K	2000mm	5280



Optional Accessories



IP67
Junction
Box

Product Coding

Product Name	Product Power	Input	Control System	Color Temperature	Light Beam	Body Color
XX	XX	AC DC	on/off 1-10V PUSH TRAC DALI	3K 4K 6.5K	XX	XX
XX	XX	AC DC	N V P T D	3 4 6	XX	XX

STELLA

Outdoor type
LED Bollard Lighting



With the straight lines and robust design of STELLA Bollard, we have made a clear design statement with a reduced, cubic laser cut design approach which gives its soft light an exceedingly stylish frame.

The light source cannot be seen directly, and so the lighting is pleasantly reflected with the laser design. The symmetrical light distribution creates harmonious iSTELLAtion. The light falls from above into the glassless.

Key Advantages

- Laser light reflection
- Economic and efficient
- Easy installation
- High performance LED
- High corrosion resistance
- Interesting light sculpture

Characteristics

Aluminium body
High efficiency LED lighting
Electrostatic powder paint
High quality silicone gasket
Galvanized metal anchorage
LED with Life Span > 100.000 Hours
CCT tolerance within a 3 step MacAdams ellipse
Corrosion Protection
5 Years Warranty
Marine Coating (Optional)
ENEC Certified Driver

Applications



Landscape




Outdoor



Urban

STELLA




Standard Product

Input	100-305V / AC 50-65Hz
Control	On / Off
Optic	Symmetrical
Light Color	4000K
Body Color	7016 Grey
CRI	>82
Protection	IP66
Impact Resistance	IK09
Protection class IEC	Class I
Power factor (min.)	0,092
Weight	- kg
Ambient Temperature	-30°C / +60°C


Available Options

Input	24V / DC
Control	RGB, DALI, DIM, DMX
Optic	8°, 15°, 30°, 50°, 60°, 70°, 90°, 120°, Asymmetrical
Light Color	2200K, 2700K, 3000K, 5000K, 6500K
Body Color	Optional RAL colors
CRI	>90
Protection	IP67-IP68
Impact Resistance	IK10
Warranty	7-10 Years
Diffuser	Transparent or Opaque

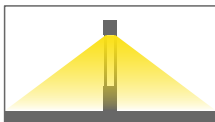
Light Colors



Body Colors Options



Light Effect



Ordering Details

Product Code	Power	Light Color	Dimensions	Lumen
STELLA.8.600.AC.N.4.SYM.7016	8W	4000K	600mm	1056
STELLA.10.600.AC.N.4.SYM.7016	10W	4000K	600mm	1320
STELLA.15.800.AC.N.4.SYM.7016	15W	4000K	800mm	1980
STELLA.20.800.AC.N.4.SYM.7016	20W	4000K	800mm	2640
STELLA.25.1000.AC.N.4.SYM.7016	25W	4000K	1000mm	3300
STELLA.30.1000.AC.N.4.SYM.7016	30W	4000K	1000mm	3960
STELLA.25.1500.AC.N.4.SYM.7016	25W	4000K	1500mm	3300
STELLA.30.1500.AC.N.4.SYM.7016	30W	4000K	1500mm	3960
STELLA.35.2000.AC.N.4.SYM.7016	35W	4000K	2000mm	4620
STELLA.40.2000.AC.N.4.SYM.7016	40W	4000K	2000mm	5280



Optional Accessories



IP67
Junction
Box

Product Coding

Product Name	Product Power	Input	Control System	Color Temperature	Light Beam	Body Color
XX	XX	AC DC	on/off 1-10V PUSH TRAC DALI	3K 4K 6.5K	XX	XX
XX	XX	AC DC	N V P T D	3 4 6	XX	XX

TUNC

Outdoor type
LED Bollard Lighting



With the straight lines and robust design of TUNC Bollard, we have made a clear design statement with a reduced, cubic laser cut design approach which gives its soft light an exceedingly stylish frame.

The light source cannot be seen directly, and so the lighting is pleasantly reflected with the laser design. The symmetrical light distribution creates harmonious iTUNCTION. The light falls from above into the glassless.

Key Advantages

- Laser light reflection
- Economic and efficient
- Easy installation
- High performance LED
- High corrosion resistance
- Interesting light sculpture

Characteristics

Aluminium body
High efficiency LED lighting
Electrostatic powder paint
High quality silicone gasket
Galvanized metal anchorage
LED with Life Span > 100.000 Hours
CCT tolerance within a 3 step MacAdams ellipse
Corrosion Protection
5 Years Warranty
Marine Coating (Optional)
ENEC Certified Driver

Applications



Landscape




Outdoor



Urban

TUNC




Standard Product

Input	100-305V / AC 50-65Hz
Control	On / Off
Optic	Symmetrical
Light Color	4000K
Body Color	7016 Grey
CRI	>82
Protection	IP66
Impact Resistance	IK09
Protection class IEC	Class I
Power factor (min.)	0,092
Weight	- kg
Ambient Temperature	-30°C / +60°C

Available Options

Input	24V / DC
Control	RGB, DALI, DIM, DMX
Optic	8°, 15°, 30°, 50°, 60°, 70°, 90°, 120°, Asymmetrical
Light Color	2200K, 2700K, 3000K, 5000K, 6500K
Body Color	Optional RAL colors
CRI	>90
Protection	IP67-IP68
Impact Resistance	IK10
Warranty	7-10 Years
Diffuser	Transparent or Opaque

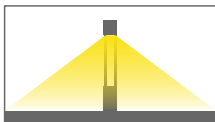
Light Colors



Body Colors Options



Light Effect



Ordering Details

Product Code	Power	Light Color	Dimensions	Lumen
TUNC.8.600.AC.N.4.SYM.7016	8W	4000K	600mm	1056
TUNC.10.600.AC.N.4.SYM.7016	10W	4000K	600mm	1320
TUNC.15.800.AC.N.4.SYM.7016	15W	4000K	800mm	1980
TUNC.20.800.AC.N.4.SYM.7016	20W	4000K	800mm	2640
TUNC.25.1000.AC.N.4.SYM.7016	25W	4000K	1000mm	3300
TUNC.30.1000.AC.N.4.SYM.7016	30W	4000K	1000mm	3960
TUNC.25.1500.AC.N.4.SYM.7016	25W	4000K	1500mm	3300
TUNC.30.1500.AC.N.4.SYM.7016	30W	4000K	1500mm	3960
TUNC.35.2000.AC.N.4.SYM.7016	35W	4000K	2000mm	4620
TUNC.40.2000.AC.N.4.SYM.7016	40W	4000K	2000mm	5280



Optional Accessories




IP67
Junction
Box

Product Coding

Product Name	Product Power	Input	Control System	Color Temperature	Light Beam	Body Color
XX	XX	AC DC	on/off 1-10V PUSH TRAC DALI	3K 4K 6.5K	XX	XX
XX	XX	AC DC	N V P T D	3 4 6	XX	XX

ALES

Outdoor type
LED Bollard Lighting



A simple and structural accent for modern exteriors. ALES Outdoor LED bollard provides soft atmospheric lighting to accentuate outdoor spaces and offer guidance along pathways.

Made of aluminum, this cylindrical fixture extends straight upward to allow its light to spill outward. This bollard is an iconic gothic design in a modern reinterpretation to LED sources with outstanding performance, designed to guarantee an high visual comfort, glare-free lighting with no light pollution.

Key Advantages


- Simple and structural for modern designs
- Economic and efficient
- Easy installation
- High performance LED
- High corrosion resistance

Characteristics

Wooden Body
High efficiency LED lighting
Electrostatic powder paint
High quality silicone gasket
Galvanized metal anchorage
LED with Life Span > 100.000 Hours
CCT tolerance within a 3 step MacAdams ellipse
Corrosion Protection
5 Years Warranty
Marine Coating (Optional)
ENEC Certified Driver

Applications





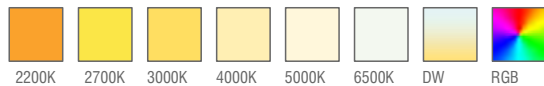
Standard Product

Input	100-305V / AC 50-65Hz
Control	On / Off
Optic	Symmetrical
Light Color	4000K
Body Color	7016 Grey
CRI	>82
Protection	IP66
Impact Resistance	IK09
Protection class IEC	Class I
Power factor (min.)	0,092
Weight	- kg
Ambient Temperature	-30°C / +60°C

Available Options

Input	24V / DC
Control	RGB, DALI, DIM, DMX
Optic	8°, 15°, 30°, 50°, 60°, 70°, 90°, 120°, Asymmetrical
Light Color	2200K, 2700K, 3000K, 5000K, 6500K
Body Color	Optional RAL colors
CRI	>90
Protection	IP67-IP68
Impact Resistance	IK10
Warranty	7-10 Years

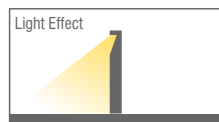
Light Colors



Body Colors Options



Beam Angle Options



Optional Accessories



IP67
Junction
Box

Ordering Details

Product Code	Power	Light Color	Dimensions	Lumen
ALES.8.600.AC.N.4.SYM.7016	8W	4000K	600mm	1056
ALES.10.600.AC.N.4.SYM.7016	10W	4000K	600mm	1320
ALES.15.800.AC.N.4.SYM.7016	15W	4000K	800mm	1980
ALES.20.800.AC.N.4.SYM.7016	20W	4000K	800mm	2640
ALES.25.1000.AC.N.4.SYM.7016	25W	4000K	1000mm	3300
ALES.30.1000.AC.N.4.SYM.7016	30W	4000K	1000mm	3960
ALES.25.1500.AC.N.4.SYM.7016	25W	4000K	1500mm	3300
ALES.30.1500.AC.N.4.SYM.7016	30W	4000K	1500mm	3960
ALES.35.2000.AC.N.4.SYM.7016	35W	4000K	2000mm	4620
ALES.40.2000.AC.N.4.SYM.7016	40W	4000K	2000mm	5280



Product Coding

Product Name	Product Power	Input	Control System	Color Temperature	Light Beam	Body Color
XX	XX	AC DC	on/off 1-10V PUSH TRAC DALI	3K 4K 6.5K	XX	XX
XX	XX	AC DC	N V P T D	3 4 6	XX	XX

SIMPLEX

Outdoor Type
LED Bollard Lighting



LED luminaire for public lighting combining the elegance and simplicity of its cylindrical shape designed to guarantee the best performance.

Simplex produces different lighting effects depending on the version of the screen. The increased diffusion and homogeneity of light reduce the number of installations, optimizing consumption and reducing light pollution in urban areas. It is available in different color temperatures and wattages to better meet the needs of the lighting project.

Characteristics

- Aluminium Body
- High efficiency LED lighting
- Electrostatic powder paint
- High quality silicone gasket
- Galvanized metal anchorage
- Aluminium PCB
- LED with Life Span > 100.000 Hours
- CCT tolerance within a 3 step MacAdams ellipse
- Corrosion Protection
- 5 Years Warranty
- Marine Coating (Optional)
- ENEC Certified Driver

Key Advantages

- Aluminum body and elegant.
- Silicone rubber gasket for high sealing
- Unbreakable and anti-yellowing polycarbonate diffuser
- Simple for modern designs
- Economic and efficient
- Easy installation
- High performance LED
- High corrosion resistance

Applications



Landscape




Outdoor



Urban

SIMPLEX



Standard Product

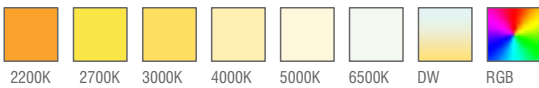
Input	100-305V / AC 50-65Hz
Control	On / Off
Optic	Symmetrical
Light Color	4000K
Body Color	7016 Grey
CRI	>82
Protection	IP66
Impact Resistance	IK09
Protection class IEC	Class I
Power factor (min.)	0,092
Weight	- kg
Ambient Temperature	-30°C / +60°C

Available Options

* Possibility of production in different lengths and sections.

Input	24V / DC
Control	RGB, DALI, DIM, DMX
Optic	8°, 15°, 30°, 50°, 60°, 70°, 90°, 120°, Asymmetrical
Light Color	2200K, 2700K, 3000K, 5000K, 6500K
Body Color	Optional RAL colors
CRI	>90
Protection	IP67
Warranty	7-10 Years

Light Colors




Ordering Details

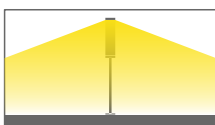
Product Code	Power	Light Color	Dimensions	Lumen
SIMPLEX.30.1500.N.4	30W	4000K	1500	3960
SIMPLEX.40.1500.N.4	40W	4000K	1500	5280
SIMPLEX.50.1500.N.4	50W	4000K	1500	6600

* For different options, please contact our team.

Body Colors Options



Light Effect



Optional Accessories



IP67
Junction
Box

Product Coding

Product Name	Product Power	Input	Control System	Color Temperature	Light Beam	Body Color								
XX	XX	AC	DC	on/off	1-10V	PUSH	TRAC	DALI	D	3K	4K	6.5K	XX	XX
XX	XX	AC	DC	N	V	P	T	D		3	4	6	XX	XX

www.hb-lux.com



DECORATIVE LIGTING POLE SERIES



ACT

Outdoor Type
Decorative Lighting Poles



The elegant sobriety of ACT, combined with state-of-the-art lighting technology, ensures its over-average versatility. It can easily be integrated in just about any architectural environment and fulfils every requirement - lighting paths in compliance with safety standards, used in a row as a light signet, as design-oriented decorative lighting or as a standard guidance system.

Various light distributions, lumen packages, sizes and configurations make these highly adaptable LED outdoor luminaires even more flexible. Depending on personal taste and the area of installation, ACT can be used as pole-top luminaire. When the optional luminaire is added to the latter, it produces a symbolic, almost archetypal effect without losing its characteristically modern simplicity.

Characteristics

Aluminium body
High efficiency LED lighting
Electrostatic powder paint
High quality silicone gasket
Galvanized metal anchorage
Aluminium PCB
LED with Life Span > 100.000 Hours
CCT tolerance within a 3 step MacAdams ellipse
Corrosion Protection
5 Years Warranty
Marine Coating (Optional)
ENEC Certified Driver

Key Advantages

- Can be easily integrated to many designs
- Economic and efficient
- Easy installation
- High performance LED
- High corrosion resistance

Applications




Landscape



Outdoor



Urban



* Possibility of production in different lengths and sections.

Standard Product

Input	100-305V / AC 50-65Hz
Control	On / Off
Optic	Asymmetrical
Light Color	4000K
Body Color	7016 Grey
CRI	>82
Protection	IP66
Impact Resistance	IK09
Protection class IEC	Class I
Power factor (min.)	0,092
Weight	- kg
Ambient Temperature	-30°C / +60°C

Available Options


Input	24V / DC
Control	RGB, DALI, DIM, DMX
Optic	8°, 15°, 30°, 50°, 60°, 70°, 90°, 120°, Symmetrical
Light Color	2200K, 2700K, 3000K, 5000K, 6500K
Body Color	Optional RAL colors
CRI	>90
Protection	IP67
Warranty	7-10 Years
Diffuser	Transparent or Opaque

Ordering Details


Product Code	Power	Light Color	H1	S1	Lumen
ACT-T1.14.1.350.N.3000.ST.G	14W	4000K	3000	150x80	1848
ACT-T1.27.1.700.N.3000.ST.G	27W	4000K	3000	150x80	3564
ACT-T1.41.3.350.N.4000.ST.G	41W	4000K	4000	150x80	5412
ACT-T1.56.2.700.N.4000.ST.G	56W	4000K	4000	150x80	7392
ACT-T1.59.3.500.N.5000.ST.G	59W	4000K	5000	150x80	7788
ACT-T1.84.3.700.N.6000.ST.G	84W	4000K	6000	150x80	11088
ACT-T1.14.1.350.N.3000.ST.G	14W	4000K	3000	150x100	1848
ACT-T1.27.1.700.N.3000.ST.G	27W	4000K	3000	150x100	3564
ACT-T1.41.3.350.N.4000.ST.G	41W	4000K	4000	150x100	5412
ACT-T1.56.2.700.N.4000.ST.G	56W	4000K	4000	150x100	7392
ACT-T1.59.3.500.N.5000.ST.G	59W	4000K	5000	150x100	7788
ACT-T1.84.3.700.N.6000.ST.G	84W	4000K	6000	150x100	11088
ACT-T2.28.1.350.N.3000.ST.G	28W	4000K	3000	150x80	3696
ACT-T2.54.1.700.N.3000.ST.G	54W	4000K	3000	150x80	7128
ACT-T2.82.3.350.N.4000.ST.G	82W	4000K	4000	150x80	10824
ACT-T2.112.2.700.N.4000.ST.G	112W	4000K	4000	150x80	14784
ACT-T2.118.3.500.N.5000.ST.G	118W	4000K	5000	150x80	15576
ACT-T2.168.3.700.N.6000.ST.G	168W	4000K	6000	150x80	22176
ACT-T2.28.1.350.N.3000.ST.G	28W	4000K	3000	150x100	3696
ACT-T2.54.1.700.N.3000.ST.G	54W	4000K	3000	150x100	7128
ACT-T2.82.3.350.N.4000.ST.G	82W	4000K	4000	150x100	10824
ACT-T2.112.2.700.N.4000.ST.G	112W	4000K	4000	150x100	14784
ACT-T2.118.3.500.N.5000.ST.G	118W	4000K	5000	150x100	15576
ACT-T2.168.3.700.N.6000.ST.G	168W	4000K	6000	150x100	22176

* For different options, please contact our team.

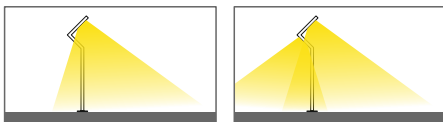
Light Colors



Body Colors Options



Light Effect



Optional Accessories



IP67
Junction
Box




Product Coding

Product Name	Product Power	Module Pcs	Current	Product Height	Control System	Color Temperature	Light Beam	Body Color
XX	XX	XX	XX	XX	on/off SMART	3K 4K 5K 6.5K	XX	XX
XX	XX	XX	XX	XX	N S			

APOLLO L

Outdoor Type
Decorative Lighting Poles



Apollo L's soft light cone creates strikingly beautiful light patterns and reveals stylistic finesse, which bewitches both owner and spectator. Thanks to APOLLO L, stone comes to life and buildings can tell stories. This almost magic effect is due to a very pragmatic approach, namely that extraordinary performance creates extraordinary effects.

The housing made of powder-coated, corrosion-free aluminium forms a uniform and integrated whole, and features a high-quality finish in metallic colours.

Key Advantages

- Flawless cylindrical form
- Economic and efficient
- Easy installation
- High performance LED
- High corrosion resistance

Characteristics

Aluminium body
High efficiency LED lighting
Electrostatic powder paint
High quality silicone gasket
Galvanized metal anchorage
Aluminium PCB
LED with Life Span > 100.000 Hours
CCT tolerance within a 3 step MacAdams ellipse
Corrosion Protection
5 Years Warranty
Marine Coating (Optional)
ENEC Certified Driver

Applications



Landscape




Outdoor



Urban

APOLLO L



Standard Product

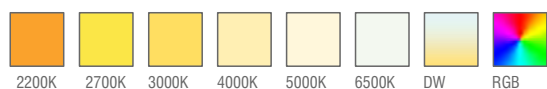
Input	100-305V / AC 50-65Hz
Control	On / Off
Optic	Symmetrical
Light Color	4000K
Body Color	7016 Grey
CRI	>82
Protection	IP65
Impact Resistance	IK09
Protection class IEC	Class I
Power factor (min.)	0,092
Weight	- kg
Ambient Temperature	-30°C / +60°C

Available Options


** Possibility of production in different lengths and sections.*

Input	24V / DC
Control	RGB, DALI, DIM, DMX
Optic	8°, 15°, 30°, 50°, 60°, 70°, 90°, 120°, Asymmetrical
Light Color	2200K, 2700K, 3000K, 5000K, 6500K
Body Color	Optional RAL colors
CRI	>90
Protection	IP66-IP67
Warranty	7-10 Years

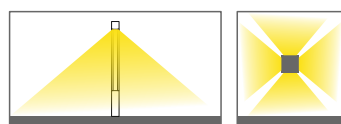
Light Colors



Body Colors Options



Light Effect



Optional Accessories



IP67
Junction
Box

Ordering Details

Product Code	Power	Light Color	Dimensions	Lumen
APOLLO.30.AC.N.4.SYM.7016	30W	4000K	150x150x3000	3960
APOLLO.40.AC.N.4.SYM.7016	40W	4000K	150x150x3000	5280
APOLLO.60.AC.N.4.SYM.7016	60W	4000K	200x200x4000	7920
APOLLO.70.AC.N.4.SYM.7016	70W	4000K	200x200x6000	9240
APOLLO.80.AC.N.4.SYM.7016	80W	4000K	200x200x6000	10560

** For different options, please contact our team.*



Product Coding

Product Name	Product Power	Input	Control System	Color Temperature	Light Beam	Body Color
XX	XX	AC DC	on/off 1-10V PUSH TRAC DALI	3K 4K 6.5K	XX	XX
XX	XX	AC DC	N V P T D	3 4 6	XX	XX

AQUA

Outdoor Type
Decorative Lighting Poles



Urban lighting between versatility and high visual comfort. AQUA is the pole top luminaire for urban lighting, featuring a catchy shape and excellent performance, also available with the latest lighting technologies.

The wide range of street and radial optics makes it a versatile solution, which does not produce light pollution. Its Classical design interpreted in a modern twist, able to integrate in any urban area. AQUA is the ideal solution for public and residential areas, walkways, squares.

Key Advantages

- Aluminium Body
- Smart energy savings
- Delivery of complete assembly
- Corrosion resistance


Characteristics

Aluminium body
High efficiency LED lighting
Electrostatic powder paint
High quality silicone gasket
Galvanized metal anchorage
LED with Life Span > 100.000 Hours
CCT tolerance within a 3 step MacAdams ellipse
Corrosion Protection
5 Years Warranty
Marine Coating (Optional)
ENEC Certified Drive

Applications



AQUA



Standard Product


Input	100-305V / AC 50-65Hz
Control	On / Off
Optic	Symmetrical
Light Color	4000K
Body Color	7016 Grey
CRI	>82
Protection	IP66
Impact Resistance	IK09
Protection class IEC	Class I
Power factor (min.)	0,092
Weight	- kg
Ambient Temperature	-30°C / +60°C

Available Options


** Possibility of production in different lengths and sections.*

Input	24V / DC
Control	RGB, DALI, DIM, DMX
Optic	8°, 15°, 30°, 50°, 60°, 70°, 90°, 120°, Asymmetrical
Light Color	2200K, 2700K, 3000K, 5000K, 6500K
Body Color	Optional RAL colors
CRI	>90
Protection	IP67
Warranty	7-10 Years

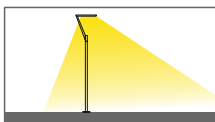
Light Colors



Body Colors Options



Light Effect



Optional Accessories



IP67
Junction
Box

Ordering Details

Product Code	Power	Light Color	Dimensions	Lumen
AQUA.30.AC.N.4.SYM.7016	35W	4000K	4500	4620
AQUA.45.AC.N.4.SYM.7016	45W	4000K	4500	5940
AQUA.55.AC.N.4.SYM.7016	55W	4000K	4500	7260

** For different options, please contact our team.*



Product Coding

Product Name	Product Power	Input	Control System	Color Temperature	Light Beam	Body Color							
XX	XX	AC	DC	on/off	1-3 DV	PUSH	TRAC	DALI	3K	4K	6.5K	XX	XX
XX	XX	AC	DC	N	V	P	T	D	3	4	6	XX	XX

ARDUA

Outdoor Type
Decorative Lighting Poles



Urban lighting between versatility and high visual comfort. ARDUA is the pole top luminaire for urban lighting, featuring a catchy shape and excellent performance, also available with the latest lighting technologies.

Wide range of optics, powers and color temperatures to meet any lighting project need. Featuring an elegant, timeless design, excellent performance and fort he latest lighting designs. Its diffused wide optic provides a homogeneous, pleasant lighting with high visual comfort and no glare.

Characteristics

Galvanized Steel
High efficiency LED lighting
Electrostatic powder paint
High quality silicone gasket
Galvanized metal anchorage
Aluminium PCB
LED with Life Span > 100.000 Hours
CCT tolerance within a 3 step MacAdams ellipse
Corrosion Protection
5 Years Warranty
Marine Coating (Optional)
ENEC Certified Driver


Key Advantages

- Aluminium Body
- Smart energy savings
- Delivery of complete assembly
- Corrosion resistance

Applications



ARUA



Standard Product


Input	100-305V / AC 50-65Hz
Control	On / Off
Optic	Symmetrical
Light Color	4000K
Body Color	7016 Grey
CRI	>82
Protection	IP66
Impact Resistance	IK09
Protection class IEC	Class I
Power factor (min.)	0,092
Weight	- kg
Ambient Temperature	-30°C / +60°C

Available Options

* Possibility of production in different lengths and sections.

Input	24V / DC
Control	RGB, DALI, DIM, DMX
Optic	8°, 15°, 30°, 50°, 60°, 70°, 90°, 120°, Asymmetrical
Light Color	2200K, 2700K, 3000K, 5000K, 6500K
Body Color	Optional RAL colors
CRI	>90
Protection	IP67
Warranty	7-10 Years

Light Colors




Ordering Details

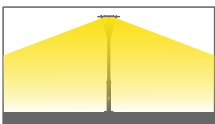
Product Code	Power	Light Color	Dimensions	Lumen
ARUA.30.4000.AC.N.4.SYM.7016	30W	4000K	4000	3960
ARUA.40.4000.AC.N.4.SYM.7016	40W	4000K	4000	5280
ARUA.60.4000.AC.N.4.SYM.7016	60W	4000K	4000	7920

* For different options, please contact our team.

Body Colors Options



Light Effect



Optional Accessories



IP67
Junction
Box



Product Coding

Product Name		Product Power		Input		Control System				Color Temperature			Light Beam	Body Color
XX	XX	AC	DC	on/off	1-10V	PUSH	TRAC	DALI	D	3K	4K	6.5K	XX	XX
XX	XX	AC	DC	N	V	P	T	D		3	4	6	XX	XX

ARROW

Outdoor Type
Decorative Lighting Poles



ARROW is the LED pole-top luminaire featuring a classic but modern design and a diffused and comfortable lighting, thanks to the direct light radial optic.

Wide range of optics, powers and color temperatures to meet any lighting project need. Featuring an elegant, timeless design, excellent performance and for the latest lighting designs. Its diffused wide optic provides a homogeneous, pleasant lighting with high visual comfort and no glare.

Characteristics

Galvanized Steel
High efficiency LED lighting
Electrostatic powder paint
High quality silicone gasket
Galvanized metal anchorage
Aluminium PCB
LED with Life Span > 100.000 Hours
CCT tolerance within a 3 step MacAdams ellipse
Corrosion Protection
5 Years Warranty
Marine Coating (Optional)
ENEC Certified Driver

Key Advantages

- Aluminium Body
- Smart energy savings
- Delivery of complete assembly
- Corrosion resistance

Applications




Landscape



Outdoor



Urban



Standard Product


Input	100-305V / AC 50-65Hz
Control	On / Off
Optic	Symmetrical
Light Color	4000K
Body Color	7016 Grey
CRI	>82
Protection	IP66
Impact Resistance	IK09
Protection class IEC	Class I
Power factor (min.)	0,092
Weight	- kg
Ambient Temperature	-30°C / +60°C

Available Options


** Possibility of production in different lengths and sections.*

Input	24V / DC
Control	RGB, DALI, DIM, DMX
Optic	8°, 15°, 30°, 50°, 60°, 70°, 90°, 120°, Asymmetrical
Light Color	2200K, 2700K, 3000K, 5000K, 6500K
Body Color	Optional RAL colors
CRI	>90
Protection	IP67
Warranty	7-10 Years

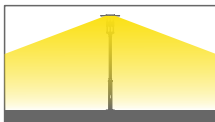
Light Colors



Body Colors Options



Light Effect



Optional Accessories



IP67
Junction
Box

Ordering Details

Product Code	Power	Light Color	Dimensions	Lumen
ARROW.35.AC.N.4.SYM.7016	35W	4000K	3000	4620
ARROW.50.AC.N.4.SYM.7016	50W	4000K	3000	6600
ARROW.60.AC.N.4.SYM.7016	60W	4000K	3000	7920

** For different options, please contact our team.*



Product Coding

Product Name	Product Power	Input	Control System	Color Temperature	Light Beam	Body Color
XX XX	XX	AC DC	on/off 1-10V PUSH TRAC DALI	3K 4K 6.5K	XX	XX

CLAS

Outdoor Type
Decorative Lighting Poles



CLAS represent the maximum expression of love and respect for the tradition of great historical city centers.

This HB-LUX decorative classic layout is ideal for lighting public parks, squares or pedestrian areas. The urban lighting version is perfect to complement the public lighting of a park or a pedestrian area, ideal for adding elegance to an entrance or to enhance city parks, squares or pedestrian areas. with a classic-style décor is able to enhance the value of historic city centres giving them a timeless style.

Characteristics

- Aluminium body
- High efficiency LED lighting
- Electrostatic powder paint
- High quality silicone gasket
- Galvanized metal anchorage
- Aluminium PCB
- LED with Life Span > 100.000 Hours
- CCT tolerance within a 3 step MacAdams ellipse
- Corrosion Protection
- 5 Years Warranty
- Marine Coating (Optional)
- ENEC Certified Driver

Key Advantages

- Aluminium Body
- Smart energy savings
- Delivery of complete assembly
- Corrosion resistance

Applications



Landscape

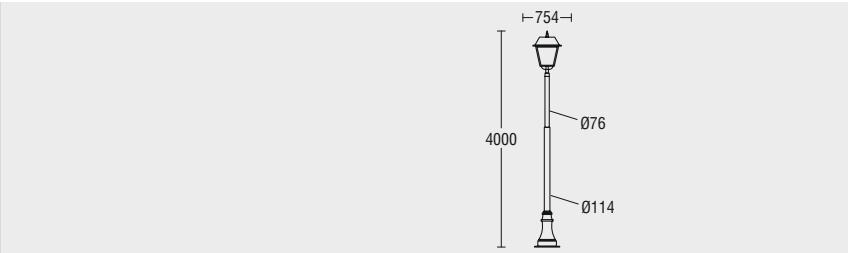


Outdoor



Urban

CLAS



Standard Product


Input	100-305V / AC 50-65Hz
Control	On / Off
Optic	Symmetrical
Light Color	4000K
Body Color	7016 Grey
CRI	>82
Protection	IP66
Impact Resistance	IK09
Protection class IEC	Class I
Power factor (min.)	0,092
Weight	- kg
Ambient Temperature	-30°C / +60°C

Available Options


** Possibility of production in different lengths and sections.*

Input	24V / DC
Control	RGB, DALI, DIM, DMX
Optic	8°, 15°, 30°, 50°, 60°, 70°, 90°, 120°, Asymmetrical
Light Color	2200K, 2700K, 3000K, 5000K, 6500K
Body Color	Optional RAL colors
CRI	>90
Protection	IP67
Warranty	7-10 Years

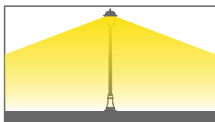
Light Colors



Body Colors Options



Light Effect



Optional Accessories



IP67
Junction
Box

Ordering Details

Product Code	Power	Light Color	Dimensions	Lumen
CLAS.30.AC.N.4.SYM.7016	30W	4000K	4000	3965
CLAS.40.AC.N.4.SYM.7016	40W	4000K	4000	5285
CLAS.50.AC.N.4.SYM.7016	50W	4000K	4000	6605
CLAS.60.AC.N.4.SYM.7016	60W	4000K	4000	7925

** For different options, please contact our team.*




Product Coding

Product Name	Product Power	Input	Control System	Color Temperature	Light Beam	Body Color
XX	XX	AC DC	push/off 1-10V PUSH TRAC DALI	3K 4K 6.5K	XX	XX
XX	XX	AC DC	N V P T D	3 4 6	XX	XX

COAST

Outdoor Type
Decorative Lighting Poles



The elegant sobriety of COAST, combined with state-of-the-art lighting technology, ensures its over-average versatility. It can easily be integrated in just about any architectural environment and fulfils every requirement - lighting paths in compliance with safety standards, used in a row, as design-oriented decorative lighting or as a standard guidance system.

Various light distributions, lumen packages, sizes and configurations make these highly adaptable LED outdoor luminaires even more flexible. Depending on personal taste and the area of installation, COAST can be used as pole-top luminaire. When the optional luminaire is added to the latter, it produces a symbolic, almost archetypal effect without loosing its characteristically modern simplicity.

Characteristics

- Aluminium body
- High efficiency LED lighting
- Electrostatic powder paint
- High quality silicone gasket
- Galvanized metal anchorage
- Aluminium PCB
- LED with Life Span > 100.000 Hours
- CCT tolerance within a 3 step MacAdams ellipse
- Corrosion Protection
- 5 Years Warranty
- Marine Coating (Optional)
- ENEC Certified Driver

Key Advantages

- Can be easily integrated to many designs
- Economic and efficient
- Easy installation
- High performance LED
- High corrosion resistance

Applications



Landscape

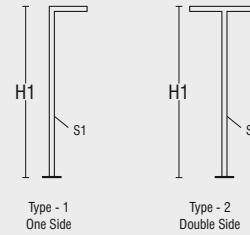


Outdoor



Urban

COAST



* Possibility of production in different lengths and sections.

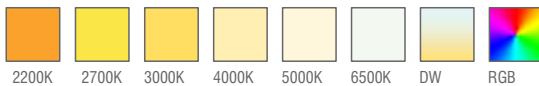
Standard Product

Input	100-305V / AC 50-65Hz
Control	On / Off
Optic	Symmetrical
Light Color	4000K
Body Color	7016 Grey
CRI	>82
Protection	IP66
Impact Resistance	IK09
Protection class IEC	Class I
Power factor (min.)	0,092
Weight	- kg
Ambient Temperature	-30°C / +60°C


Available Options

Input	24V / DC
Control	RGB, DALI, DIM, DMX
Optic	8°, 15°, 30°, 50°, 60°, 70°, 90°, 120°, Asymmetrical
Light Color	2200K, 2700K, 3000K, 5000K, 6500K
Body Color	Optional RAL colors
CRI	>90
Protection	IP67
Warranty	7-10 Years

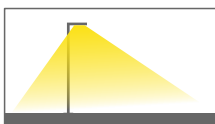
Light Colors



Body Colors Options



Light Effect



Optional Accessories



IP67
Junction
Box

Ordering Details

Product Code	Power	Light Color	H1	S1	Lumen
COAST-T1.14.1.350.N.4000.ST.G	14W	4000K	3000	150x80	1848
COAST-T1.27.1.700.N.4000.ST.G	27W	4000K	3000	150x80	3564
COAST-T1.41.3.350.N.4000.ST.G	41W	4000K	4000	150x80	5412
COAST-T1.56.2.700.N.4000.ST.G	56W	4000K	4000	150x80	7392
COAST-T1.59.3.500.N.4000.ST.G	59W	4000K	5000	150x80	7788
COAST-T1.84.3.700.N.4000.ST.G	84W	4000K	6000	150x80	11088
COAST-T1.14.1.350.N.4000.ST.G	14W	4000K	3000	150x100	1848
COAST-T1.27.1.700.N.4000.ST.G	27W	4000K	3000	150x100	3564
COAST-T1.41.3.350.N.4000.ST.G	41W	4000K	4000	150x100	5412
COAST-T1.56.2.700.N.4000.ST.G	56W	4000K	4000	150x100	7392
COAST-T1.59.3.500.N.4000.ST.G	59W	4000K	5000	150x100	7788
COAST-T1.84.3.700.N.4000.ST.G	84W	4000K	6000	150x100	11088
COAST-T2.28.1.350.N.4000.ST.G	28W	4000K	3000	150x80	3696
COAST-T2.54.1.700.N.4000.ST.G	54W	4000K	3000	150x80	7128
COAST-T2.82.3.350.N.4000.ST.G	82W	4000K	4000	150x80	10824
COAST-T2.112.2.700.N.4000.ST.G	112W	4000K	4000	150x80	14784
COAST-T2.118.3.500.N.4000.ST.G	118W	4000K	5000	150x80	15576
COAST-T2.168.3.700.N.4000.ST.G	168W	4000K	6000	150x80	22176
COAST-T2.28.1.350.N.4000.ST.G	28W	4000K	3000	150x100	3696
COAST-T2.54.1.700.N.4000.ST.G	54W	4000K	3000	150x100	7128
COAST-T2.82.3.350.N.4000.ST.G	82W	4000K	4000	150x100	10824
COAST-T2.112.2.700.N.4000.ST.G	112W	4000K	4000	150x100	14784
COAST-T2.118.3.500.N.4000.ST.G	118W	4000K	5000	150x100	15576
COAST-T2.168.3.700.N.4000.ST.G	168W	4000K	6000	150x100	22176

* For different options, please contact our team.



Product Coding

Product Name	Product Power	Module Pcs	Current	Product Height	Control System	Color Temperature	Light Beam	Body Color
XX	XX	XX	XX	XX	on/off SMART	3K 4K 5K 6.5K	XX	XX
XX	XX	XX	XX	XX	N S			

COAST DUO

Outdoor Type
Decorative Lighting Poles



The elegant sobriety of COAST DUO, combined with state-of-the-art lighting technology, ensures its over-average versatility. It can easily be integrated in just about any architectural environment and fulfils every requirement – lighting paths in compliance with safety standards, used in a row, as design-oriented decorative lighting or as a standard guidance system.

Various light distributions, lumen packages, sizes and configurations make these highly adaptable LED outdoor luminaires even more flexible. Depending on personal taste and the area of installation, COAST DUO can be used as double sided pole-top luminaire for higher powers. When the optional luminaire is added to the latter, it produces a symbolic, almost archetypal effect without losing its characteristically modern simplicity.

Characteristics

- Aluminium body
- High efficiency LED lighting
- Electrostatic powder paint
- High quality silicone gasket
- Galvanized metal anchorage
- Aluminium PCB
- LED with Life Span > 100.000 Hours
- CCT tolerance within a 3 step MacAdams ellipse
- Corrosion Protection
- 5 Years Warranty
- Marine Coating (Optional)
- ENEC Certified Driver

Key Advantages

- Can be easily integrated to many designs
- Economic and efficient
- Easy installation
- High performance LED
- High corrosion resistance

Applications



Landscape

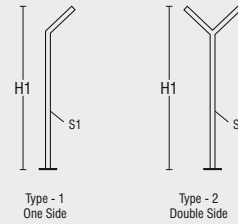


Outdoor



Urban

COAST DUO



* Possibility of production in different lengths and sections.


Standard Product

Input	100-305V / AC 50-65Hz
Control	On / Off
Optic	Asymmetrical
Light Color	4000K
Body Color	7016 Grey
CRI	> 82
Protection	IP66
Impact Resistance	IK09
Protection class IEC	Class I
Power factor (min.)	0,092
Weight	- kg
Ambient Temperature	-30°C / +60°C


Available Options

Input	24V / DC
Control	RGB, DALI, DIM, DMX
Optic	8°, 15°, 30°, 50°, 60°, 70°, 90°, 120°, Symmetrical
Light Color	2200K, 2700K, 3000K, 5000K, 6500K
Body Color	Optional RAL colors
CRI	> 90
Protection	IP66-IP67
Warranty	7-10 Years

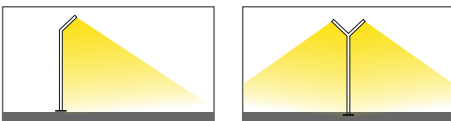
Light Colors



Body Colors Options



Light Effect



Optional Accessories



IP67
Junction
Box

Ordering Details

Product Code	Power	Light Color	H1	S1	Lumen
COASTD-T1.14.1.350.N.4000.ST.G	14W	4000K	3000	150x80	1848
COASTD-T1.27.1.700.N.4000.ST.G	27W	4000K	3000	150x80	3564
COASTD-T1.41.3.350.N.4000.ST.G	41W	4000K	4000	150x80	5412
COASTD-T1.56.2.700.N.4000.ST.G	56W	4000K	4000	150x80	7392
COASTD-T1.59.3.500.N.4000.ST.G	59W	4000K	5000	150x80	7788
COASTD-T1.84.3.700.N.4000.ST.G	84W	4000K	6000	150x80	11088
COASTD-T1.14.1.350.N.4000.ST.G	14W	4000K	3000	150x100	1848
COASTD-T1.27.1.700.N.4000.ST.G	27W	4000K	3000	150x100	3564
COASTD-T1.41.3.350.N.4000.ST.G	41W	4000K	4000	150x100	5412
COASTD-T1.56.2.700.N.4000.ST.G	56W	4000K	4000	150x100	7392
COASTD-T1.59.3.500.N.4000.ST.G	59W	4000K	5000	150x100	7788
COASTD-T1.84.3.700.N.4000.ST.G	84W	4000K	6000	150x100	11088
COASTD-T2.28.1.350.N.4000.ST.G	28W	4000K	3000	150x80	3696
COASTD-T2.54.1.700.N.4000.ST.G	54W	4000K	3000	150x80	7128
COASTD-T2.82.3.350.N.4000.ST.G	82W	4000K	4000	150x80	10824
COASTD-T2.112.2.700.N.4000.ST.G	112W	4000K	4000	150x80	14784
COASTD-T2.118.3.500.N.4000.ST.G	118W	4000K	5000	150x80	15576
COASTD-T2.168.3.700.N.4000.ST.G	168W	4000K	6000	150x80	22176
COASTD-T2.28.1.350.N.4000.ST.G	28W	4000K	3000	150x100	3696
COASTD-T2.54.1.700.N.4000.ST.G	54W	4000K	3000	150x100	7128
COASTD-T2.82.3.350.N.4000.ST.G	82W	4000K	4000	150x100	10824
COASTD-T2.112.2.700.N.4000.ST.G	112W	4000K	4000	150x100	14784
COASTD-T2.118.3.500.N.4000.ST.G	118W	4000K	5000	150x100	15576
COASTD-T2.168.3.700.N.4000.ST.G	168W	4000K	6000	150x100	22176

* For different options, please contact our team.



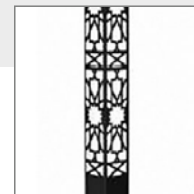
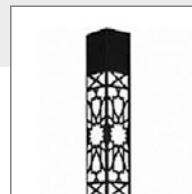

Product Coding

Product Name	Product Power	Module Pcs	Current	Product Height	Control System	Color Temperature	Light Beam	Body Color
XX	XX	XX	XX	XX	on/off SMART	3K 4K 5K 6.5K	XX	XX
XX	XX	XX	XX	XX	N S	3 4 5 6	XX	XX

www.hb-lux.com

COLUMN LARGE

Outdoor Type
Decorative Lighting Poles



At the heart of the cross-roads in the city, decorative lighting becomes an ideal tool to centralize the functions of public spaces.

The multifunctional COLUMN continues the tradition of Hb-lux's adaptable and customizable products, this time bringing together new functionalities related to the transformation of urban infrastructures. With its customizable laser cutting, it enhances the perfect lighting ambiance decors. Thanks to its design that interacts with daylight, creating shadows and visual softness. It is designed to allow a double emission with diffused optic.

Characteristics

- Aluminium body
- High efficiency LED lighting
- Electrostatic powder paint
- High quality silicone gasket
- Galvanized metal anchorage
- Aluminium PCB
- LED with Life Span > 100.000 Hours
- CCT tolerance within a 3 step MacAdams ellipse
- Corrosion Protection
- 5 Years Warranty
- Marine Coating (Optional)
- ENEC Certified Driver

Key Advantages

- Aluminium Body
- Smart energy savings
- Delivery of complete assembly
- Corrosion resistance

Applications



Landscape

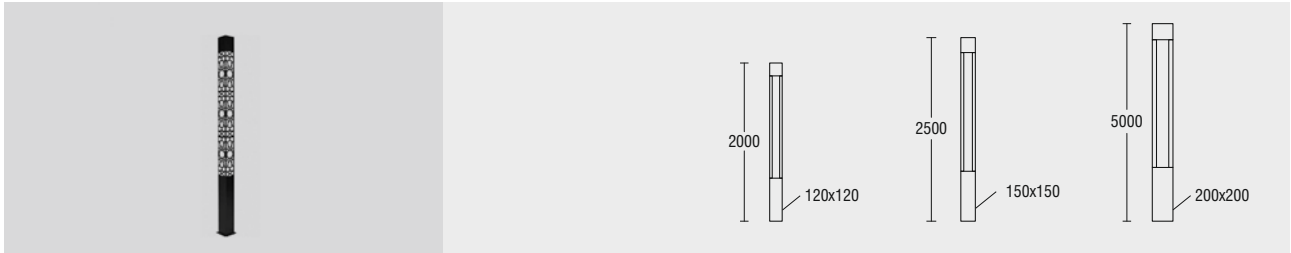


Outdoor



Urban

COLUMN LARGE



Standard Product


Input	100-305V / AC 50-65Hz
Control	On / Off
Optic	Symmetrical
Light Color	4000K
Body Color	7016 Grey
CRI	>82
Protection	IP66
Impact Resistance	IK09
Protection class IEC	Class I
Power factor (min.)	0,092
Weight	- kg
Ambient Temperature	-30°C / +60°C

Available Options

* Possibility of production in different lengths and sections.

Input	24V / DC
Control	RGB, DALI, DIM, DMX
Optic	8°, 15°, 30°, 50°, 60°, 70°, 90°, 120°, Asymmetrical
Light Color	2200K, 2700K, 3000K, 5000K, 6500K
Body Color	Optional RAL colors
CRI	>90
Protection	IP66-IP67
Warranty	7-10 Years

Light Colors




Ordering Details

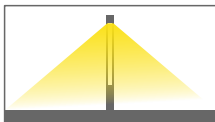
Product Code	Power	Light Color	Dimensions	Lumen
COLUMN.L.40.AC.N.4.SYM.7016	40W	3000K	2000	5280
COLUMN.L.50.AC.N.4.SYM.7016	50W	3000K	2500	6600
COLUMN.L.60.AC.N.4.SYM.7016	60W	3000K	3000	7920

* For different options, please contact our team.

Body Colors Options



Light Effect



Optional Accessories



IP67
Junction
Box



Product Coding

Product Name	Product Power	Input	Control System	Color Temperature	Light Beam	Body Color
XX XX	XX	AC DC	on/off 1-10V PUSH TRAC DALI	3K 4K 6.5K	XX	XX
XX XX	AC DC	N V	P T D	3 4 6	XX	XX

KULA

Outdoor Type
Decorative Lighting Poles



KULA represent the maximum expression of love and respect for the tradition of great historical city centers.

This HB-LUX decorative classic layout is ideal for lighting public parks, squares or pedestrian areas. The Urban lighting version is perfect to complement the public lighting of a park or a pedestrian area, ideal for adding elegance to an entrance or to enhance city parks, squares or pedestrian areas. with a classic-style décor is able to enhance the value of historic city centres giving them a timeless style.

Characteristics

Aluminium body
High efficiency LED lighting
Electrostatic powder paint
High quality silicone gasket
Galvanized metal anchorage
Aluminium PCB
LED with Life Span > 100.000 Hours
CCT tolerance within a 3 step MacAdams ellipse
Corrosion Protection
5 Years Warranty
Marine Coating (Optional)
ENEC Certified Driver

Key Advantages

- Aluminium Body
- Smart energy savings
- Delivery of complete assembly
- Corrosion resistance

Applications



Landscape




Outdoor



Urban

KULA



Standard Product


Input	100-305V / AC 50-65Hz
Control	On / Off
Optic	Symmetrical
Light Color	4000K
Body Color	7016 Grey
CRI	>82
Protection	IP66
Impact Resistance	IK09
Protection class IEC	Class I
Power factor (min.)	0,092
Weight	- kg
Ambient Temperature	-30°C / +60°C

Available Options


* Possibility of production in different lengths and sections.

Input	24V / DC
Control	RGB, DALI, DIM, DMX
Optic	8°, 15°, 30°, 50°, 60°, 70°, 90°, 120°, Asymmetrical
Light Color	2200K, 2700K, 3000K, 5000K, 6500K
Body Color	Optional RAL colors
CRI	>90
Protection	IP66-IP67
Warranty	7-10 Years

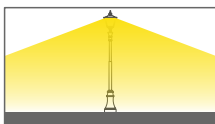
Light Colors



Body Colors Options



Light Effect



Optional Accessories



IP67
Junction
Box

Ordering Details

Product Code	Power	Light Color	Dimensions	Lumen
KULA.30.AC.N.4.SYM.7016	30W	4000K	3000	3960
KULA.40.AC.N.4.SYM.7016	40W	4000K	4000	5280
KULA.50.AC.N.4.SYM.7016	50W	4000K	4000	6600
KULA.60.AC.N.4.SYM.7016	60W	4000K	4000	7920

* For different options, please contact our team.



Product Coding

Product Name	Product Power	Input	Control System	Color Temperature	Light Beam	Body Color
XX XX	AC DC	on/off 1-10V PUSH TRAC DALI	3K 4K 6.5K	XX XX	XX	

MARK

Outdoor Type
Decorative Lighting Poles



MARK is the pole light that integrates easily into any environment. with thin diffuser it produces direct light, with opal screen the perfect diffusion and homogeneity of light reduces the number of installations needed, optimizing consumption and reducing light pollution.

Available in different colour temperatures and powers, in order to meet any requirement of the lighting project. The urban lighting version is perfect for the illumination of city parks, squares or pedestrian areas.

Characteristics

Aluminium body
High efficiency LED lighting
Electrostatic powder paint
High quality silicone gasket
Galvanized metal anchorage
Aluminium PCB
LED with Life Span > 100.000 Hours
CCT tolerance within a 3 step MacAdams ellipse
Corrosion Protection
5 Years Warranty
Marine Coating (Optional)
ENEC Certified Driver

Key Advantages

- Aluminium Body
- Smart energy savings
- Delivery of complete assembly
- Corrosion resistance

Applications



Landscape




Outdoor



Urban

MARK



Standard Product


Input	100-305V / AC 50-65Hz
Control	On / Off
Optic	Symmetrical
Light Color	4000K
Body Color	7016 Grey
CRI	>82
Protection	IP66
Impact Resistance	IK09
Protection class IEC	Class I
Power factor (min.)	0,092
Weight	- kg
Ambient Temperature	-30°C / +60°C

Available Options


** Possibility of production in different lengths and sections.*

Input	24V / DC
Control	RGB, DALI, DIM, DMX
Optic	8°, 15°, 30°, 50°, 60°, 70°, 90°, 120°, Asymmetrical
Light Color	2200K, 2700K, 3000K, 5000K, 6500K
Body Color	Optional RAL colors
CRI	>90
Protection	IP67
Warranty	7-10 Years

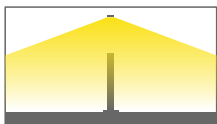
Light Colors



Body Colors Options



Light Effect



Optional Accessories



IP67
Junction
Box

Ordering Details

Product Code	Power	Light Color	Dimensions	Lumen
MARK.35.AC.N.4.SYM.7016	35W	4000K	4500	4620
MARK.45.AC.N.4.SYM.7016	45W	4000K	4500	5940
MARK.55.AC.N.4.SYM.7016	55W	4000K	4500	7260
MARK.65.AC.N.4.SYM.7016	65W	4000K	4500	8580
MARK.75.AC.N.4.SYM.7016	75W	4000K	4500	9923

** For different options, please contact our team.*

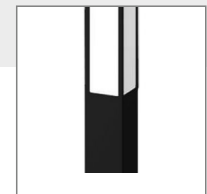
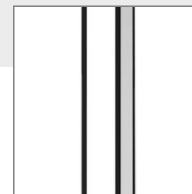
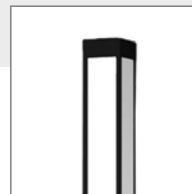


Product Coding

Product Name	Product Power	Input	Control System	Color Temperature	Light Beam	Body Color							
XX	XX	AC	DC	on/off	1-10V	PUSH	TRAC	DALI	3K	4K	6.5K	XX	XX
XX	XX	AC	DC	N	V	P	T	D	3	4	6	XX	XX

OASIS

Outdoor Type
Decorative Lighting Poles



OASIS combines a squared, elegant shape to radial optics specially designed to ensure the best lighting performance, producing different light effects based on the screen type.

The OASIS range of outdoor urban pole is resplendent in its versatility and clear design style. Yet its star qualities are in no way diva-like. Quite the opposite in fact: it is robust, efficient and flexible. The high-quality lighting tool is suitable for professional use and accentuation in a wide variety of indoor and outdoor applications. The standard design makes it easy to combine the three different sizes.

Characteristics

Aluminium body
High efficiency LED lighting
Electrostatic powder paint
High quality silicone gasket
Galvanized metal anchorage
Aluminium PCB
LED with Life Span > 100.000 Hours
CCT tolerance within a 3 step MacAdams ellipse
Corrosion Protection
5 Years Warranty
Marine Coating (Optional)
ENEC Certified Driver

Key Advantages

- Clear design for all outdoor design
- Economic and efficient
- Easy installation
- High performance LED
- High corrosion resistance

Applications



Landscape




Outdoor



Urban

OASIS



Standard Product


Input	100-305V / AC 50-65Hz
Control	On / Off
Optic	Symmetrical
Light Color	4000K
Body Color	7016 Grey
CRI	>82
Protection	IP66
Impact Resistance	IK09
Protection class IEC	Class I
Power factor (min.)	0,092
Weight	- kg
Ambient Temperature	-30°C / +60°C

Available Options

** Possibility of production in different lengths and sections.*

Input	24V / DC
Control	RGB, DALI, DIM, DMX
Optic	8°, 15°, 30°, 50°, 60°, 70°, 90°, 120°, Asymmetrical
Light Color	2200K, 2700K, 3000K, 5000K, 6500K
Body Color	Optional RAL colors
CRI	>90
Protection	IP67
Warranty	7-10 Years


Light Colors



Ordering Details

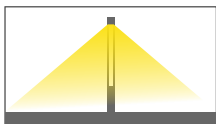
Product Code	Power	Light Color	Dimensions	Lumen
OASIS.40.AC.N.4.SYM.7016	40W	4000K	150x150x3000	5280
OASIS.60.AC.N.4.SYM.7016	60W	4000K	200x200x4000	7920

Body Colors Options



** For different options, please contact our team.*

Light Effect



Optional Accessories



IP67
Junction
Box



Product Coding

Product Name	Product Power	Input	Control System	Color Temperature	Light Beam	Body Color
XX XX	XX	AC DC	push OFF 1-3 DV PUSH TRAC DALI	3K 4K 6.5K	XX	XX
XX XX	AC DC	N V	P T D	3 4 6	XX	XX

STREAM

Outdoor surface type LED
Bollard Lighting



Solidity and resistance combined to an elegant design with straight lines give life to this innovative luminaire for urban and public lighting. STREAM is provided with a diffused and adjustable optic that guarantees a homogeneous and comfortable lighting while producing a well-directed beam, which is perfect for street lighting, without producing light pollution.

It is available for pole installation in different module numbers. Light, multifunction and design - three elements that we have brought together in a unique lighting system. With these three criteria: light, multifunction and design creates a high quality of life and stay there, and a pleasant atmosphere.

Characteristics

- Aluminium body
- High efficiency LED lighting
- Electrostatic powder paint
- High quality silicone gasket
- Galvanized metal anchorage
- Aluminium PCB
- LED with Life Span > 100.000 Hours
- CCT tolerance within a 3 step MacAdams ellipse
- Corrosion Protection
- 5 Years Warranty
- Marine Coating (Optional)
- ENEC Certified Driver

Key Advantages

- Aluminium Body
- Smart energy savings
- Delivery of complete assembly
- Corrosion resistance

Applications



Landscape

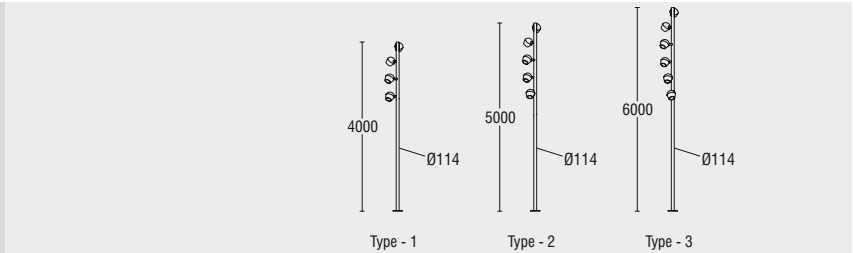


Outdoor



Urban

STREAM



Standard Product


Input	100-305V / AC 50-65Hz
Control	On / Off
Optic	Symmetrical
Light Color	4000K
Body Color	7016 Grey
CRI	>82
Protection	IP66
Impact Resistance	IK09
Protection class IEC	Class I
Power factor (min.)	0,092
Weight	- kg
Ambient Temperature	-30°C / +60°C

Available Options

** Possibility of production in different lengths and sections.*

Input	24V / DC
Control	RGB, DALI, DIM, DMX
Optic	8°, 15°, 30°, 50°, 60°, 70°, 90°, 120°, Asymmetrical
Light Color	2200K, 2700K, 3000K, 5000K, 6500K
Body Color	Optional RAL colors
CRI	>90
Protection	IP67
Warranty	7-10 Years

Light Colors




Ordering Details

Product Code	Power	Light Color	Dimensions	Lumen
STREAM1.100.AC.N.4.7016	4x25W	4000K	4000	13205
STREAM1.200.AC.N.4.7016	4x50W	4000K	4000	26410
STREAM2.125.AC.N.4.7016	5x25W	4000K	5000	16508
STREAM2.250.AC.N.4.7016	5x50W	4000K	5000	33000
STREAM3.150.AC.N.4.7016	6x25W	4000K	6000	19800
STREAM3.300.AC.N.4.7016	6x50W	4000K	6000	39600

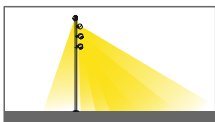
** For different options, please contact our team.*

** The body of the lighting pole can be produced in round or square form.*

Body Colors Options



Light Effect



Optional Accessories



IP67
Junction
Box

Product Coding

Product Name	Product Power	Input	Control System	Color Temperature	Light Beam	Body Color
XX	XX	AC DC	push/off 1-3 DV PUSH TRAC DALI	3K 4K 6.5K	XX	XX
XX	XX	AC DC	N V P T D	3 4 6	XX	XX

www.hb-lux.com

SYMBOL

Outdoor Type
Decorative Lighting Poles



Smooth lines blend harmoniously with a variety of architecture. The circle shaped housing of aluminum is available in different sizes to satisfy a variety of building scale requirements. Modern and original design, able to integrate into any urban environment.

Various light distributions, lumen packages, sizes and configurations make these highly adaptable LED outdoor luminaires even more flexible. Depending on personal taste and the area of installation, SYMBOL can be used as pole-top luminaire. It produces a symbolic, almost archetypal effect... without losing its characteristically modern simplicity.

Key Advantages

- Aluminium Body
- Smart energy savings
- Delivery of complete assembly
- Corrosion resistance


Characteristics

Aluminium body
High efficiency LED lighting
Electrostatic powder paint
High quality silicone gasket
Galvanized metal anchorage
Aluminium PCB
LED with Life Span > 100.000 Hours
CCT tolerance within a 3 step MacAdams ellipse
Corrosion Protection
5 Years Warranty
Marine Coating (Optional)
ENEC Certified Driver

Applications



SYMBOL



Standard Product


Input	100-305V / AC 50-65Hz
Control	On / Off
Optic	Symmetrical
Light Color	4000K
Body Color	7016 Grey
CRI	>82
Protection	IP66
Impact Resistance	IK09
Protection class IEC	Class I
Power factor (min.)	0,092
Weight	- kg
Ambient Temperature	-30°C / +60°C

Available Options


** Possibility of production in different lengths and sections.*

Input	24V / DC
Control	RGB, DALI, DIM, DMX
Optic	8°, 15°, 30°, 50°, 60°, 70°, 90°, 120°, Asymmetrical
Light Color	2200K, 2700K, 3000K, 5000K, 6500K
Body Color	Optional RAL colors
CRI	>90
Protection	IP67
Warranty	7-10 Years

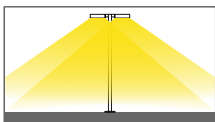
Light Colors



Body Colors Options



Light Effect



Optional Accessories



IP67
Junction
Box

Ordering Details

Product Code	Power	Light Color	Dimensions	Lumen
SYMBOL.54.4000.N.3	54W	3000K	4000	5506
SYMBOL.54.4000.N.4	54W	4000K	4000	5519
SYMBOL.54.4000.N.6	54W	6500K	4000	5532
SYMBOL.108.4000.N.3	2*54W	3000K	4000	11013
SYMBOL.108.4000.N.4	2*54W	4000K	4000	11039
SYMBOL.108.4000.N.6	2*54W	6500K	4000	11065

** For different options, please contact our team.*



Product Coding

Product Name	Product Power	Input	Control System	Color Temperature	Light Beam	Body Color							
XX	XX	AC	DC	ON/OFF	1-3 DV	PUSH	TRAC	DALI	3K	4K	6.5K	XX	XX
XX	XX	AC	DC	N	V	P	T	D	3	4	6	XX	XX

VETERIS

Outdoor Type
Decorative Lighting Poles



VETERIS represent the maximum expression of love and respect for the tradition of great historical city centers.

This HB-LUX decorative classic layout is ideal for lighting public parks, squares or pedestrian areas. The urban lighting version is perfect to complement the public lighting of a park or a pedestrian area, ideal for adding elegance to an entrance or to enhance city parks, squares or pedestrian areas. With a classic-style décor is able to enhance the value of historic city centres giving them a timeless style.

Characteristics

Aluminium body Polycarbonate cover
High Efficiency LED Lighting
High quality silicon gasket
Stainless steel
Bolts Optional body colors
Aluminium PCB
LED with Life Span > 100.000 Hours
CCT tolerance within a 3 step MacAdams ellipse
Corrosion Protection
5 Years Warranty
Marine Coating (Optional)
ENEC Certified Driver

Key Advantages

- Aluminium Body
- Smart energy savings
- Delivery of complete assembly
- Corrosion resistance

Applications



Landscape

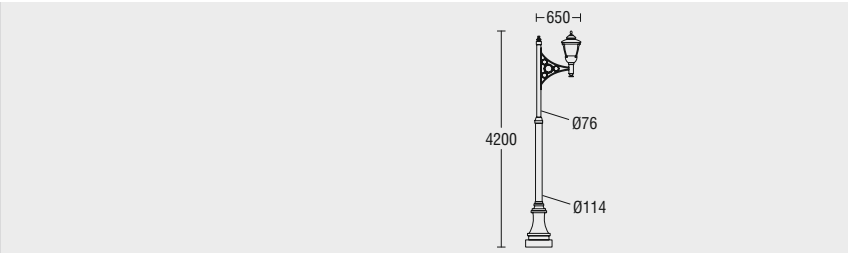


Outdoor



Urban

VETERIS



Standard Product


Input	100-305V / AC 50-65Hz
Control	On / Off
Optic	Symmetrical
Light Color	4000K
Body Color	7016 Grey
CRI	>82
Protection	IP66
Impact Resistance	IK09
Protection class IEC	Class I
Power factor (min.)	0,092
Weight	- kg
Ambient Temperature	-30°C / +60°C

Available Options


* Possibility of production in different lengths and sections.

Input	24V / DC
Control	RGB, DALI, DIM, DMX
Optic	8°, 15°, 30°, 50°, 60°, 70°, 90°, 120°, Asymmetrical
Light Color	2200K, 2700K, 3000K, 5000K, 6500K
Body Color	Optional RAL colors
CRI	>90
Protection	IP67
Warranty	7-10 Years

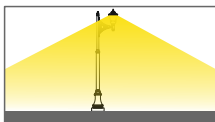
Light Colors



Body Colors Options



Light Effect



Optional Accessories



IP67
Junction
Box

Ordering Details

Product Code	Power	Light Color	Dimensions	Lumen
VETERIS.30.AC.N.4.SYM.7016	30W	4000K	4200	3960

* For different options, please contact our team.




Product Coding

Product Name	Product Power	Input	Control System	Color Temperature	Light Beam	Body Color
XX XX	AC DC	off/on 1-10V PUSH TRAC DALI	3K 4K 6.5K	XX XX		

PACIFIC

Outdoor Type
Decorative Lighting Poles



PACIFIC combines an elegant shape to radial optics specially designed to ensure the best lighting performance, producing different light effects based on the screen type.

The PACIFIC range of outdoor urban Pole is resplendent in its versatility and clear design style. Yet its star qualities are in no way diva-like. Quite the opposite in fact: it is robust, efficient and flexible. The high-quality lighting tool is suitable for professional use and accentuation in a wide variety of indoor and outdoor applications. Within this section we have products with optical performance suitable for residential roads, traffic routes, public amenity areas, pedestrian crossings, parks, footpaths, cycle ways, rail platforms and many other exterior applications. The standard design makes it easy to combine the three different sizes.

Characteristics

- Aluminium body
- High efficiency LED lighting
- Electrostatic powder paint
- High quality silicone gasket
- Galvanized metal anchorage
- Aluminium PCB
- LED with Life Span > 100.000 Hours
- CCT tolerance within a 3 step MacAdams ellipse
- Corrosion Protection
- 5 Years Warranty
- Marine Coating (Optional)
- ENEC Certified Driver

Key Advantages

- Clear design for all outdoor design
- Economic and efficient
- Easy installation
- High performance LED
- High corrosion resistance

Applications



Landscape




Outdoor



Urban

PACIFIC



Standard Product


Input	100-305V / AC 50-65Hz
Control	On / Off
Optic	Symmetrical
Light Color	4000K
Body Color	7016 Grey
CRI	>82
Protection	IP66
Impact Resistance	IK09
Protection class IEC	Class I
Power factor (min.)	0,092
Weight	- kg
Ambient Temperature	-30°C / +60°C

Available Options


** Possibility of production in different lengths and sections.*

Input	24V / DC
Control	RGB, DALI, DIM, DMX
Optic	8°, 15°, 30°, 50°, 60°, 70°, 90°, 120°, Asymmetrical
Light Color	2200K, 2700K, 3000K, 5000K, 6500K
Body Color	Optional RAL colors
CRI	>90
Protection	IP67
Warranty	7-10 Years

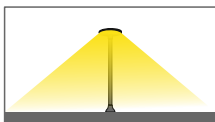
Light Colors



Body Colors Options



Light Effect



Optional Accessories



IP67
Junction
Box

Ordering Details

Product Code	Power	Light Color	Dimensions	Lumen
PACIFIC.45.AC.N.4.SYM.7016	45W	4000K	4000	5940
PACIFIC.45.AC.N.4.SYM.7016	60W	4000K	4000	7920
PACIFIC.45.AC.N.4.SYM.7016	80W	4000K	4000	10560

** For different options, please contact our team.*

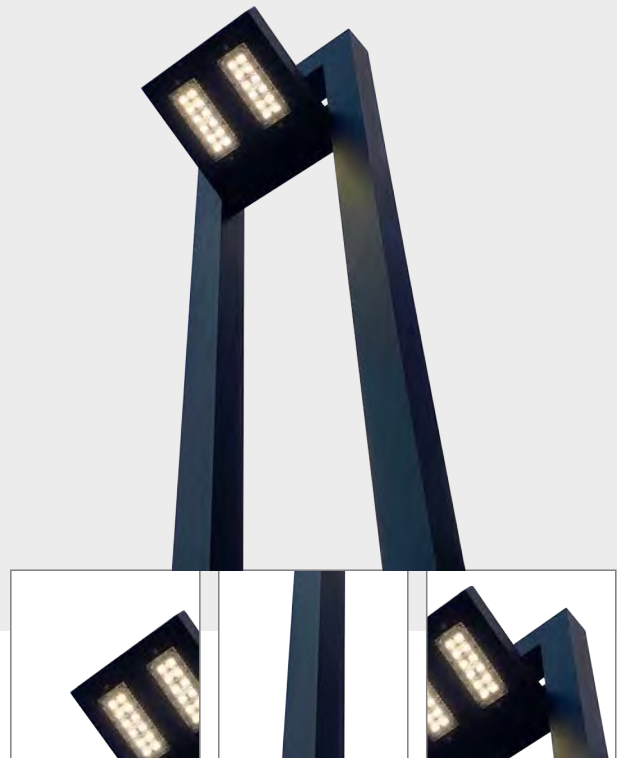


Product Coding

Product Name	Product Power	Input	Control System	Color Temperature	Light Beam	Body Color
XX XX	XX	AC DC	push/off 1-10V PUSH TRAC DALI	3K 4K 6.5K	XX	XX

ARCHE

Outdoor Type
Decorative Lighting Poles



The elegant sobriety of ARCHE combined with state-of-the-art lighting technology, ensures its over-average versatility. It can easily be integrated in just about any architectural environment and fulfils every requirement - lighting paths in compliance with safety standards, used in a row, as design-oriented decorative lighting or as a standard guidance system.

Various light distributions, lumen packages, sizes and configurations make these highly adaptable LED outdoor luminaires even more flexible. Depending on personal taste and the area of installation, ARCHE can be used as pole-top luminaire. When the optional luminaire is added to the latter, it produces a symbolic, almost archetypal effect without loosing its characteristically modern simplicity.

Characteristics

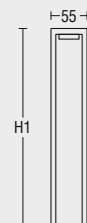
- Aluminium body
- High efficiency LED lighting
- Electrostatic powder paint
- High quality silicone gasket
- Galvanized metal anchorage
- Aluminium PCB
- LED with Life Span > 100.000 Hours
- CCT tolerance within a 3 step MacAdams ellipse
- Corrosion Protection
- 5 Years Warranty
- Marine Coating (Optional)
- ENEC Certified Driver

Key Advantages

- Can be easily integrated to many designs
- Economic and efficient
- Easy installation
- High performance LED
- High corrosion resistance

Applications





Standard Product

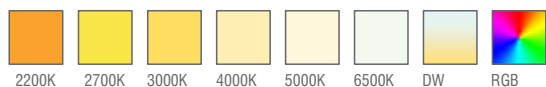
Input	100-305V / AC 50-65Hz
Control	On / Off
Optic	Symmetrical
Light Color	4000K
Body Color	7016 Grey
CRI	>82
Protection	IP65
Impact Resistance	IK09
Protection ARCHEs IEC	ARCHEs I
Power factor (min.)	0,092
Weight	- kg
Ambient Temperature	-30°C / +60°C

Available Options

** Possibility of production in different lengths and sections.*

Input	24V / DC
Control	RGB, DALI, DIM, DMX
Optic	8°, 15°, 30°, 50°, 60°, 70°, 90°, 120°, Asymmetrical
Light Color	2200K, 2700K, 3000K, 5000K, 6500K
Body Color	Optional RAL colors
CRI	>90
Protection	IP66-IP67
Warranty	7-10 Years

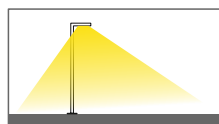
Light Colors



Body Colors Options



Light Effect



Optional Accessories



IP67
Junction
Box

Ordering Details

Product Code	Power	Light Color	H1	Lumen
ARCHE.50.2.4.N.4000.ST.7016	50W	4000K	4000	6600
ARCHE.75.3.4.N.4000.ST.7016	75W	4000K	4000	9900
ARCHE.50.2.5.N.4000.ST.7016	50W	4000K	5000	6600
ARCHE.75.3.5.N.4000.ST.7016	75W	4000K	5000	9900
ARCHE.50.2.6.N.4000.ST.7016	50W	4000K	6000	6600
ARCHE.75.3.6.N.4000.ST.7016	75W	4000K	6000	9900

** For different options, please contact our team.*



Product Coding

Product Name	Product Power	Input	Control System	Color Temperature	Light Beam	Body Color
XX XX	XX	AC DC	push/off 1-10V PUSH TRAC DALI	3K 4K 6.5K	XX	XX



CONTACT US
HASEMEK SANAYİ SİTESİ,
HAVALANDIRMACILAR CAD. (ESKİ 1468 CAD.)
NO:70 İVEDİK OSB 06378
YENİMAHALLE - ANKARA / TURKEY
+90 507 257 03 08
info@hb-lux.com