

Features

- Sealed die-casting profile for indoor and outdoor applications.
- Voltage is 120-277V.
- Lumen output from 5300lm with efficacy to 118lm/W.
- Increase energy savings with bi-level PIR sensor.
- Replacing 100W MH.
- Operating temperature is -40°C to 40°C(-40°F to 104°F).
- UL/cUL wet location listed and DLC qualified.



PERFORMANCE DATA

Luminaire Type	Rated Voltage(VAC)	Wattage (W)	CCT	Initial Lumens(lm)	Luminaire Efficacy(lpw)	CRI	Power Factor	1-10V Dimmable	Motion Sensor	Emergency Batter	Certificate
Canopy	120-277	45	4000K	5000	111	70	0.9	NO	NO	NO	UL
Canopy	120-277	45	4000K	5000	111	70	0.9	YES	NO	NO	UL
Canopy	120-277	45	4000K	5000	111	70	0.9	NO	YES	NO	UL
Canopy	120-277	45	4000K	5000	111	70	0.9	NO	NO	YES	UL
Canopy	120-277	45	4000K	5000	111	70	0.9	YES	NO	YES	UL
Canopy	120-277	45	4000K	5000	111	70	0.9	NO	YES	YES	UL
Canopy	120-277	45	4000K	5000	111	70	0.9	YES	YES	NO	UL
Canopy	120-277	45	4000K	5000	111	70	0.9	YES	YES	YES	UL
Canopy	120-277	45	5000K	5300	118	70	0.9	NO	NO	NO	UL
Canopy	120-277	45	5000K	5300	118	70	0.9	YES	NO	NO	UL
Canopy	120-277	45	5000K	5300	118	70	0.9	NO	YES	NO	UL
Canopy	120-277	45	5000K	5300	118	70	0.9	NO	NO	YES	UL
Canopy	120-277	45	5000K	5300	118	70	0.9	YES	NO	YES	UL
Canopy	120-277	45	5000K	5300	118	70	0.9	NO	YES	YES	UL
Canopy	120-277	45	5000K	5300	118	70	0.9	YES	YES	NO	UL
Canopy	120-277	45	5000K	5300	118	70	0.9	YES	YES	YES	UL

Note: D* Dark Bronze finish color is inventory color, please consult factory for lead time if other color is needed.

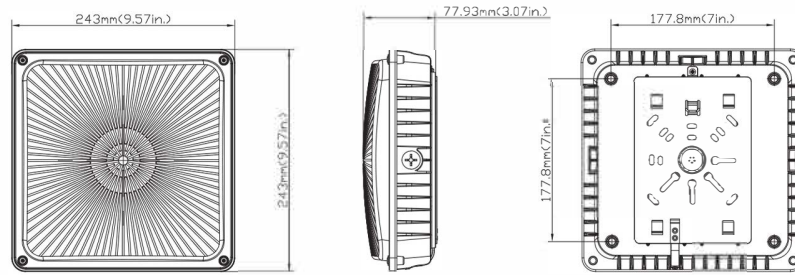
ELECTRICAL DATA

Number Of Drivers	Driver Current (Amps)	Nominal Power (W)	INPUT VOLTAGE (V)	CURRENT (Amps)
1	1.12	45	120	0.38
		45	208	0.22
		45	240	0.19
		45	277	0.16

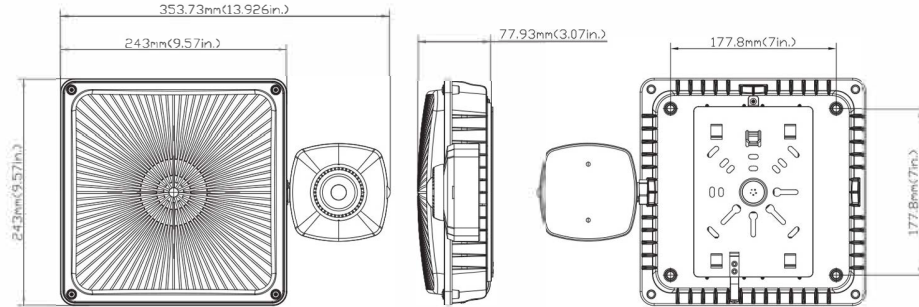
DIMENSION

unit: inch/mm

Weight: 4.74lb

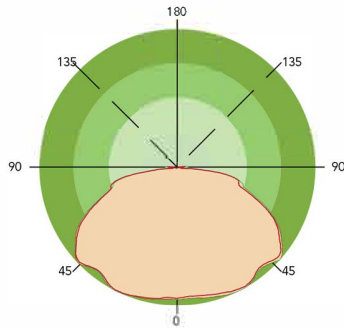


Weight: 5.18lb



DISTRIBUTION

Parking Garage



ORDERING GUIDE

Fixture Type	Wattage	Voltage	CCT	Finish	Sensor (Option)	Dimmable(Option)	Emergency Batter(Option)
<input type="checkbox"/>	<input type="checkbox"/>	<input type="checkbox"/>	<input type="checkbox"/>	<input type="checkbox"/>	<input type="checkbox"/>	<input type="checkbox"/>	<input type="checkbox"/>
CP04	45 45W	27V 120-277V	40K 4000K 50K 5000K	D Dark Bronze B Black W White SG Silver Gray	Blank Without Sensor M With Sensor	D 1-10V Dimmable Blank NON Dimmable	B With Battery Blank Without Battery