

TERMS OF USE

Thank you for downloading this educational resource from Mama's Happy Hive blog! I reserve the right to change this policy at any time.

You may

- Store this file on your computer for non-profit personal and classroom use only
- Print and post pictures of your family (students) using these files on social media, as long as you link to the blog post where this printable was found

You may NOT

- Reproduce, store, sell, modify, or transmit any form of this file without written consent from the author

Disclaimer: Please be aware of and follow all age recommendations on all products used in these activities. Vanessa at Mama's Happy Hive is not liable or responsible for any injury when replicating any of the activities found on this blog or in this printable.

If you have any questions, please contact
Vanessa at mamashappyhive@gmail.com

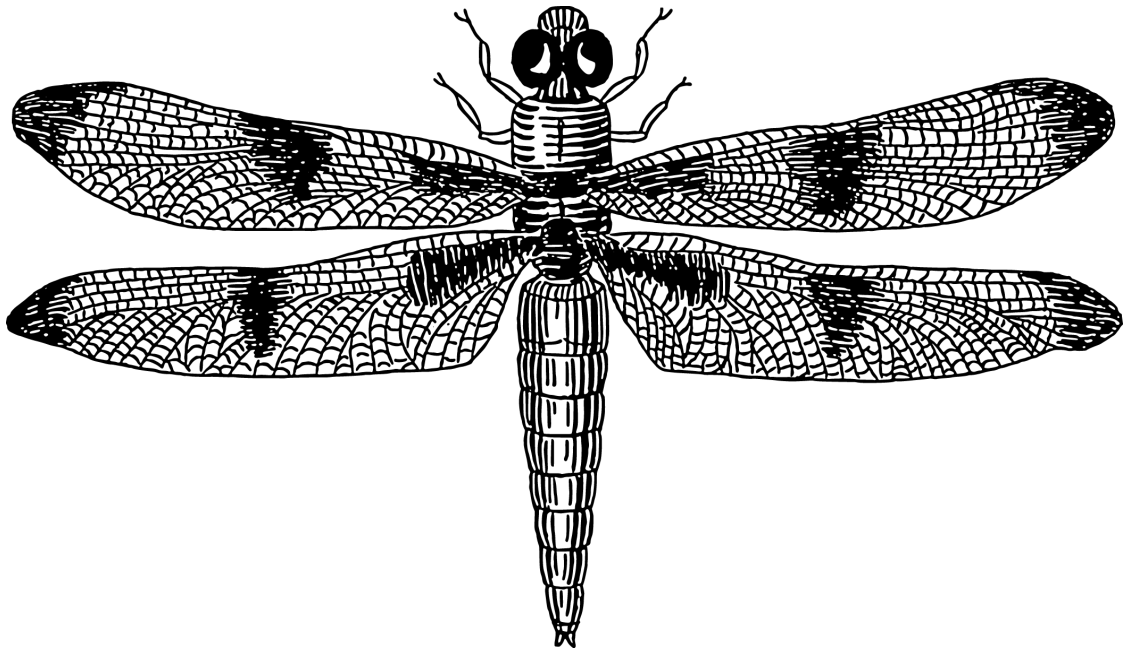
Thank you!




<http://www.mamashappyhive.com>

Printable Instructions

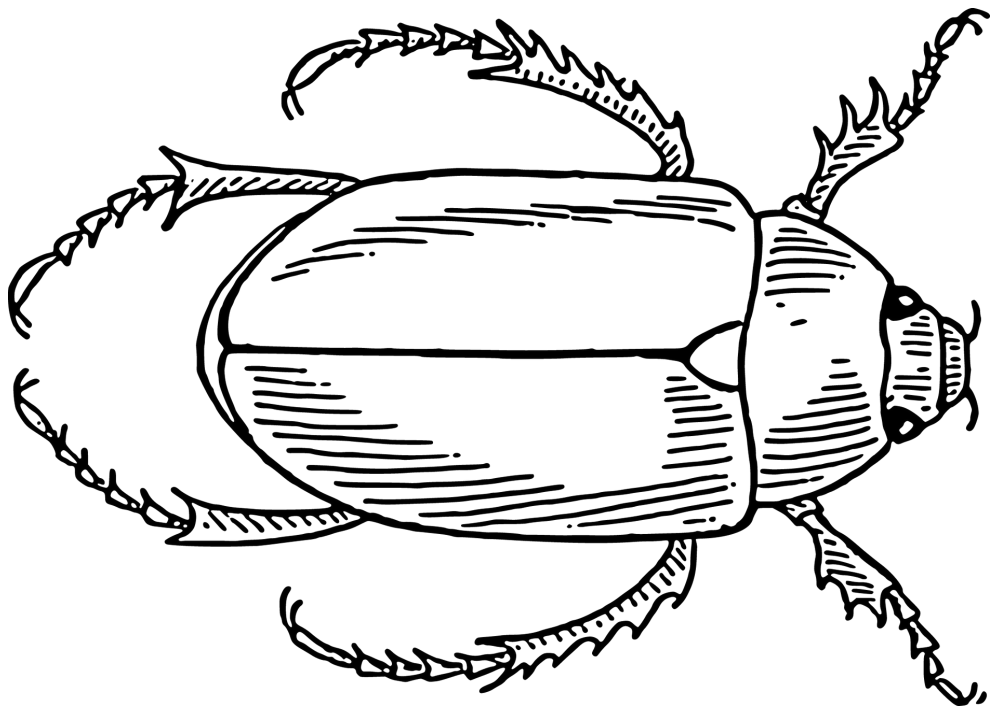
- Simply print the insects on 8.5 inch by 11 inch US paper.
- Then cut out the insects to fit into a 5 inch by 7 inch frame.
- Hang them on the wall in your school room.
- Or place them in a child-safe frame (no glass) and put them on the floor or low on the wall for your child to enjoy.



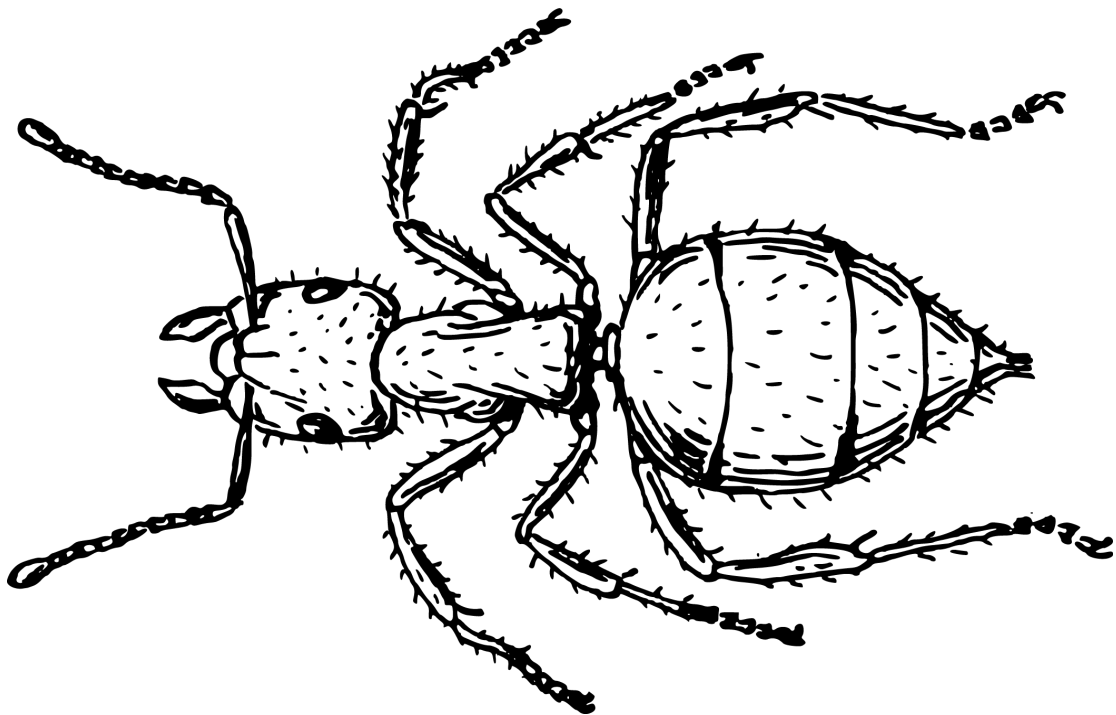
dragonfly



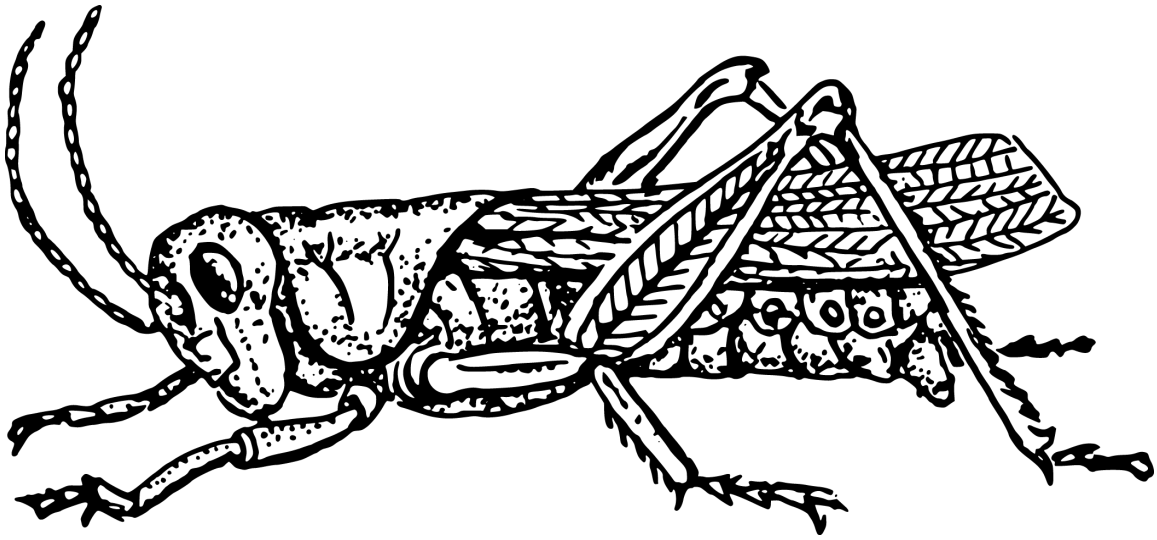
butterfly




beetle



ant



grasshopper



honey bee

CLIP ART CREDIT



Z is for Zebra
Teachers Pay Teachers

TO KEEP IN TOUCH
AND LEARN MORE ABOUT OUR
PRODUCTS & PRINTABLES,
FOLLOW AT:

 *Mama's* Happy Hive

