


Patterning with

# BUGS




Preschool and Kindergarten  
**FREEBIE**

*By Puddle Jumping*

# BUGS! Patterning FREEBIE

## CREDITS

Graphics from Whimsy Clips, My Clip Art Store,  
and Graphics from the Pond



## LICENSING

### You are free to:

**Share** — copy and redistribute the material in any medium or format.  
The licensor cannot revoke these freedoms as long as you follow the license terms.

### Under the following terms:



**Attribution** — You must give appropriate credit and indicate if changes were made. You may do so in any reasonable manner, but not in any way that suggests the licensor endorses you or your use.



**NonCommercial** — You may not use the material for commercial purposes.



**NoDerivatives** — If you remix, transform, or build upon the material, you may not distribute the modified material.

**No additional restrictions** — You may not apply legal terms or technological measures that legally restrict others from doing anything the license permits.

### Notices:

You do not have to comply with the license for elements of the material in the public domain or where your use is permitted by an applicable exception or limitation.

No warranties are given. The license may not give you all of the permissions necessary for your intended use. For example, other rights such as publicity, privacy, or moral rights may limit how you use the material.

Puddle Jumping 2018

## BUGS! Patterning

As preschool and kindergarten aged children observe patterns all around them, parents and teachers point out these patterns and encourage a very fundamental math skill upon which other math skills will be built.

Print and use this **BUGS! Patterning FREEBIE** with your child as is or print the colored bugs on cardstock and laminate to extend the activity. Plastic insects can be used to create new patterns as well using bug type, size of bug, or color of bug. You might even have a budding entomologist on your hands.

Encourage your child to make his own bug patterns and tell them back to you. Remember each pattern needs to be repeated at least twice in order to be a pattern.

As your child words with patterns in everyday life, he will be ready to look for patterns in written text.

Exciting stuff!

Watch Elmo explore patterns [here!](#)

*Happy Patterning from Puddle Jumping*









Name \_\_\_\_\_

# BUGS! Patterning





Color the bugs. Cut, and paste to complete each pattern below.



Name \_\_\_\_\_

# BUGS! Patterning

Cut, and paste to complete each pattern below.





Thank you for purchasing  
BUGS! Patterning from  
Puddle Jumping.

Check out these other helpful products  
in my Teachers Pay Teachers  
**Puddle Jumping** store.

**Bugs! Count and Clip Cards  
with Matching**

**Ladybug Ten Frames**

**Fun With BUGS!**

**Visit Puddle Jumping on Facebook  
for learning ideas and FREEBIES!**

*Please consider leaving feedback  
and receiving TPT credits!*