



INSECT PROJECT

Freebie



©Lauren Stahlman 2016


Dear Parents,

For our insect unit, I am asking that you and your child create an insect to bring to school.

Remember that insects should have six legs! Materials that you may want to use include pipe cleaners, styrofoam balls, wiggly eyes, clothespins, sticks, scrapbook paper, sequins, buttons, painted rocks, etc.

Please send the insect to school in a plastic bag with the completed attached form by

Thank you!



©Lauren Stahlman 2016


Dear Parents,

For our insect unit, I am asking that you and your child create an insect to bring to school.

Remember that insects should have six legs! Materials that you may want to use include pipe cleaners, styrofoam balls, wiggly eyes, clothespins, sticks, scrapbook paper, sequins, buttons, painted rocks, etc.

Please send the insect to school in a plastic bag with the completed attached form by

Thank you!



©Lauren Stahlman 2016

MY INSECT

My insect's name is

It eats lots of

It has _____ legs.

My insect likes to:

BY:

©Lauren Stahlman 2016

MY INSECT

My insect's name is

It eats lots of

It has _____ legs.


My insect likes to:

BY:

©Lauren Stahlman 2016

Thank YOU for DOWNLOADING!

Please visit my Teachers Pay Teachers Store for more!
<https://www.teacherspayteachers.com/Store/Lauren-Stahlman>



<http://graphicsfromthepond.blogspot.com/>



<https://www.whimsyclips.com/>



<http://www.kimberlygeswein.com/>



<http://thecreativechalkboard.blogspot.com/p/creative-clips-digital-clipart.html>

©Lauren Stahlman and Keep Calm and Love Kinder 2015. This item is for single classroom use only. Not for public display.

If you have questions about this product please email me at keepcalmandlovekinder@gmail.com