

# Insect &



# Animal

# Sort

Printable picture  
sort for a chart or  
notebooks



# Credits:



Stay  
Connected!

Click on the icons for  
more products, freebies,  
and ideas for your  
classroom!



*Thank you for downloading!*

Please note that your purchase entitles you to use  
this resource for single classroom use only. Duplication  
for an entire school or for commercial purposes is  
strictly forbidden. Copying any part of this product  
and placing it on the Internet in any form is also  
forbidden. Thank you for respecting my terms of use!

Copyright © A is for Apples by Elyse Rhodes



Name \_\_\_\_\_

Sort the pictures to show if they are insects or animals.

<b>Insects</b>	<b>Animals</b>


**Insects Animals**

Use these as page headers for science notebooks.


**Insects Animals**

**Insects Animals**

**Insects Animals**



Cut and glue the pictures into a science notebook or onto the chart to show if they are insects or animals.

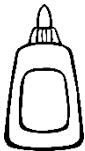




← fold


Insects

Cut and glue the flaps into a science notebook or on a piece of paper.



← fold

Animals



Cut and  
glue the  
pictures  
under the  
correct  
flap to  
show if  
they are  
insects or  
animals.

