



LOKUMA GENOS L3000-e



Applicable workpieces



CNC ADVANCETECH FZC

Q3- 94, SAIF ZONE, SHARJAH -UAE.

TEL: +971 50 4408451, www.cncadvancetech.com

E-MAIL: manju@cncadvancetech.com

OKUMA EUROPE GMBH

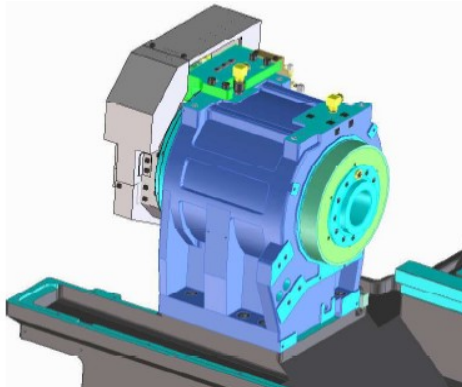
FICHTENHAIN A20 EUROPARK
KREFELD, GERMANY.

TEL: +4921513740, www.okuma.eu



GENOS L1000-e Series Features

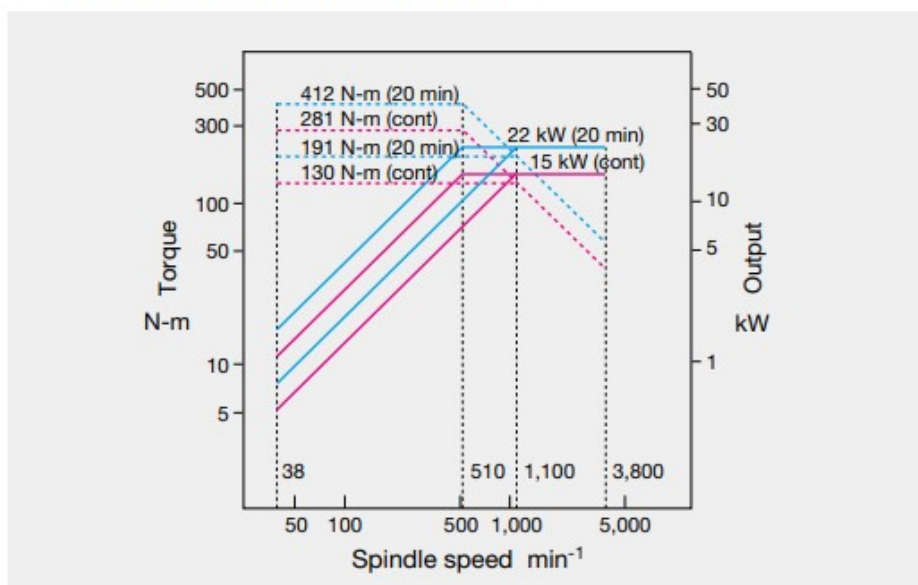
1. Productivity Improvement - Integral spindle used
 - 2 times motor power
 - 1.6 times heavy-duty cutting



Integral motor/spindle

■ GENOS L3000-e

- Bearing inside diameter: $\varnothing 120$ mm
- Through-hole diameter: $\varnothing 80$ mm
- Spindle speed: $3,800 \text{ min}^{-1}$
- Power: 22/15 kW (20 min/cont)
- Torque: 412/281 N-m (20 min/cont)

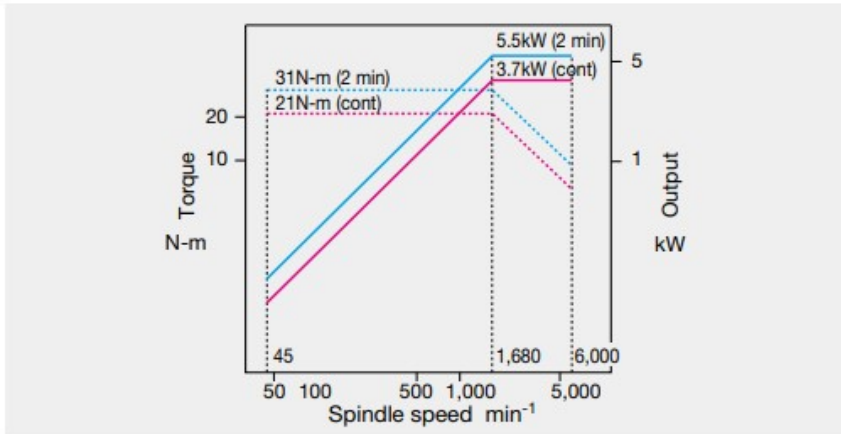




■ GENOS L3000-e (M)


V12 radial multitasking turret (Optional)

- Spindle speed: 6,000 min⁻¹
- Power: 5.5/3.7 kW (2 min/cont)
- Torque: 31 N-m



Productivity Improvement - NC tailstock (standard)

- High-mix, low-volume production without requiring setup
- Taper adjustment function (standard) for easy center height adjustment
- Tailstock high/low thrust force switchable (standard)





SPECIFICATIOIS:

| | | |
|----------------|-------------------------|------------------------------|
| Spec extension | Model name | GENOS L3000-e(Mx1000) |
| Capacity | Swing Over Bed | Ø520 |
| | Swing over saddle | Ø400 |
| | Max turning dia (mm) | Ø300 |
| | Max work length (mm) | 1,060 |
| Travels | X axis (mm) | 235 |
| | Z axis (mm) | 1,144 |
| | C axis | 360° (0.001° increments) |
| Spindle | Spindle speed (min-1) | 3,800 |
| | Spindle nose | JIS A2-8 |
| Turret | Turret type | V12 VDI (Axial) |
| | No. of tools | 12 (L/M) |
| | OD tool shank (mm) | 25×25 |
| | ID tool shank dia (mm) | Ø40 |



| | | |
|--------------|-------------------------------|-----------------------------|
| Milling tool | Spindle speed min-1 (rpm) | 4,500 |
| Feedrates | Rapid traverse(X, Z) m/min | X:25,Z:30 |
| | Rapid traverse(C) min-1(rpm) | C : 200 |
| | Feedrate(X,Z) mm/rev | 0.001~1,000.000 |
| Tailstock | Tailstock quill diameter (mm) | Ø90 |
| | Tapered bore type | MT.4 (built-in center) |
| | Quill travel (mm) | 100 |
| Motors | Main spindle(20min/cont) (kW) | VAC 22/15 |
| | Milling tool spindle (kW) | PREX 7.0/3.3 (30min / cont) |
| | Coolant pump motor (kW) | 0.8 |
| Machine size | Height (mm) | 2,060 |
| | Floor space (mm) | 3,537×2,470 |
| | Weight (kg) | 6,800 |
| CNC | | OSP-P300LA-e |



OPEN POSSIBILITIES

STANDARD SPECIFICATIONS : GENOS L3000-e

| | | |
|------|--|------------|
| 1 | OKUMA CNC LATHE MODEL : GENOS L3000-e with OSP-P300LA-e CNC CONTROLLER INCLUDING CE-MARK & EMC | (M x 1000) |
| | 〈European Standard Specification〉 | |
| 1-1 | Main spindle motor, VAC 22/15 kW (20min./cont.) | ● |
| 1-2 | Spindle speed, 38 - 3.800 min-1 | ● |
| 1-3 | Spindle JIS A2-8, Bore dia. 80 mm, Integral motor spindle (Built-in motor) | ● |
| 1-4 | C axis control 360 degree (0,001 increments) | ● |
| 1-5 | Milling Spindle drive motor. PREX 7.0/3.3 kW (30min/cont.) | ● |
| 1-6 | Milling Spindle speed 45 - 4.500min -1 | ● |
| 1-7 | V-12 VDI Turret for M function | ● |
| | * OD Tool holder A | 2 |
| | * OD Tool holder B | 2 |
| | * OD Tool holder C | 1 |
| | * ID tool holder base H40-M | 3 |
| | * Boring bar sleeve 16-H40-M | 2 |
| | * Boring bar sleeve 20-H40-M | 2 |
| | * Boring bar sleeve 25-H40-M | 2 |
| | * Boring bar sleeve 32-H40-M | 2 |
| | * Drill sleeve MT No.2-H40-M | 1 |
| | * Dummy Tool | 3 |
| 1-8 | NC tailstock, MT No.5 | ● |
| 1-9 | Coolant supply system, 0.8W pump motor i/o Std 250w | ● |
| 1-10 | Work light | ● |
| 1-11 | Totally enclosed swarf & coolant shield | ● |
| 1-12 | Door interlock ES | ● |
| 1-13 | Chip conveyor, hinge type, side disposal, High type | ● |
| 1-14 | Foundation washers and leveling jack screws | ● |
| 1-15 | Machine lifting hooks | ● |
| 1-16 | 10" hydraulic hollows chuck, model: N 210A08 (Di Chun Iron Work), hydraulic hollow cylinder, 1set of Hardjaw, 1set of softjaw and draw bar | ● |



| | | |
|-------|--|-----|
| 1-17 | Revolving center MT No.5 | • |
| 1-18 | Tailstock thrust force high/low switchable | • |
| 1-19 | Auto chuck open / close with confirmation | • |
| 1-20 | Chuck pressure detecting switch | • |
| 1-21 | Lubrication monitor B-1 (without lamp display) | • |
| 1-22 | TAS-C (Thermo Active Stabilizer–Construction) | • |
| 1-23 | CE mark and EMC | • |
| 1-24 | IEC standard | • |
| 1-25 | Double type chuck operation pedal | • |
| 1-26 | OSP-P300LA-e CNC Controller with Colour display panel | • |
| 1-27 | OSP-P300LA-e TD-kit specifications | • |
| (1) | Real 3D simulation | (1) |
| (2) | Milling machine specifications, Coordinate conversion | (1) |
| (3) | Milling machine specifications, Profile generation | (1) |
| (4) | Inch / metric switchable unit selection | (1) |
| (5) | Cycle time over check | (1) |
| (6) | Tool life management | (1) |
| (7) | NC utilization monitor (Including counter and totalization function) | (1) |
| (8) | Spindle orientation, electrical type | (1) |
| (9) | Operation time reduction | (1) |
| (10) | Harmonic spindle speed control (HSSC) | (1) |
| (11) | Hi-Cut Pro | (1) |
| 1-28 | Electrical Power Source Application to suite local power source at each countries (CE transformer) | • |
| 1-29 | Touch setter M (Swing Type) | • |
| 1-30 | Status indicator lamp (2-layer lamp) | • |
| | | |
| Note: | Below specs are Std. for OSP P300LA-e | |
| | * Tape storage capacity 2GB, operation backup capacity 2MB | |
| | * USB port | |
| | * Lathe Automatic Programming (LAP4) | |
| | * User task 2 | |
| | * NC work counter | |
| | * DNC-T1 | |
| | | |
| | *All the specifications indicated in this specs are subject to change without prior notice. | |