

International Deadly Lots

[home](#) | [Check Your Lot Number \(Latest data\)](#) | [Moderna 2021 Data](#) | [Pfizer 2021 Data](#) | [Janssen 2021 Data](#) | [Moderna \(outside USA\) 2021 Data](#) | [Pfizer \(outside USA\) 2021 Data](#) | [Janssen \(outside USA\) 2021 Data](#) | [International Deadly Lots](#) | [Severe](#) | [Lethal](#) | [Size Matters](#) | [Lot Sizes](#) | [Time till onset](#) | [Second Peak](#) | [Lot Expiry Dates](#) | [RNA Degradation](#) | [Causality](#) | [All or Nothing](#) | [Clusters](#) | [Symptom](#) | [Paralysis](#) | [Children](#) | [Gender](#) | [States](#) | [Geography](#) | [Japan](#) | [Case Reports](#) | [Whistle Blowers](#) | [EMA Leaks](#) | [Video Library](#) | [Treatment](#) | [Background](#) | [Download Source Code](#) | [Data Cleaning](#) | [Partner](#) | [Donate](#) | [Shop](#)

If this site is slow loading that's because over 1 million people are accessing it right now. Please use auxillary site [HowBadisMyBatch.com](#) which has been set up to cope with this overload. Thankyou.

Severity of Lots for Different Countries

This website has attracted input from researchers around the world, and one of them contributed an insight that enables us to filter VAERS for each foreign country separately. The usefulness of this, is that it enables us to see which batches/lots are causing the most harm in each country - and also if particular countries are being more exposed to harm compared to others. In the non-domestic table of VAERS is a column called SPLTTYPE. The first two letters of each entry in this column denotes the country in accordance with the two letter countrycodes shown here - [2-letter country codes](#). Unfortunately, we don't have any data for Astrazeneca - only for Moderna, Pfizer and Johnson vaccines.

Here are the results for each country. In each case I have only included lots generating atleast 50 adverse reports. The TOTAL NUMBER OF REPORTS column is the total number of reports found in VAERS for that country, and consequently is a representative sample for that country - illustrating the proportions of disability, death etc.

Country	Total Number of Adverse Reports	Deaths	Disabilities	Life Threatening	% of Reports that are Severe
Belgium	7530	230	4815	260	70.5
Romania	1763	142	398	501	59.0
Finland	4300	127	1476	500	48.9
Sweden	7587	337	2668	680	48.6
Malta	142	32	13	16	43.0
Hungary	890	314	36	32	42.9
Slovakia	399	46	46	41	33.3
Greece	3413	135	362	504	29.3
Ireland	3971	91	823	219	28.5
Denmark	3447	147	387	295	24.0
Portugal	6861	83	1314	132	22.3
Norway	4213	246	359	286	21.1
Czech Republic (Czechia)	3913	105	262	452	20.9
Poland	1509	215	25	63	20.1
Netherlands	9479	556	835	279	17.6
Italy	18715	644	1496	1086	17.2
Luxembourg	405	14	23	27	15.8
Croatia	1341	42	59	106	15.4
Spain	8796	336	331	668	15.2
Iceland	479	34	11	24	14.4
Germany	30109	1752	458	1836	13.4
United Kingdom	101909	821	9830	2443	12.8
Switzerland	4201	177	160	171	12.1
France	29708	1532	760	1293	12.1
Lithuania	672	23	14	26	9.4
Estonia	968	57	5	24	8.9
Latvia	517	27	4	7	7.4
Austria	21302	435	174	258	4.1

This table will be updated daily with the remaining countries of Europe and other continents. The high rates in some countries may be due to deployment of adulterated vaccines - resulting in higher toxicity. This phenomena requires urgent investigation by researchers in those countries effected. Please contact us to contribute your efforts. In the mean time, until this discrepancy is resolved, I would suggest extreme caution as the default.

Much of the discrepancy seems to be generated by excessive disability following vaccination. We found a similar pattern when we compared domestic deployment within the USA with foreign deployment outside of the USA - see [Patterns in Geographical Deployment](#)

Here is a visual way of seeing which countries are having the severest problems with the vaccines - the larger the circle, the greater the number of deaths and disabilities per 1000 adverse reaction reports.

Ratio of severe VAERS to total VAERS per country



Great Britain

LOT	Total number of Reports	Died	Disabled	Life Threatening	% of Reports that were severe
EJ1688	495	31	68	17	23
EJ0553	419	15	65	18	23
EE8493	598	2	119	14	23
EE8492	656	2	123	9	20
EL0141	480	13	67	13	19
Unknown	724	17	75	47	19
EK1768	854	13	125	22	19
EL0739	1010	19	130	32	18
EL7834	323	3	41	13	18
EK4243	576	13	71	12	17
EJ6790	407	2	52	11	16
ER1741	2153	19	247	73	16
ER7934	594	1	75	16	15
FF2153	344		43	9	15
EI8713	498	1	50	23	15
EN3924	715	9	74	22	15
FF8222	514	1	54	19	14
ELO739	327	1	40	6	14
ER1749	1797	9	196	49	14
EK4244	589	3	65	14	14
EM4965	1224	2	131	33	14
FF8288	488	4	45	16	13
FH4751	445		43	14	13
EN1185	723	5	72	14	13
EW2245	331	2	34	4	12
FK0596	743	5	64	20	12
EW4109	1872	5	162	52	12
FD8813	832	4	78	15	12
FL1939	380		35	6	11
FK9413	436		36	10	11
ET8885	1548	6	120	33	10
EW3143	1510	6	104	38	10
FK9712	561		45	8	9
EY5456	330		23	8	9
FA1027	1255	1	82	33	9
FC9001	709		53	12	9
3004737	611	1	47	8	9
Ff3319	1257		94	20	9
3003651	503	1	36	6	9
FE3380	1032	3	71	14	9
3004675	766	1	49	14	8
FE8087	473	2	29	8	8
Fh3220	586		36	11	8
fd5613	621	1	40	7	8
FE1510	557	1	37	4	8
3005237	344	2	22	1	7
3004732	718		44	6	7

Note that the % of severe reports is quite high for some lots, rising to 23%. This is higher than we found for any lots in the USA.

France

LOT	Total number of Reports	Died	Disabled	Life Threatening	% of Reports that were severe
EJ6795	459	61	7	30	21
EJ6788	943	131	21	45	21
EM0477	593	71	13	31	19
EJ6789	593	62	21	23	18
ET3620	465	33	9	29	15
EK9788	584	52	9	23	14
EP2166	300	20	4	17	14
ET6956	629	24	26	34	13
EP9605	339	22	9	14	13
EW4815	374	22	9	18	13
EM6950	281	25	5	6	13
EP9598	291	18	4	13	12
EW2239	511	24	12	25	12
EX0893	285	13	12	9	12
EW2246	475	28	9	19	12
ER9470	572	29	13	25	12
FA8016	238	10	7	7	10
EW9127	211	8	5	8	10
EX6537	584	12	16	30	10
FC1439	205	2	6	12	10
FA4598	305	5	13	11	10
FD0168	334	7	15	9	9
FA5831	300	9	7	11	9
3001653	204	3	6	8	8
FE1248	254	2	9	10	8
FE2296	274	5	7	10	8
Fc3143	292	5	5	11	7
FF4213	256	6	6	6	7
J07BX03	256	2	10	6	7
FE8244	351	4	8	10	6
FE2707	244	4	3	7	6
FE1573	264	1	2	11	5

Germany

LOT	Total number of Reports	Died	Disabled	Life Threatening	% of Reports that were severe
EJ6796	295	38	2	28	23
EM0477	379	57	3	25	22
EK9788	284	23	5	26	19
FF0900	245	10	3	32	18
ER7812	370	40	4	18	17
EX8680	359	12	8	34	15
EL8723	201	14	3	10	13
FD7958	569	14	9	50	13
ET3045	487	22	8	32	13
FE6975	429	14	7	33	13
FC1440	267	5	7	21	12
EW8904	513	30	7	26	12
EX3599	471	18	5	34	12
FC3095	608	15	10	48	12
EX8679	645	21	11	44	12
FD9234	477	9	10	37	12
ER9480	309	14	3	19	12
FA5833	235	6	2	14	9
ET3674	222	5	5	10	9
EX7823	269	5	6	12	9
FE7011	265	6	1	14	8
EX3510	525	11	11	19	8

Japan

LOT	Total Number of Reports	DEATH	DISABILITY	LIFE THREATENING ILLNESS	% of Severe Reports
FC3661	237	49	6	10	27
FA5765	294	48	5	15	23
FA2453	276	43	6	9	21
EX3617	476	66	9	23	21
FA7338	245	31	5	10	19
Unknown	216	29	3	7	18
FA4597	238	32	4	6	18
EY4834	282	37	5	5	17
EY5420	430	45	13	11	16
EY5423	221	24	4	6	15
EY0779	402	33	9	10	13
EY2173	722	44	9	14	9
EW4811	923	35	10	13	6
ER7449	627	16	7	9	5
ET3674	343	9	4	4	5
ER9480	510	15	2	8	5
ER2659	458	4	6	11	5
EP2163	377	5	6	5	4
EP9605	857	5	8	17	4

Italy

LOT	Total Number of Reports	DEATH	DISABILITY	LIFE THREATENING ILLNESS	% of Severe Reports
EX0893	295	18	36	22	26
FA5831	416	16	43	29	21
FE2707	211	6	23	15	21
ET7205	256	25	12	15	20
EW2246	303	20	20	21	20
FC1131	215	7	23	13	20
EX7389	371	19	36	19	20
ET1831	311	18	24	19	20
FA8016	237	11	20	14	19
FC5435	210	2	16	20	18
FC1526	282	4	26	16	16
FC5089	302	4	24	21	16
Fg3739	299	6	30	12	16
FG4686	206	1	21	11	16
FG4493	221	1	21	12	15
FD7959	271	3	27	11	15
EP9598	219	12	17	4	15
EL0725	445	15	15	7	8
EL1484	1036	18	16	21	5
EK9788	506	4	8	10	4
EJ6797	715	8	10	6	3
EJ6136	524	5	5	3	2

Austria

LOT	Total Number of Reports	DEATH	DISABILITY	LIFE THREATENING ILLNESS	% of Severe Reports
ET1831	389	24	8	12	11
EJ6797	294	17	3	3	8
ET7205	286	11	5	6	8
EP2163	213	12	3		7
EY3014	293	3	7	10	7
EJ6134	320	17	2	2	7
EW4815	232	5	5	3	6
FA4598	347	9	4	5	5
EJ6790	309	12		1	4
EJ6136	305	8	3		4
EK9788	490	10	3	4	3
FC0681	378	6	4	3	3
EY7015	293	5	2	3	3
EW2239	465	8	2	4	3
FC2473	550	6	4	5	3
FE8244	259	3	1	3	3
FD1921	787	3	3	9	2
XE393	229	3		1	2
FD0168	1035	8	8	2	2
FD4555	1080	4	3	5	1
FF3318	461	2		3	1
FF0680	571	2	2	2	1
FD6840	1370	5	3	4	1
FE6208	1350	2	5	4	1

Interestingly, Austria seems to be using a carrot and stick. Having introduced the most punitive coercive policies, they have also reduced toxicity so as to elicit peer pressure from those already vaccinated.Note how their vaccine profile differs markedly from other European countries.

The other countries are watching Austria to see if their policies are effective.

Netherlands

LOT	Total Number of Reports	Death	Disability	Life Threatening	% of Severe Reports
ET3674	113	11	2	13	23
ET6956	120	5	1	17	19
FD0785	163	6	6	18	18
EW9127	102	3	1	14	18
EX0893	119	4	4	12	17
EX7823	213	5	8	22	16
EJ6795	128	6	3	8	13
FA7082	210	5	6	15	12
FA8016	196	5	5	14	12
EX7389	193	3	3	16	11
FC3143	294	1	9	23	11
FE1573	233	1	6	15	9
FC3098	290	1	4	22	9
FE7010	215		7	13	9
FF4213	104	1	3	4	8
FC5089	239	2	4	11	7
FF0688	133	2	2	5	7

Spain

LOT	Total Number of Reports	Death	Disability	Life Threatening	% of Severe Reports
EW6326	100	6	4	15	25
EJ6796	140	19	3	7	21
ET1831	181	16	3	12	17
FC1435	116	3	1	13	15
EK9788	288	21	8	13	15
FE3065	141	3	6	11	14
FD9309	172	2	9	10	12
EM0477	331	10	9	12	9
e18723	220	11	3	5	9
EM6950	190	3	2	6	6
FD7959	117		1	4	4
FE8405	121		1	4	4

Belgium

LOT	Total Number of Reports	Death	Disability	Life Threatening	% of Severe Reports
FH8469	105	2	88	1	87
ER2659	160	1	126	4	82
FE2090	124	1	92	5	79
FE9174	101		72	5	76
FE2625	176	2	124	6	75
EW6126	305	8	171	13	63
FC2336	125	1	65	10	61
EK9788	116	6	60	3	59
EM0477	171	25	63	4	54

Belgium has extremely high % of reports that are severe. Curiously, these very high percentages result from very high disability rates following vaccination, rather than a high death rate. The death rates seem similar to other countries, but the disability rate is sky high. This is a major safety signal requiring investigation. This effect is not confined to one batch/lot. All lots used here are generating extremely high numbers of severe reports. This level of injury would qualify the vaccine as a bio-weapon - testing at this level restricted to specific countries.

Alarming Discovery About Belgium Results

When I looked at the immediacy of adverse reactions for all ages, the onset of adverse reactions was within 48 hours for 56% of the reports. This was high, but not extremely so. However, one of my colleagues wanted data just on young people of an athletic age (18-35), so I filtered for that age range. On doing so I obtained 887 reports that provided an onset interval. Of these 887 reports, 700 reports had onset within 24 hours - thats 79% of the reports. 806 had onset within 48 hours - thats 90% ! This is a staggeringly high %. It is generally held that a more potent toxin brings about a faster intoxication. What I have stumbled across here is a very important phenomenon that needs more investigation

I decided to filter for just disability in this age range (18-35). I found 881 reports of disability, but only 738 had a record of the number of days till onset. Of these 738 records of disability following vaccination, the onset of disability was within 24 hours for 604 reports (81%) and was within 48 hours for 702 reports (95%). We can therefore say that the onset of disability was very quick for this large number of young people of athletic age. 95% within 48 hours.

Here is a video describing these findings - [video](#)

Here is a pdf that you can download and share - [The Curious Case of Belgium](#)

Sweden

LOT	Total Number of Reports	Death	Disability	Life Threatening	% of Severe Reports
FF2832	63		33	9	67
FD6840	190	2	96	16	60
FF0680	94		44	12	60
EW9127	101	2	44	14	59
EW2239	54	5	22	5	59
FE4721	74		36	7	58
EX8680	144	4	62	17	58
EW5279	112	3	52	9	57
FG4442	65	1	33	3	57
FE8235	83		41	6	57
FA5833	174	2	78	18	56
FH0161	72	3	29	8	56
FA4632	195		92	15	55
EP2166	121	22	32	12	55
FD4555	184	2	79	19	54
FF3318	61		29	4	54
FE6208	185	1	80	18	54
ER7812	64	6	23	5	53
FA8016	78	4	29	8	53
FE4728	71		34	3	52
EY2172	119	2	55	5	52
FA7842	54	1	22	5	52
EW4815	117		52	7	50
FG7898	78	3	24	12	50
EW6326	52	2	23	1	50
EW6326	52	2	23	1	50
EX6537	139	2	55	12	50
EJ6795	71	18	8	9	49
FC0681	122		50	8	48
EL1484	81	20	14	4	47
ET3620	69	1	26	5	46
214001	52		20	4	46
3005835	54	3	18	3	44
FF2382	50	4	13	4	42
FF2382	50	4	13	4	42
EL0725	78	9	16	4	37
ep2163	58	9	6	6	36
EJ6134	174	17	28	9	31

Sweden, too, has a very high % of reports that are severe - once again, due to a very high number of disabilities induced by the vaccine. Curiously, the death rate following vaccination remains low in comparison. Once again, this phenomenon requires urgent investigation. Team Enigma is collaborating with analysts and researchers in Sweden.

199 reports are of people aged 18-35 who became disabled after taking the vaccine. 126 (63%) of these young people became disabled within 24 hours. 144 (72%) became disabled within 48 hours. These are big percentages. If the vaccines had this immediate effect on young people of athletic age, then they must have been very toxic.

In addition to this, a further 45 young people suffered a life threatening event, and 1 died. 26 (56%) of these life threatening events happened within 24 hours, and 32 (70%) of these events happened within 48 hours of taking the vaccine.

Finland was similar. They had 116 cases of disability following vaccination where the day of onset of disability was known. In 91 of these reports (78%) the disability started within 24 hours of the vaccination. In 99 of these reports (85%) the disability started within 48 hours after the vaccination.

Portugal

LOT	Total Number of Reports	Deaths	Disabilities	Life Threatening	% Severe Reports
EJ6134	162		81	1	51
EL1484	294	2	122	5	44
FF0680	51	1	13	4	35
FD9309	84		25	1	31
ET6956	69	1	12	7	29
EW9127	123	1	28	4	27
Unknown	188	4	32	9	24
EW2243	55	3	6	3	22
FE6029	70		13	2	21
EY2172	94	6	10	4	21
EX8680	199	1	37	4	21
EJ6136	57		12		21
EP9598	82	4	11	2	21
FA7083	75	1	14		20
FD8274	142		23	3	18
FE4728	122	1	21		18
EX6537	82		13	1	17
EJ6797	540		88		16
FC5435	130	1	18	2	16
FE4721	62		10		16
FD1921	108		16	1	16
EP2166	58	4	3	2	16
FA4632	147		21	1	15
EM6950	115	1	14	2	15
EL1491	150	2	17	3	15
FE8235	110	1	13	2	15
FA8142	63		7	2	14
FF0688	81		9	2	14
FG4442	118	1	14		13
FE1573	117		13	1	12
EL0725	84	1	4	2	8
ER7812	65		4		6

Australia

5061 adverse reports for Australia are found in VAERS. However only 18 of these reports have lot numbers. This is appalling. The Australian Government is hiding and covering up vital information from their own populations. .

It is possible to tell the degree to which a government cares for its population by the care with which they keep medical records pertaining to adverse reactions.

There are reports of 302 people dying, but only 1 of these reports has a lot number. This is incredible negligence on behalf of the government and the medical profession. The people of Australia must start gathering and using their own database - rather than relying on their government or doctors to do that.

This is a callout to anyone in Australia who has database skills. We wish to set up an online database, where people can record their lot number, and adverse reactions. We estimate it would have upwards of 1 million visitors each day. Please contact Team Enigma if you are able to do this. Our email is below.

Canada

In the non-domestic table for VAERS there are only 4240 recorded adverse events (only 1 in 40 adverse events are reported to VAERS, and even fewer are reported by countries outside the USA), however, this may still be taken as a representative sample for the purpose of assessing % severity.

VAERS records 88 deaths, 357 disabilities and 150 life threatening events following vaccination - consequently, the % of severe reports is 14% - approximately the same as the UK. However, please note that this excludes Astrazeneca which may account for the majority of severe effects in Canada.

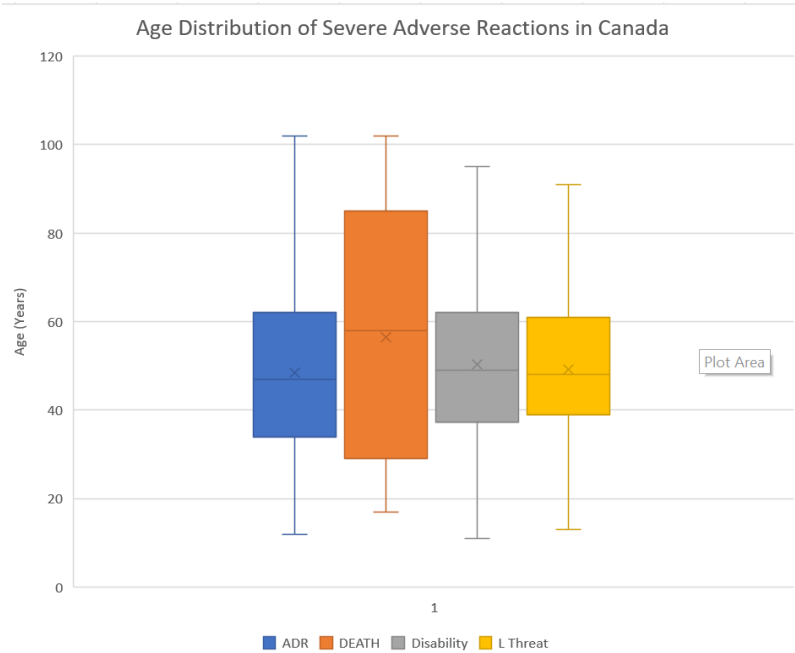
Of the 4240 adverse reports, only 1544 have recorded their lot number.

Of the 88 who are reported with fatal outcomes, only 10 have lot numbers - which demonstrates a peculiar negligence on the part of Canadian doctors - similar to that found in Australia.

Of the 150 who reported disability, 148 have lot numbers - so it is interesting to see which lot numbers were responsible.

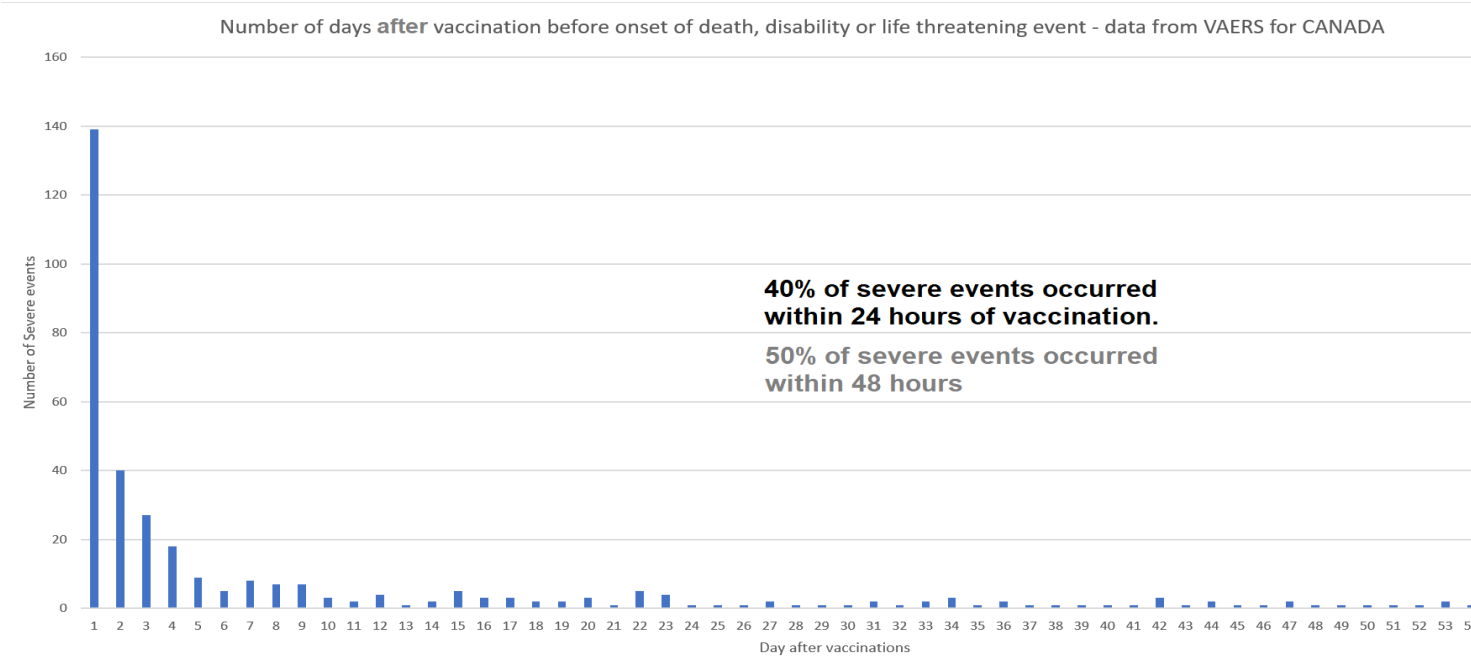
LOT	Total Number of Reports	Deaths	Disabilities	Life Threatening	% of Reports that are Severe
FD0810	51		5	4	18
ER1742	65	1	9	1	17
EY0578	57	1	6	2	16
EW0221	84		9	4	15
FA8721	82		10	2	15
EW0216	52	1	5	1	13
FD7204	88		8	2	11
EW0199	74		5	3	11
EW0193	65		3	4	11
FA9099	96	2	6	2	10
FA9091	100	1	6	1	8
Fd7206	102	1	6	1	8

I also looked at the age distribution of severe adverse reactions.



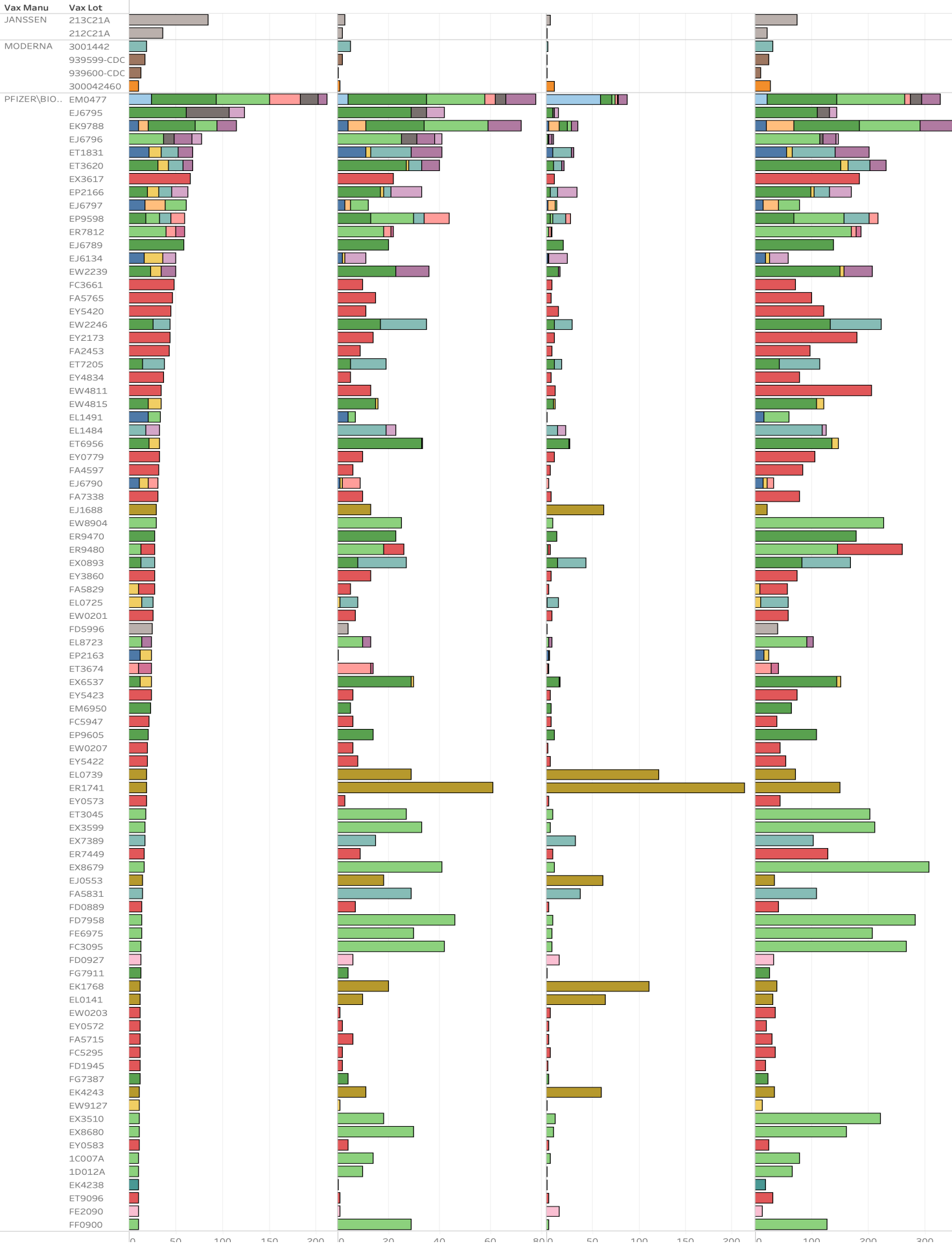
- 25% of reports were in the age range 12 to 34 years
- 25% of deaths were in the age range 17 to 29 years
- 25% of disabilities were in the age range 11 to 37 years
- 25% of life threatening events were in the age range 13 to 39 years

A large % of the deaths and disabilities occurred within 24 hours of taking the vaccine -



I will add more countries each day.

Chart of Most Toxic Lots





Contact

covidscienceteam@protonmail.com

"Please support our work - we have 100,000 visitors every day. Changing minds - saving lives."

[Please donate](#)

Created by Craig Paardekooper ©2022