



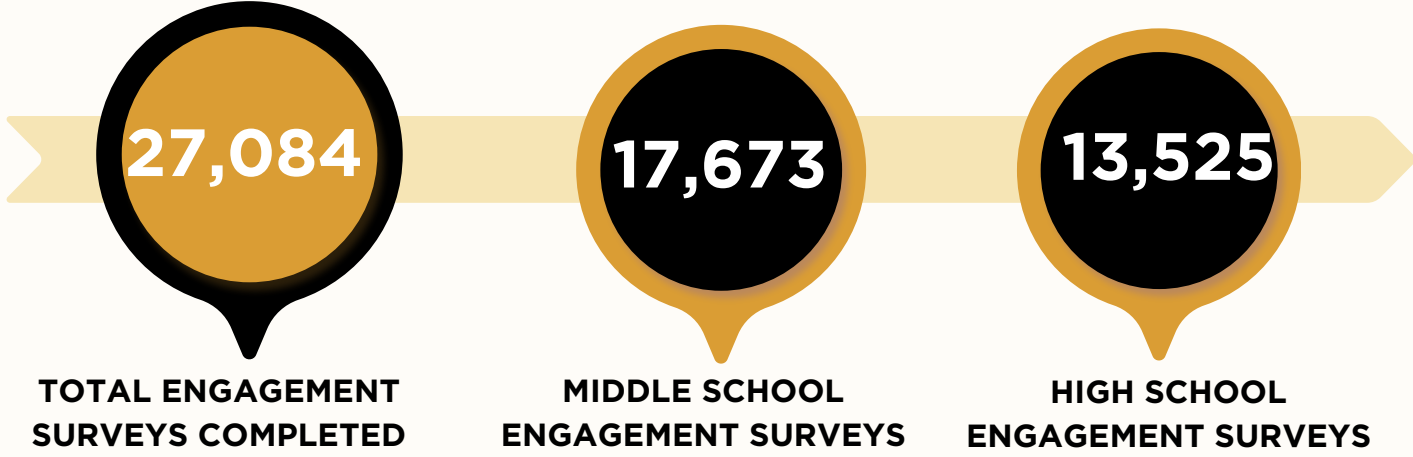
PERFORMANCE SNAPSHOT

SEPTEMBER 2024



STUDENT ENGAGEMENT

Year-to-date (YTD) data on student engagement and interactions.



UNIQUE STUDENTS SERVED

9,942

DURING REVIEW PERIOD

26,490

YTD

Non-duplicated count of students who attended a session and completed feedback form.



STUDENTS BY SESSION

WHOLE GROUP

8,424

DURING REVIEW PERIOD

14,606

YTD

SMALL GROUP

261

DURING REVIEW PERIOD

579

YTD

CAREER EXPLORATION

657

DURING REVIEW PERIOD

1,297

YTD

1:1 SESSION

84

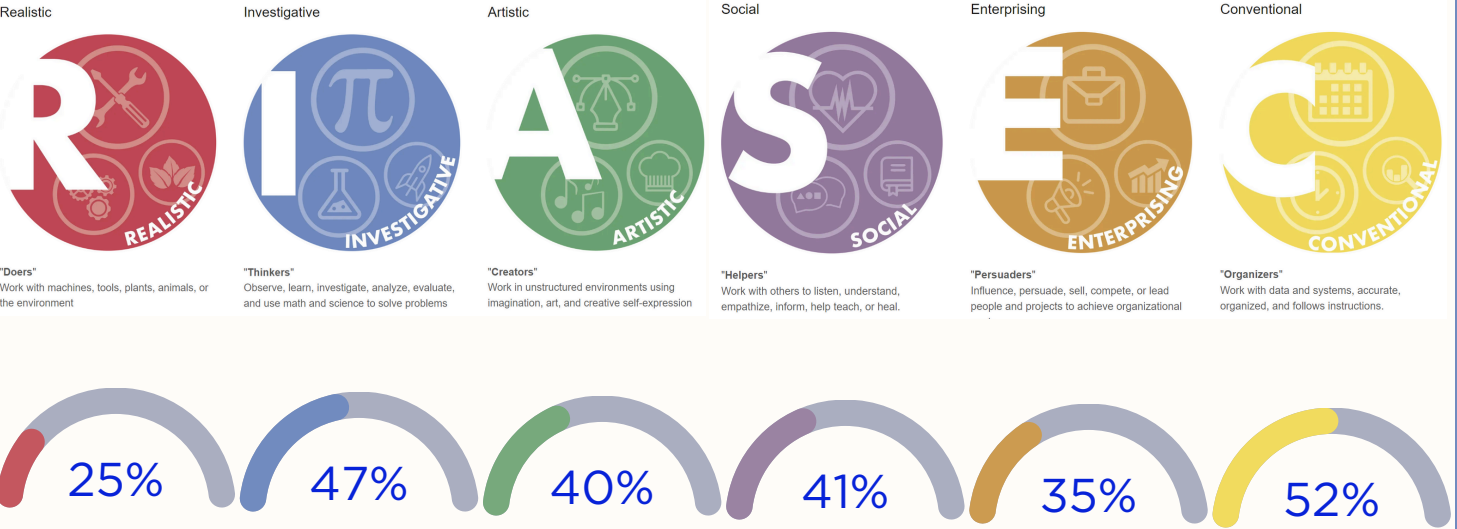
DURING REVIEW PERIOD

499

YTD

Represents the count of students by session type: Initial Visit, Whole Group (10+ students), Small Group (<10 students), 1:1 Session, & Career Exploration.

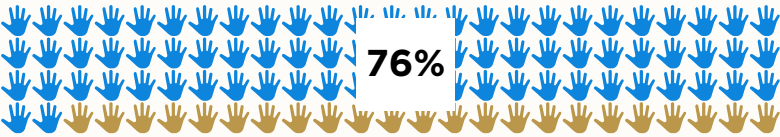
RIASEC RESULTS



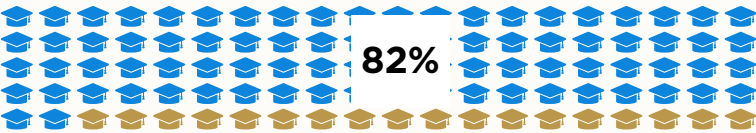
The RIASEC data points represent the percentage of youth who identify with each of the six career interest themes. These percentages help us understand the dominant career interests among MoCo Cap Students.

OUR IMPACT

Students who report their session clarified their next career steps.



Students who believe they will likely work in their identified careers.



Overall Student Satisfaction Rating



4.8 OF 5